



**Reunion Ranch WCID  
General Manager Reports for the month of  
April 2021  
Board Meeting: May 18th, 2021**

Reviewed By: Kristi Hester  
Date: 5.12.21



14050 Summit Drive, #103 Austin, TX 78728

United States

T: +1 512 246 0498

[www.inframark.com](http://www.inframark.com)

**Memorandum for: Board of Director's Reunion Ranch WCID**

**From: Kristi Hester**

**Date: May 18, 2021**

**Subject: General Manager's Executive Summary Report**

Below is a summary of activities since the last board meeting:

**1) Water System**

- a) 505 active connections. 9.13 MG purchased for the month. 90% water accounted for.
- b) Chlorine and bacteriological samples all in compliance.
- c) 23 delinquent letters mailed out, tags hung, zero disconnects.
- d) Repaired small leak on water sample point near master meter

**2) WWTP/Collection System**

- a) Total flows 1.19 MG, average 40,000 GPD, 80% capacity - exceeded BOD and TSS permit levels
- b) Inframark installed a cellar system to reactivate the flow alarms
- c) Floats in the Pre-EQ, GST, SBR and Effluent Wet Well are all calling out on high level
- d) Scheduled hauls in the AM and PM have been working well to contain our levels therefore no overflows have occurred due to high levels
- e) We did have a spill on 5.3.21 this occurred at the and was due to debris at the bar screen the night before we had a large rain event that potentially pushed a large amount of debris (rags, wipes, etc..) down the system. We have been cleaning the bar screens at least twice a day including weekends
- f) 6 Month preventive maintenance on all rotating equipment completed
- g) 6 Month preventive maintenance vibration tests on all rotating equipment completed
- h) Repaired solenoid on field zone 21
- i) Pulled and cleaned pre eq aerator that was tipping out due to excessive rags

**3) Drainage/Ponds**

- a) Committee is touring the ponds and drainage areas May 14th a full report will be provided to the Board at the meeting

**4) Construction**

- a) 43 builder inspection completed
- b) Construction report included

**Current Items Requiring Board Approval**

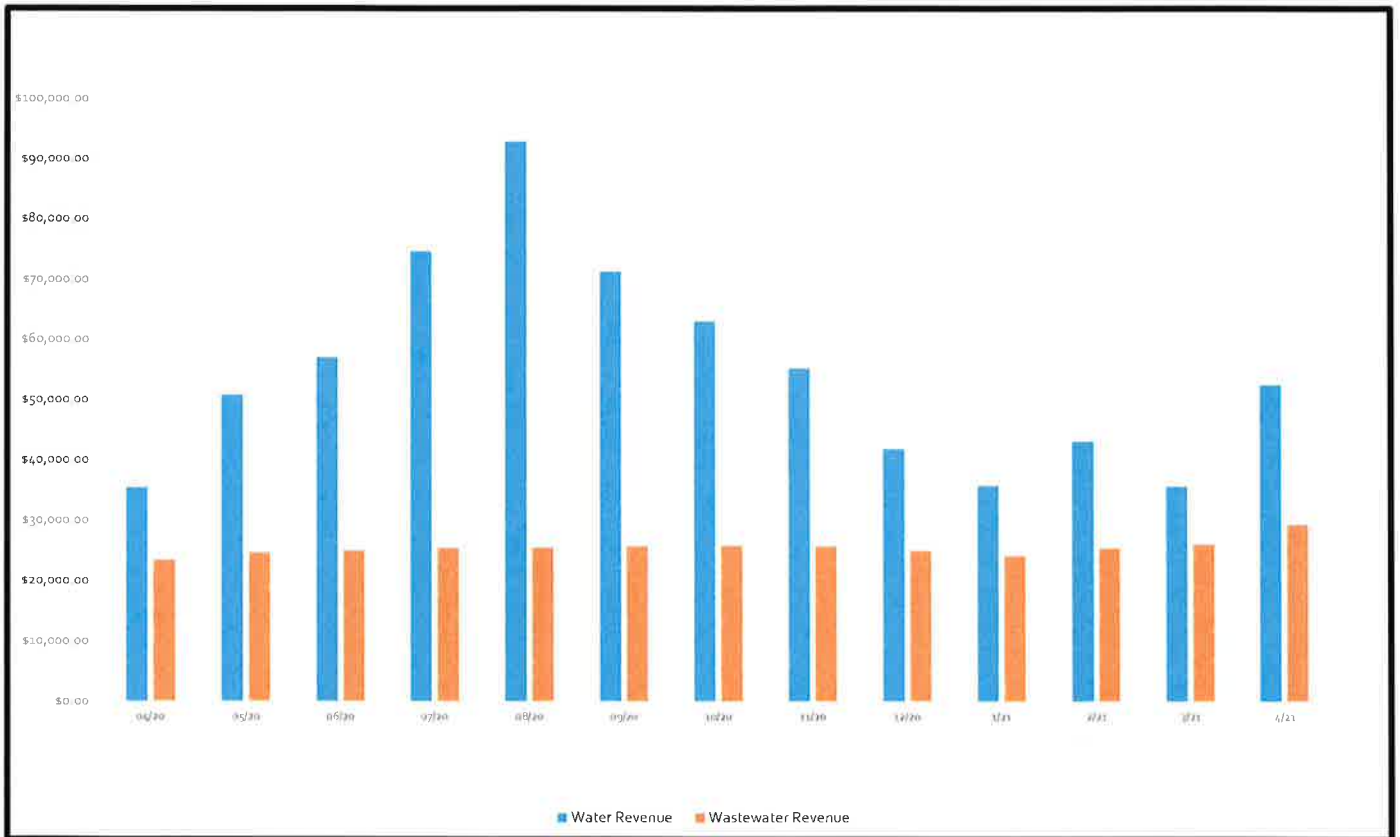
Amount	WO#	Amount	Description



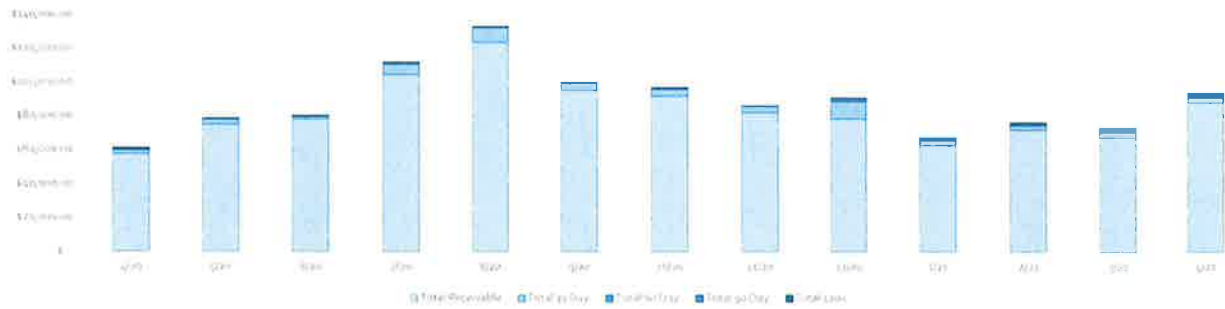
Billing Summary

Description	Connections		Variance
	Apr-20	Apr-21	
Residential	441	491	50
Commercial - HOA	9	14	
Hydrant	2	0	(2)
Tracking	1	1	-
Reclaimed	-	-	
<b>Total Number of Accounts Billed</b>	<b>453</b>	<b>506</b>	<b>53</b>
	<b>Consumption</b>		
Residential	3,905,000	6,821,000	2,916,000
Commercial - HOA	827,000	1,243,000	416,000
Hydrant	-	-	-
Tracking	509,000	-	(509,000)
Reclaimed	-	-	
<b>Total Gallons Consumed</b>	<b>5,241,000</b>	<b>8,064,000</b>	<b>2,823,000</b>
	<b>Average Consumption</b>		
Residential	8,855	13,892	5,037
Commercial - HOA	91,889	88,786	-
Hydrant	-	0	500
Tracking	509,000	-	(509,000)
Reclaimed	-	-	
<b>Avg Water Use for Accounts Billed</b>	<b>11,569.54</b>	<b>15,936.76</b>	<b>4,367</b>
Total Billed	60,923	84,594	23,671
Total Aged Receivables	(3,147)	3,225	6,372
<b>Total Receivables</b>	<b>57,776</b>	<b>87,819</b>	<b>30,043</b>

12 Billing Month History Revenue by Category



**12 Month Accounts Receivable and Collections Report**



Date	Total Receivable	Total 30 Day	Total 60 Day	Total 90 Day	Total 120+
4/20	\$ 57,776.26	\$ 2,148.36	\$ 640.35	\$ 297.49	\$ 150.00
5/20	\$ 75,117.61	\$ 3,025.98	\$ 400.90	\$ -	\$ 150.00
6/20	\$ 78,405.65	\$ 1,297.87	\$ 320.35	\$ -	\$ 150.00
7/20	\$ 104,438.94	\$ 6,033.18	\$ 907.59	\$ 129.48	\$ 150.00
8/20	\$ 123,564.66	\$ 8,733.77	\$ 366.70	\$ 83.42	\$ 260.23
9/20	\$ 95,115.55	\$ 3,916.26	\$ 47.55	\$ -	\$ 343.65
10/20	\$ 92,013.46	\$ 4,019.90	\$ 742.29	\$ 2.25	\$ 150.00
11/20	\$ 82,439.31	\$ 3,512.35	\$ 38.02	\$ -	\$ 150.00
12/20	\$ 78,484.70	\$ 10,467.78	\$ 1,635.25	\$ 4.25	\$ 150.00
1/21	\$ 62,838.23	\$ 2,826.80	\$ 1,230.94	\$ -	\$ 150.00
2/21	\$ 71,868.27	\$ 2,651.64	\$ 710.54	\$ 963.56	\$ 150.00
3/21	\$ 66,589.70	\$ 3,275.28	\$ 1,024.60	\$ 514.93	\$ 1,113.56
4/21	\$ 87,819.19	\$ 3,097.37	\$ 518.88	\$ 445.96	\$ 1,628.49

Board Consideration to Write Off	\$0.00
Board Consideration Collections	\$0.00
Delinquent Letter Mailed	23
Delinquent Tags Hung	N/A
Disconnects for Non Payment	N/A



Water Production and Quality

Water Quality Monitoring

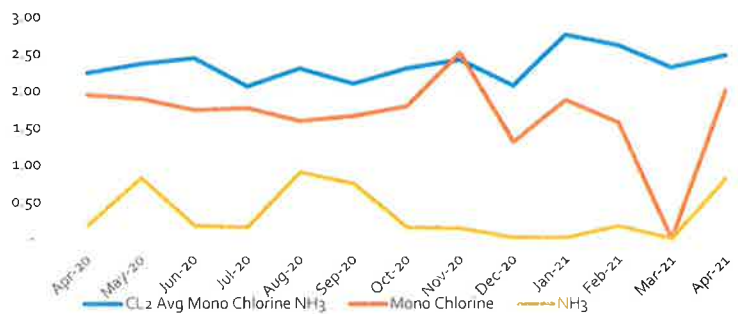
Current Annual Avg

2.34

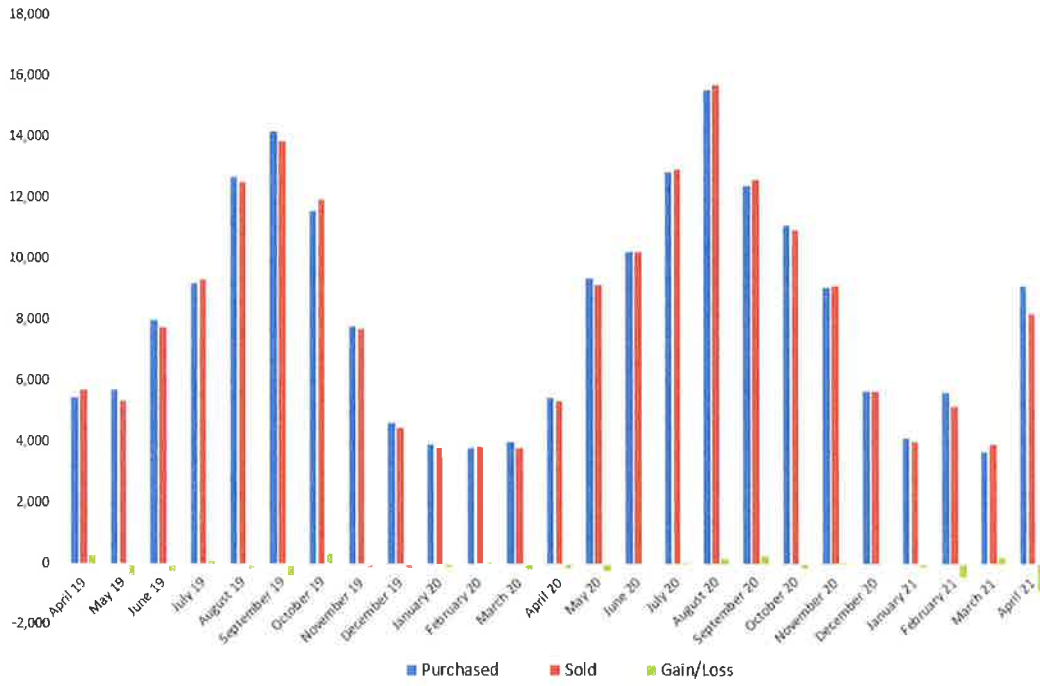
State Requirements Must Be Above .50

Date	CL2 Avg	Mono Chlorine	NH3
Apr-20	2.24	1.94	0.17
May-20	2.36	1.89	0.82
Jun-20	2.44	1.74	0.17
Jul-20	2.06	1.76	0.15
Aug-20	2.30	1.59	0.90
Sep-20	2.10	1.66	0.74
Oct-20	2.30	1.79	0.15
Nov-20	2.42	2.51	0.14
Dec-20	2.07	1.31	0.01
Jan-21	2.76	1.87	0.01
Feb-21	2.62	1.57	0.17
Mar-21	2.32	0.00	0.00
Apr-21	2.48	2.00	0.81

CL2 Avg-Mono Chlorine - NH3



## Water Accountability Report



Month	Read Date	Number of Connections	Master Meters	Billed Use	Flushing /Other	Gal.s Loss (-)	% Loss	Accounted For
April 19	4/16/19	358	5,970	5,734	12	(224)	-3.75%	115.28%
May 19	5/17/19	363	5,703	5,351	15	(337)	-5.91%	94.09%
June 19	6/17/19	371	8,009	7,756	13	(240)	-2.99%	97.01%
July 19	7/17/19	381	9,201	9,350	9	158	1.72%	101.72%
August 19	8/16/19	389	12,709	12,554	15	(140)	-1.10%	98.90%
September 19	9/17/19	399	14,217	13,856	0	(361)	-2.54%	97.46%
October 19	10/16/19	407	11,605	11,944	7	346	2.98%	102.98%
November 19	11/15/19	415	7,813	7,702	13	(98)	-1.25%	98.75%
December 19	12/17/19	424	4,622	4,461	5	(156)	-3.38%	96.62%
January 20	1/16/20	426	3,910	3,792	10	(108)	-2.77%	97.23%
February 20	2/17/20	432	3,820	3,840	9	29	0.75%	100.75%
March 20	3/18/20	443	3,996	3,793	8	(195)	-4.89%	95.11%
April 20	4/17/20	453	5,479	5,326	7	(146)	-2.66%	97.34%
May 20	5/18/20	459	9,377	9,157	8	(212)	-2.26%	97.74%
June 20	6/17/20	463	10,260	10,251	7	(2)	-0.10%	99.99%
July 20	7/17/20	468	12,895	12,956	1	62	0.48%	100.48%
August 20	8/18/20	474	15,588	15,754	8	174	1.12%	101.12%
September 20	9/18/20	481	12,398	12,644	8	254	2.05%	102.05%
October 20	10/19/20	485	11,108	10,956	7	(145)	-1.31%	98.69%
November 20	11/18/20	489	9,106	9,129	8	31	0.34%	100.34%
December 20	12/17/20	496	5,686	5,658	0	(20)	-0.48%	99.52%
January 21	1/15/21	498	4,118	3,998	7	(113)	-2.75%	97.25%
February 21	2/20/21	502	5,619	5,175	0	(444)	-7.90%	92.10%
March 21	3/19/21	504	3,695	3,920	15	240	6.49%	106.49%
April 21	4/19/21	505	9,134	8,227	5	(902)	-9.88%	90.12%





Wastewater Production and Quality

Wastewater Flows for the Month of April



For the Month of April
------------------------

	PERMIT	ACTUAL	COMPLIANT	PERCENT
Flow WWTP (Avg.)	0.050 MGD	0.040 MGD	Yes	80.0%
BOD (Avg)	20 mg/L	47.3 mg/L	No	
TSS (Avg)	20 mg/L	37.7 mg/L	No	
Chlorine Residual (Min)	1.0 mg/L	1.1 mg/L	Yes	
PH (Min)	6.0 Std Units	6.84 Std Units	Yes	
PH (Max)	9.0 Std Units	7.50 Std Units	<u>Yes</u>	

**Reunion Ranch WCID Wastewater Flow Historical**

\* Water Leak at Rec Center

	Connections	Total Flows	Average	Avg Flow Per Connection	WWTP Capacity %
Apr-21	506	1,189,000	40,000	79	80%
Mar-21	504	1,472,000	48,000	95	96%
Feb-21	502	1,234,000	44,000	88	88%
Jan-21	498	1,640,000	53,000	106	106%
<b>TOTALS</b>		<b>5,535,000</b>	<b>46,250.00</b>	<b>92</b>	<b>93%</b>
Dec-20	496	1,715,000	55,000	111	110%
Nov-20	489	1,466,000	49,000	100	98%
Oct-20	485	1,543,000	50,000	103	100%
Sep-20	481	1,511,000	50,000	104	100%
Aug-20	474	1,661,000	54,000	114	108%
Jul-20	468	1,542,000	50,000	107	100%
Jun-20	463	1,594,000	53,100	115	106%
May-20	459	1,545,000	49,800	108	100%
Apr-20	453	1,372,000	46,000	102	92%
Mar-20	443	1,344,000	43,000	97	86%
Feb-20	432	1,156,000	40,000	93	80%
Jan-20	426	1,129,000	36,000	85	72%
<b>TOTALS</b>		<b>17,578,000</b>	<b>47,991.67</b>	<b>103</b>	<b>96%</b>
Dec-19	424	1,171,000	38,000	90	76%
Nov-19	415	1,103,000	37,000	89	74%
Oct-19	407	1,167,000	38,000	93	76%
Sep-19	399	1,144,000	39,000	98	78%
Aug-19	389	1,306,000	42,000	108	84%
Jul-19	381	1,204,000	39,000	102	78%
Jun-19	371	1,038,000	35,000	94	70%
May-19	363	1,139,000	37,000	102	74%
Apr-19	358	1,017,000	33,000	92	66%
Mar-19	353	933,000	30,000	85	60%
Feb-19	347	807,000	29,000	84	58%
Jan-19	327	1,073,000	35,000	107	70%
<b>TOTALS</b>		<b>13,102,000</b>	<b>36,000</b>	<b>95</b>	<b>72%</b>



**STORMWATER POND INSPECTION  
DRAIN OUTLET**

DISTRICT: REUNION RANCH

DATE: 04/25/21

WO#: 2508735

TECH.: TAMMY YBARRA

Pond Location	DENISE COVE DRAIN
Pond water level	N/A
Does the pond drain within 48 hours?	N/A
Sediment depth in the forbay?	N/A
Sediment depth in the sand filter area?	N/A
Trash found at site?	N/A
Is vegetation below 18" in height?	N/A
Trees or brush found in basin area?	N/A
Condition of the media?	GRASS IN BULLROCK & SEDIMENT BUILD UP IN FRONT
Condition of vegetation around the out fall pipe	N/A
Was sediment found in the under drain piping? Remove open clean out tops and check	N/A
Any damage to structural elements (pipes, concrete drainage, retaining walls, gabian walls, etc.)?	N/A
Discharge valve open operational	N/A
Emergency bypass valve closed and operational	N/A
Are all inlets in area clear of debris and sediment?	CLEAR

**COMMENTS** CONSIDER REMOVING SILT IN FRONT OF DRAIN





**STORMWATER POND INSPECTION**

DISTRICT: REUNION RANCH

DATE: 04/25/21

WO#: 2508735

TECH.: TAMMY YBARRA

Pond Location	JANE COVE DRAIN
Pond water level	N/A
Does the pond drain within 48 hours?	N/A
Sediment depth in the forbay?	N/A
Sediment depth in the sand filter area?	N/A
Trash found at site?	N/A
Is vegetation below 18" in height?	YES
Trees or brush found in basin area?	NO
Condition of the media?	GOOD
Condition of vegetation around the out fall pipe	N/A
Was sediment found in the under drain piping? Remove open clean out tops and check	N/A
Any damage to structural elements (pipes, concrete drainage, retaining walls, gabian walls, etc.)?	N/A
Discharge valve open operational	N/A
Emergency bypass valve closed and operational	N/A
Are all inlets in area clear of debris and sediment?	N/A

COMMENTS CLEAN STORM OUTLET/REMOVE LEAVES - WO 2543838





**STORMWATER POND INSPECTION  
WET PONDS**

DISTRICT: REUNION RANCH
DATE: 04/25/21
WO#: 2508735
TECH.: TAMMY YBARRA

Pond Location	WQP 2-2
Pond water level?	WET POND
Inlets in good structural condition?	YES
Inlets clear of accumulated sediment or debris?	NO <b>WO 2396357</b>
Trash found at site?	NO
Sinkhole, cracks or seeps visible in the embankment?	YES
Erosion present at shoreline?	YES - SMALL SPOT <b>WO 2461680</b>
Erosion occurring around the inlets or outlet structures?	YES
Discharge valve open operational?	N/A
Condition of vegetation around the out fall pipe?	GOOD
Excessive algae blooms present?	NO
Invasive plants present?	NO
Trees or woody vegetation present on the dam or embankment?	NO
Sediment has accumulated and reduced the volume of the pond?	NO DATA
<b>POND NEEDS MOWING/OUTFALL HEAVILY VEGETATED</b>	
<b>COMMENTS</b>	<b>INLET HAS SEDIMENT AND VEGETATION - WO 2396357</b> <b>EROSION ISSUE, SMALL HOLE FORMING - WO 2461680</b>







**STORMWATER POND INSPECTION  
WET PONDS**

DISTRICT: REUNION RANCH
DATE: 04/15/21
WO#: 2508735
TECH.: TAMMY YBARRA

Pond Location	WQP 2-3
Pond water level?	WET POND
Inlets in good structural condition?	YES
Inlets clear of accumulated sediment or debris?	YES
Trash found at site?	NO
Sinkhole, cracks or seeps visible in the embankment?	NO
Erosion present at shoreline?	NO
Erosion occuing around the inlets or outlet structures?	NO
Discharge valve open operational?	N/A
Condition of vegetation around the out fall pipe?	N/A
Excessive algae blooms present?	NO
Invasive plants present?	NO
Trees or woody vegetation present on the dam or embankment?	NO
Sediment has accumulated and reduced the volume of the pond?	NO DATA

**COMMENTS**





**STORMWATER POND INSPECTION  
SAND FILTER SYSTEM**

DISTRICT: REUNION RANCH

DATE: 04/15/21

WO#: 2508735

TECH.: TAMMY YBARRA

Pond Location	WQP 2-4
Pond water level	WET IN SPOTS
Does the pond drain within 48 hours?	YES
Sediment depth in the forbay?	3" - 4"
Sediment depth in the sand filter area?	3"
Trash found at site?	NO
Is vegetation below 18" in height?	YES
Trees or brush found in basin area?	NO
Condition of the media?	WET SPOTS
Condition of vegetation around the out fall pipe	HEAVILY VEGETATED
Was sediment found in the under drain piping? Remove open clean out tops and check	NO
Any damage to structural elements (pipes, concrete drainage, retaining walls, gabian walls, etc.)?	NO
Trickle Channel or Splitter Box	HAS SEDIMENT IN SPOTS
Emergency bypass valve closed and operational	N/A
Are all inlets in area clear of debris and sediment?	YES

CLEAR INLET - WO 2367086

COMMENTS INVESTIGATE VEGETATION AT DEEP TRENCH - WO 2275994







**STORMWATER POND INSPECTION  
WET PONDS**

DISTRICT: REUNION RANCH
DATE: 04/15/21
WO#: 2508735
TECH.: TAMMY YBARRA

Pond Location	WQP 3-1
Pond water level?	WET POND
Inlets in good structural condition?	YES
Inlets clear of accumulated sediment or debris?	HAS SEDIMENT
Trash found at site?	NO
Sinkhole, cracks or seeps visible in the embankment?	YES
Erosion present at shoreline?	YES
Erosion occuing around the inlets or outlet structures?	NO
Discharge valve open operational?	N/A
Condition of vegetation around the out fall pipe?	GOOD
Excessive algae blooms present?	NO
Invasive plants present?	NO
Trees or woody vegetation present on the dam or embankment?	NO
Sediment has accumulated and reduced the volume of the pond?	NO DATA

**COMMENTS** SEDMIENT IN INLET CAUSING WATER TO HOLD - **WO 2396347**





**STORMWATER POND INSPECTION  
WET PONDS**

DISTRICT: REUNION RANCH
DATE: 4/15/21
WO#: 2508735
TECH.: TAMMY YBARRA

Pond Location	WQP 3-3
Pond water level?	WET POND
Inlets in good structural condition?	NO INLET
Inlets clear of accumulated sediment or debris?	NO INLET
Trash found at site?	NO
Sinkhole, cracks or seeps visible in the embankment?	YES
Erosion present at shoreline?	YES
Erosion occuing around the inlets or outlet structures?	NO INLET
Discharge valve open operational?	YES
Condition of vegetation around the out fall pipe?	GOOD
Excessive algae blooms present?	NO
Invasive plants present?	NO
Trees or woody vegetation present on the dam or embankment?	NO
Sediment has accumulated and reduced the volume of the pond?	NO DATA

**COMMENTS** **EROSION ON EMBANKMENT WO 2461783**





# **Reunion Ranch W.C.I.D.**

## **Accounting Report**

**May 18, 2021**

---

- Review Cash Activity Report, including Receipts and Expenditures.
  - ☑ Action Items:
    - Approve director and vendor payments.
    - Approve fund transfers.
- Review March 31, 2021 Financial Statements.





## Cash Activity Report

**Reunion Ranch W.C.I.D.  
Cash Activity Report  
March 31, 2021 - May 18, 2021**

		First Citizens	
		Operating Account	Bookkeeper's Account
<b>Reconciled Cash Balance - March 31, 2021</b>		<b>\$ 155,161.38</b>	<b>\$ 25,225.68</b>
<b>Subsequent Activity through May 18, 2021</b>		<b>(56,962.86)</b>	<b>(5,729.79)</b>
Transfer Approved at April 20, 2021 Board Meeting	To TexPool Operating Account	(125,000.00)	
Deposit	Service Revenue	68,037.14	
	Subtotal - Operating Account	<u>(56,962.86)</u>	
Transfer Approved at April 20, 2021 Board Meeting	From TexPool Operating Account	221,334.78	
Expenditures Approved at April 20, 2021 Board Meeting	Checks 1685 - 1700	(223,734.78)	
AT&T	1701 Telephone - April 2021	(159.96)	
Pedernales Electric	1702 Utilities - March 2021	(1,130.37)	
Voided Check	1703 Voided Check	-	
US Treasury	1704 Payroll Taxes - First Quarter 2021	(504.94)	
Customer Refund	1705 Pool Deposit	(1,450.00)	
AT&T	1706 Internet - April 2021	(84.52)	
		<u>(5,729.79)</u>	
<b>Expenditures to be Approved at May 18, 2021 Board Meeting (From Bookkeeper's Account)</b>		-	<b>(62,886.31)</b>
<b>Vendor</b>	<b>Ck #</b>	<b>Memo</b>	<b>Amount</b>
Dennis Daniel	1707	Director Fees - May 18, 2021 Meeting	138.52
Nathan Neese	1708	Director Fees - May 18, 2021 Meeting	138.53
Ron Meyer	1709	Director Fees - May 18, 2021 Meeting	138.53
Theresa Purdy	1710	Director Fees - May 18, 2021 Meeting	138.52
Thomas Rogers	1711	Director Fees - May 18, 2021 Meeting	138.53
Aquatic Features Inc	1712	Pond Maintenance - April 2021	970.00
Bolt & Douthitt, PLLC	1713	Accounting Fee - April 2021	2,000.00
Inframark LLC	1714	Operations - March and April 2021	15,374.48
Environmental Solutions	1715	Rent Odor Control Unit - April 2021	600.00
LCRA	1716	Raw Water/Monthly Fee - April 2021	3,539.70
Sommers Marketing	1717	Website - April 2021	1,300.00
Willatt & Flickinger	1718	Legal Fees - April 2021	8,798.50
Zane Furr	1719	Landscape Maintenance - April 2021	3,735.00
WTCPUA	1720	Impact Fees - March 2021	25,876.00
		Total Operating Account Expenditures	<u>62,886.31</u>
<b>Transfers to be Approved at May 18, 2021 Board Meeting</b>		<b>(95,000.00)</b>	<b>62,886.31</b>
Transfer	From First Citizens Operating to TexPool Operating	(95,000.00)	
Transfer	From TexPool Operating to First Citizens Bookkeeper's	62,886.31	
		<u>(32,113.69)</u>	
<b>Projected Cash Balance - May 18, 2021</b>		<b>\$ 3,198.52</b>	<b>\$ 19,495.89</b>



**Reunion Ranch W.C.I.D.  
Cash/Investment Activity Report  
March 31, 2021 - May 18, 2021**

	Interest Rates	Balance 3/31/2021	Subsequent		Subtotal 5/18/2021	Transfers to be Approved 5/18/2021		Projected Balance 5/18/2021
			Receipts	Disbursements				
<b>General Fund -</b>								
First Citizens - Operating Account	n/a	155,161.38	68,037.14	(125,000.00)	98,198.52	(95,000.00)	(1)	3,198.52
First Citizens - Bookkeeper's Account	n/a	25,225.68	221,334.78	(289,950.88)	(43,390.42)	62,886.31	(2)	19,495.89
TexPool - Operating Account	0.0101%	1,123,906.92	161,617.31	(221,334.78)	1,064,189.45	40,063.60	(1), (2), (3)	1,104,253.05
<b>Total - General Fund</b>		<b>1,304,293.98</b>	<b>450,989.23</b>	<b>(636,285.66)</b>	<b>1,118,997.55</b>	<b>7,949.91</b>		<b>1,126,947.46</b>
<b>Debt Service Fund -</b>								
TexPool - Tax	0.0101%	269,788.13	-	(236,617.31)	33,170.82	(32,949.91)	(3), (4)	220.91
TexPool - Debt Service	0.0101%	2,031,282.91	200,000.00	-	2,231,282.91	25,000.00	(4)	2,256,282.91
<b>Total - Debt Service Fund</b>		<b>2,301,071.04</b>	<b>200,000.00</b>	<b>(236,617.31)</b>	<b>2,264,453.73</b>	<b>(7,949.91)</b>		<b>2,256,503.82</b>
<b>Capital Project Fund -</b>								
Texpool - SR2017 Capital Projects	0.0101%	6.56	-	-	6.56	-		6.56
Texpool - SR2018 Capital Projects	0.0101%	1,361.12	-	-	1,361.12	-		1,361.12
Texpool - SR2019 Capital Projects	0.0101%	3,739.05	-	-	3,739.05	-		3,739.05
Texpool - SR2020 Capital Projects	0.0101%	2,264,373.63	-	-	2,264,373.63	-		2,264,373.63
<b>Total - Capital Project Fund</b>		<b>2,269,480.36</b>	<b>-</b>	<b>-</b>	<b>2,269,480.36</b>	<b>-</b>		<b>2,269,480.36</b>
<b>Total - All Funds</b>		<b>5,874,845.38</b>	<b>650,989.23</b>	<b>(872,902.97)</b>	<b>5,652,931.64</b>	<b>-</b>		<b>5,652,931.64</b>

**Transfer Letter Information:**

- (1) To transfer funds from First Citizens Operating Account to TexPool Operating Account: \$95,000.00
- (2) To transfer funds from TexPool Operating Account to First Citizens Bookkeeper's Account: \$62,886.31
- (3) To transfer funds from TexPool Tax Account to TexPool Operating Account: \$7,949.91
- (4) To transfer funds from TexPool Tax Account to TexPool Debt Service Account: \$25,000.00

Reunion Ranch W.C.I.D.  
 SCHEDULE OF TEMPORARY INVESTMENTS  
 January 1, 2021 - March 31, 2021

FUNDS	IDENTIFICATION	INTEREST RATE	INTEREST 1/21-3/21	BEG. BK VAL 1/1/2021	END. BK VAL 3/31/2021	BEG. MKT VAL 1/1/2021	END. MKT VAL 3/31/2021	TRADE DATE	MATURITY DATE	DAYS	G/L ACCOUNT
GENERAL FUND:	<u>TaxPool - Operating Account</u> Texas Local Government Investment Pool	0.0157%	103.77	892,318.21	1,123,906.92	892,318.21	1,123,906.92				1007
<b>TOTAL GENERAL OPERATING FUND</b>			<b>103.77</b>	<b>892,318.21</b>	<b>1,123,906.92</b>	<b>892,318.21</b>	<b>1,123,906.92</b>				
DEBT SERVICE FUND:	<u>TaxPool - Tax Account</u> Texas Local Government Investment Pool	0.0157%	121.56	1,313,619.66	269,788.13	1,313,619.66	269,788.13				1106
	<u>TaxPool - Debt Service</u> Texas Local Government Investment Pool	0.0157%	124.49	996,622.81	2,031,282.91	996,622.81	2,031,282.91				1115
<b>TOTAL DEBT SERVICE FUND</b>			<b>246.05</b>	<b>2,310,242.47</b>	<b>2,301,071.04</b>	<b>2,310,242.47</b>	<b>2,301,071.04</b>				
CAPITAL PROJECTS FUND:	<u>TaxPool - SR 2017 CPF</u> Texas Local Government Investment Pool	0.0157%	-	6.56	6.56	6.56	6.56				1152
	<u>TaxPool - SR 2018 CPF</u> Texas Local Government Investment Pool	0.0157%	-	1,361.12	1,361.12	1,361.12	1,361.12				1153
	<u>TaxPool - SR 2019 CPF</u> Texas Local Government Investment Pool	0.0157%	0.43	3,738.62	3,739.05	3,738.62	3,739.05				1154
	<u>TaxPool - SR 2020 CPF</u> Texas Local Government Investment Pool	0.0157%	263.24	2,264,110.39	2,264,373.63	2,264,110.39	2,264,373.63				1155
<b>TOTAL CAPITAL PROJECTS FUND</b>			<b>263.67</b>	<b>2,269,214.69</b>	<b>2,269,480.36</b>	<b>2,269,214.69</b>	<b>2,269,480.36</b>				
<b>TOTAL ALL FUNDS</b>			<b>613.49</b>	<b>5,471,777.37</b>	<b>5,694,458.32</b>	<b>5,471,777.37</b>	<b>5,694,458.32</b>				

This quarterly report is in full compliance with the investment strategy as established for the Public Funds Investment Act (Chapter 2459, amending Chapter 2256); and Investment Policy and Strategies set forth by the District.

\_\_\_\_\_  
 \_\_\_\_\_  
 \_\_\_\_\_

### Recap & Standings Report

Cycles: All      Taxing Units: Dripping Spr...      Transaction Date Range: 03/01/2021 to 03/31/2021      Sorted By: By Year, Ascending      Options: Separate Rollbacks, Include

Appraisal  
 WRR (Reunion Ranch WCID)  
 Taxing Unit Totals (IS,MO,RB,SA)

	Beg. Uncollected	Adjustments	Adjusted Uncollected	Collections	P&I Collected	Credits / Discounts Allowed	Atty. Fee Collected	Variance	Uncollected Balance
2001 & Prior	0.00	0.00	0.00	0.00	0.00	0.00	0.00	0.00	0.00
2002	0.00	0.00	0.00	0.00	0.00	0.00	0.00	0.00	0.00
2003	0.00	0.00	0.00	0.00	0.00	0.00	0.00	0.00	0.00
2004	0.00	0.00	0.00	0.00	0.00	0.00	0.00	0.00	0.00
2005	0.00	0.00	0.00	0.00	0.00	0.00	0.00	0.00	0.00
2006	0.00	0.00	0.00	0.00	0.00	0.00	0.00	0.00	0.00
2007	0.00	0.00	0.00	0.00	0.00	0.00	0.00	0.00	0.00
2008	0.00	0.00	0.00	0.00	0.00	0.00	0.00	0.00	0.00
2009	0.00	0.00	0.00	0.00	0.00	0.00	0.00	0.00	0.00
2010	0.00	0.00	0.00	0.00	0.00	0.00	0.00	0.00	0.00
2011	0.00	0.00	0.00	0.00	0.00	0.00	0.00	0.00	0.00
2012	0.00	0.00	0.00	0.00	0.00	0.00	0.00	0.00	0.00
2013	0.00	0.00	0.00	0.00	0.00	0.00	0.00	0.00	0.00
2014	0.00	0.00	0.00	0.00	0.00	0.00	0.00	0.00	0.00
2015	0.00	0.00	0.00	0.00	0.00	0.00	0.00	0.00	0.00
2016	0.00	0.00	0.00	0.00	0.00	0.00	0.00	0.00	0.00
2017	0.00	0.00	0.00	0.00	0.00	0.00	0.00	0.00	0.00
2018	74.99	0.00	74.99	0.00	0.00	0.00	0.00	0.00	74.99
2019	241.24	0.00	241.24	0.00	0.00	0.00	0.00	0.00	241.24
2020	64,126.39	4,169.12	68,295.51	27,919.48	1,583.86	0.00	0.00	0.54	40,376.57
2021	0.00	0.00	0.00	0.00	0.00	0.00	0.00	0.00	0.00
Summary									
Total Current	64,126.39	4,169.12	68,295.51	27,919.48	1,583.86	0.00	0.00	0.54	40,376.57
Total Delinquent	316.23	0.00	316.23	0.00	0.00	0.00	0.00	0.00	316.23
Rollbacks	0.00	0.00	0.00	0.00	0.00	0.00	0.00	0.00	0.00
Taxing Unit Total	64,442.62	4,169.12	68,611.74	27,919.48	1,583.86	0.00	0.00	0.54	40,692.80
Percentages									
% of Roll Collected - 2020 - 87.96%			Adjusted Original Roll - \$2,001,973.15			Current YTD Collected - \$1,961,596.58			
Tax Collections Compared to Current Taxes Billed 43.54% Collected									
All Collections Compared to Current Taxes Billed 46.01% Collected									
Combined Collections (Collections + P&I Collected) - 29,503.34									

Reunion Ranch W.C.I.D.  
ANALYSIS OF TAXES COLLECTED FOR RECONCILIATION  
March 31, 2021

TAX YEAR	2020			2019			2018			2017			TOTAL		
	General Fund	Debt Service Fund	Total	General Fund	Debt Service Fund	Total	General Fund	Debt Service Fund	Total	General Fund	Debt Service Fund	Total	General Fund	Debt Service Fund	Total
PERCENTAGE	\$ 0.1500	\$ 0.7250	\$ 0.8750	\$ 0.1500	\$ 0.7250	\$ 0.8750	\$ 0.1750	\$ 0.7000	\$ 0.8750	\$ 0.3250	\$ 0.9500	\$ 0.8750			
COLLECTIONS:															
OCT															
TAX ADJUSTMENTS	0.00	0.00	0.00	0.00	0.00	0.00	0.00	0.00	0.00	0.00	0.00	0.00	0.00	0.00	0.00
BASE TAX REV	0.00	0.00	0.00	0.00	0.00	0.00	0.00	0.00	0.00	0.00	0.00	0.00	0.00	0.00	0.00
TAXES	0.00	0.00	0.00	0.00	0.00	0.00	35.35	141.41	176.76	0.00	0.00	0.00	35.35	141.41	176.76
PENALTY	0.00	0.00	0.00	0.00	0.00	0.00	11.66	46.66	58.32	0.00	0.00	0.00	11.66	46.66	58.32
NOV															
TAX ADJUSTMENTS	0.00	0.00	0.00	0.00	0.00	0.00	0.00	0.00	0.00	0.00	0.00	0.00	0.00	0.00	0.00
BASE TAX REV	0.00	0.00	0.00	0.00	0.00	0.00	0.00	0.00	0.00	0.00	0.00	0.00	0.00	0.00	0.00
TAXES	1,730.72	8,365.14	10,095.86	0.00	0.00	0.00	0.00	0.00	0.00	92.51	156.55	249.06	1,823.23	8,521.69	10,344.92
PENALTY	0.00	0.00	0.00	0.00	0.00	0.00	0.00	0.00	0.00	42.55	72.02	114.57	42.55	72.02	114.57
DEC															
TAX ADJUSTMENTS	6,512.10	31,475.15	37,987.25	0.00	0.00	0.00	(19.34)	(77.35)	(96.69)	0.00	0.00	0.00	6,492.76	31,397.80	37,890.56
BASE TAX REV	0.00	0.00	0.00	0.00	0.00	0.00	(19.34)	(77.35)	(96.69)	0.00	0.00	0.00	(19.34)	(77.35)	(96.69)
TAXES	221,982.91	1,072,917.40	1,294,900.31	368.23	1,779.78	2,148.01	0.00	0.00	0.00	0.00	0.00	0.00	222,351.14	1,074,697.18	1,297,048.32
PENALTY	0.00	0.00	0.00	40.43	195.43	235.86	0.00	0.00	0.00	0.00	0.00	0.00	40.43	195.43	235.86
JAN															
TAX ADJUSTMENTS	0.00	0.00	0.00	0.00	0.00	0.00	0.00	0.00	0.00	0.00	0.00	0.00	0.00	0.00	0.00
BASE TAX REV	0.00	0.00	0.00	0.00	0.00	0.00	0.00	0.00	0.00	0.00	0.00	0.00	0.00	0.00	0.00
TAXES	69,296.23	334,931.77	404,228.00	0.00	0.00	0.00	0.00	0.00	0.00	0.00	0.00	0.00	69,296.23	334,931.77	404,228.00
PENALTY	0.00	0.00	0.00	0.00	0.00	0.00	0.00	0.00	0.00	0.00	0.00	0.00	0.00	0.00	0.00
FEB															
TAX ADJUSTMENTS	0.00	0.00	0.00	0.00	0.00	0.00	0.00	0.00	0.00	0.00	0.00	0.00	0.00	0.00	0.00
BASE TAX REV	0.00	0.00	0.00	0.00	0.00	0.00	0.00	0.00	0.00	0.00	0.00	0.00	0.00	0.00	0.00
TAXES	38,477.74	185,975.72	224,453.46	913.25	4,414.02	5,327.27	0.00	0.00	0.00	0.00	0.00	0.00	39,390.99	190,389.74	229,780.73
PENALTY	118.51	572.81	691.32	0.00	0.00	0.00	0.00	0.00	0.00	0.00	0.00	0.00	118.51	572.81	691.32
MAR															
TAX ADJUSTMENTS	714.80	3,454.86	4,169.66	0.00	0.00	0.00	0.00	0.00	0.00	0.00	0.00	0.00	714.80	3,454.86	4,169.66
BASE TAX REV	0.00	0.00	0.00	0.00	0.00	0.00	0.00	0.00	0.00	0.00	0.00	0.00	0.00	0.00	0.00
TAXES	4,786.20	23,133.28	27,919.48	0.00	0.00	0.00	0.00	0.00	0.00	0.00	0.00	0.00	4,786.20	23,133.28	27,919.48
PENALTY	271.52	1,312.34	1,583.86	0.00	0.00	0.00	0.00	0.00	0.00	0.00	0.00	0.00	271.52	1,312.34	1,583.86
APR															
TAX ADJUSTMENTS	0.00	0.00	0.00	0.00	0.00	0.00	0.00	0.00	0.00	0.00	0.00	0.00	0.00	0.00	0.00
BASE TAX REV	0.00	0.00	0.00	0.00	0.00	0.00	0.00	0.00	0.00	0.00	0.00	0.00	0.00	0.00	0.00
TAXES	0.00	0.00	0.00	0.00	0.00	0.00	0.00	0.00	0.00	0.00	0.00	0.00	0.00	0.00	0.00
PENALTY	0.00	0.00	0.00	0.00	0.00	0.00	0.00	0.00	0.00	0.00	0.00	0.00	0.00	0.00	0.00
MAY															
TAX ADJUSTMENTS	0.00	0.00	0.00	0.00	0.00	0.00	0.00	0.00	0.00	0.00	0.00	0.00	0.00	0.00	0.00
BASE TAX REV	0.00	0.00	0.00	0.00	0.00	0.00	0.00	0.00	0.00	0.00	0.00	0.00	0.00	0.00	0.00
TAXES	0.00	0.00	0.00	0.00	0.00	0.00	0.00	0.00	0.00	0.00	0.00	0.00	0.00	0.00	0.00
PENALTY	0.00	0.00	0.00	0.00	0.00	0.00	0.00	0.00	0.00	0.00	0.00	0.00	0.00	0.00	0.00
JUN															
TAX ADJUSTMENTS	0.00	0.00	0.00	0.00	0.00	0.00	0.00	0.00	0.00	0.00	0.00	0.00	0.00	0.00	0.00
BASE TAX REV	0.00	0.00	0.00	0.00	0.00	0.00	0.00	0.00	0.00	0.00	0.00	0.00	0.00	0.00	0.00
TAXES	0.00	0.00	0.00	0.00	0.00	0.00	0.00	0.00	0.00	0.00	0.00	0.00	0.00	0.00	0.00
PENALTY	0.00	0.00	0.00	0.00	0.00	0.00	0.00	0.00	0.00	0.00	0.00	0.00	0.00	0.00	0.00
JUL															
TAX ADJUSTMENTS	0.00	0.00	0.00	0.00	0.00	0.00	0.00	0.00	0.00	0.00	0.00	0.00	0.00	0.00	0.00
BASE TAX REV	0.00	0.00	0.00	0.00	0.00	0.00	0.00	0.00	0.00	0.00	0.00	0.00	0.00	0.00	0.00
TAXES	0.00	0.00	0.00	0.00	0.00	0.00	0.00	0.00	0.00	0.00	0.00	0.00	0.00	0.00	0.00
PENALTY	0.00	0.00	0.00	0.00	0.00	0.00	0.00	0.00	0.00	0.00	0.00	0.00	0.00	0.00	0.00
AUG															
TAX ADJUSTMENTS	0.00	0.00	0.00	0.00	0.00	0.00	0.00	0.00	0.00	0.00	0.00	0.00	0.00	0.00	0.00
BASE TAX REV	0.00	0.00	0.00	0.00	0.00	0.00	0.00	0.00	0.00	0.00	0.00	0.00	0.00	0.00	0.00
TAXES	0.00	0.00	0.00	0.00	0.00	0.00	0.00	0.00	0.00	0.00	0.00	0.00	0.00	0.00	0.00
PENALTY	0.00	0.00	0.00	0.00	0.00	0.00	0.00	0.00	0.00	0.00	0.00	0.00	0.00	0.00	0.00
SEP															
TAX ADJUSTMENTS	0.00	0.00	0.00	0.00	0.00	0.00	0.00	0.00	0.00	0.00	0.00	0.00	0.00	0.00	0.00
BASE TAX REV	0.00	0.00	0.00	0.00	0.00	0.00	0.00	0.00	0.00	0.00	0.00	0.00	0.00	0.00	0.00
TAXES	0.00	0.00	0.00	0.00	0.00	0.00	0.00	0.00	0.00	0.00	0.00	0.00	0.00	0.00	0.00
PENALTY	0.00	0.00	0.00	0.00	0.00	0.00	0.00	0.00	0.00	0.00	0.00	0.00	0.00	0.00	0.00
TOTAL															
BASE TAX REV	0.00	0.00	0.00	0.00	0.00	0.00	(19.34)	(77.35)	(96.69)	0.00	0.00	0.00	(19.34)	(77.35)	(96.69)
TAXES	336,273.80	1,625,323.31	1,961,597.11	1,281.48	6,193.80	7,475.28	35.35	141.41	176.76	92.51	156.55	249.06	337,683.14	1,631,815.07	1,969,498.21
PENALTY	390.03	1,885.15	2,275.18	40.43	195.43	235.86	11.66	46.66	58.32	42.55	72.02	114.57	484.67	2,199.26	2,683.93
TOTAL DISTRIBUTION															
	336,663.83	1,627,208.46	1,963,872.29	1,321.91	6,389.23	7,711.14	47.01	188.07	235.08	135.06	228.57	363.63	338,148.47	1,633,936.98	1,972,085.45
BEGINNING															
TAXES RECEIVABLE	335,968.59	1,623,848.19	1,959,816.78	1,322.83	6,393.69	7,716.52	50.35	201.40	251.75	92.51	156.55	249.06	337,434.28	1,630,599.83	1,968,034.11
TAX ADJUSTMENTS	7,226.90	34,930.01	42,156.91	0.00	0.00	0.00	(19.34)	(77.35)	(96.69)	0.00	0.00	0.00	7,207.56	34,852.66	42,060.22
BASE TAX REV	0.00	0.00	0.00	0.00	0.00	0.00	19.34	77.35	96.69	0.00	0.00	0.00	19.34	77.35	96.69
LESS COLLECTIONS	(336,273.80)	(1,625,323.31)	(1,961,597.11)	(1,281.48)	(6,193.80)	(7,475.28)	(35.35)	(141.41)	(176.76)	(92.51)	(156.55)	(249.06)	(337,683.14)	(1,631,815.07)	(1,969,498.21)
TAX REC @ END OF PERIOD															
	6,921.69	33,454.89	40,376.58	41.35	199.89	241.24	15.00	59.99	74.99	0.00	0.00	0.00	6,978.04	33,714.77	40,692.81

<b>Reunion Ranch W.C.I.D.</b> <b>Collateral Analysis Schedule</b> <b>March 31, 2021</b>
---

	<u>Funds</u>	<u>Collateral</u>	<u>Over/(Under)</u> <u>Collateralized</u>
<b>First Citizens Bank</b>			
Operating Account	\$ 155,161.38		
Bookkeeper's Account	26,056.82		
<b>Total Funds First Citizens Bank</b>	181,218.20		
FDIC Coverage		250,000.00	
Pledged Collateral First Citizens Bank (Market Value)		232,716.39	
<b>Total Collateral</b>		482,716.39	
<b>Total Collateral/Funds</b>	\$ 181,218.20	\$ 482,716.39	\$ 301,498.19

## Pledge Inventory Report

First-Citizens Bank & Trust Co  
 Raleigh, NC  
 FROM 3/1/2021 TO 3/31/2021

Customer ID: 65900  
 Report Date: 4/1/2021  
 PAS Rep: Joanne Rodriguez  
 Account Rep: Mike Phillips/Ryan Gallant

Cusip Ticket	Description Location Code/Name	Maturity/Refunded Dt Group	Intent Coupon	S&P Moody	Market Price Dt Maturity (Yr)	Original Face Par	Book Value Market Value
Pledged: REUN - TX - Reunion Ranch WCID Round Rock Texas							
3136ALYX3 1041499	FNM14081 CA WF - Wells Fargo	03/25/2041 CM1	AFS 3.00000	NA Nr	3/31/2021 20.00	1,042,204.00 186,954.50	189,954.20 190,235.23
3137FRSN2 1223273	FHR 4957 TA WF - Wells Fargo	03/25/2048 CM1	AFS 3.00000	NR Nr	3/31/2021 27.00	28,000.00 15,359.82	15,689.28 16,066.94
38382AR23 1211542	GNR 2019-147 AB WF - Wells Fargo	10/16/2060 MB3	AFS 2.50000	NR Nr	3/31/2021 39.57	30,000.00 25,732.06	25,558.35 26,414.22
3	Total Pledged: REUN - TX - Reunion Ranch WCID Round Rock Texas					1,100,204.00 228,046.38	231,201.83 232,716.39

This report reflects information submitted to us by the customer. It is not intended to be used as the official record of safekeeping location and/or pledged holdings. This information should be provided by the customer's safekeeper.

FHN Financial PASPort  
 Page 215

# FINANCIAL STATEMENTS

**Reunion Ranch W.C.I.D.**  
**Accountant's Compilation Report**  
**March 31, 2021**

The District is responsible for the accompanying financial statements of the governmental activities of Reunion Ranch W.C.I.D., as of and for the six months ended March 31, 2021, which collectively comprise the District's basic financial statements – governmental funds in accordance with the accounting principles generally accepted in the United States of America. We have performed a compilation engagement in accordance with Statements on Standards for Accounting and Review Services promulgated by the Accounting and Review Services Committee of the AICPA. We did not audit or review the financial statements nor were we required to perform any procedures to verify the accuracy or completeness of the information provided by management. Accordingly, we do not express an opinion, a conclusion, nor provide any form of assurance on these financial statements.

The District has omitted the management's discussion and analysis, the Statement of Net Assets, and Statement of Activities that the Governmental Accounting Standards Board required to be presented to supplement the basic financial statements. Such missing information, although not a part of the basic financial statements, is required by the Governmental Accounting Standards Board who considers it to be an essential part of financial reporting for placing the basic financial statements in an appropriate operational, economic, or historic context.

In addition, the District has elected to omit substantially all of the disclosures and the statement of cash flows required by accounting principles generally accepted in the United States of America. If the omitted disclosures and components required by GASB 34 were included in the financial statements, they might influence the user's conclusions about the District's financial position, results of operations, and cash flows. Accordingly, these financial statements are not designed for those who are not informed about such matters.

Accounting principles generally accepted in the United States of America require that budgetary comparison information be presented to supplement the basic financial statements. Such information is presented for purposes of additional analysis and, although not a required part of the basic financial statements, is required by the Governmental Accounting Standards Board who considers it to be an essential part of financial reporting and for placing the basic financial statements in an appropriate operational, economic, or historical context. Such information is the responsibility of management. The required supplementary information was subject to our compilation engagement. We have not audited or reviewed the required supplementary information and do not express an opinion, a conclusion, nor provide any assurance on such information.

Supplementary Information

The supplementary information contained in the schedules described in the Supplementary Information Index is presented for purposes of additional analysis and is not a required part of the basic financial statements. This information is the representation of management. The information was subject to our compilation engagement, however, we have not audited or reviewed the supplementary information and, accordingly, do not express an opinion, a conclusion, nor provide any form of assurance on such supplementary information.

We are not independent with respect to Reunion Ranch W.C.I.D.

  
BOTT & DOUTHITT, P.L.L.C.

May 11, 2021  
Round Rock, TX



**Reunion Ranch W.C.I.D.  
Governmental Funds Balance Sheet  
March 31, 2021**

	<b>Governmental Funds</b>			<b>Governmental Funds Total</b>
	<b>General Fund</b>	<b>Debt Service Fund</b>	<b>Capital Projects Fund</b>	
<b>Assets</b>				
Cash and Cash Equivalents -				
Cash - Operating	\$ 155,161.38	\$ -	\$ -	\$ 155,161.38
Cash - Bookkeeper's Account	25,225.68	-	-	25,225.68
Cash Equivalents	1,123,906.92	2,301,071.04	2,269,480.36	5,694,458.32
Receivables -				
Property Taxes	6,978.06	33,714.73	-	40,692.79
Service Accounts, net of allowance for doubtful accounts of \$ -	66,493.97	-	-	66,493.97
Prepaid Expense	2,164.77	-	-	2,164.77
Accounts Receivable - Other	50,023.59	-	-	50,023.59
Accrued Service Revenue	34,384.70	-	-	34,384.70
Interfund	51,059.52	-	-	51,059.52
<b>Total Assets</b>	<b>\$ 1,515,398.59</b>	<b>\$ 2,334,785.77</b>	<b>\$ 2,269,480.36</b>	<b>\$ 6,119,664.72</b>
<b>Liabilities</b>				
Accounts Payable	\$ 192,978.18	\$ -	\$ -	\$ 192,978.18
Accrued Expenditures	17,844.25	-	-	17,844.25
Impact Fees Payable	64,690.00	-	-	64,690.00
Customer Deposits	67,040.00	-	-	67,040.00
Builder Deposit	32,000.00	-	-	32,000.00
Due to TCEQ	949.87	-	-	949.87
Interfund	-	44,567.22	6,492.30	51,059.52
Payroll Taxes Payable	504.94	-	-	504.94
<b>Total Liabilities</b>	<b>376,007.24</b>	<b>44,567.22</b>	<b>6,492.30</b>	<b>427,066.76</b>
<b>Deferred Inflows of Resources</b>				
Deferred Revenue - Property Taxes	6,978.06	33,714.73	-	40,692.79
<b>Total Deferred Inflows of Resources</b>	<b>6,978.06</b>	<b>33,714.73</b>	<b>-</b>	<b>40,692.79</b>
<b>Fund Balance</b>				
Fund Balances:				
Restricted for				
Debt Service	-	2,256,503.82	-	2,256,503.82
Capital Projects	-	-	2,262,988.06	2,262,988.06
Unassigned	1,132,413.29	-	-	1,132,413.29
<b>Total Fund Balances</b>	<b>1,132,413.29</b>	<b>2,256,503.82</b>	<b>2,262,988.06</b>	<b>5,651,905.17</b>
<b>Total Liabilities, Deferred Inflows of Resources and Fund Balances</b>	<b>\$ 1,515,398.59</b>	<b>\$ 2,334,785.77</b>	<b>\$ 2,269,480.36</b>	<b>\$ 6,119,664.72</b>

See Accountants' Report.

**Reunion Ranch W.C.I.D.  
Statement of Revenues,  
Expenditures & Changes in Fund Balance-Governmental Funds  
October 1, 2020 - March 31, 2021**

	Governmental Funds			Governmental Funds Total
	General Fund	Debt Service Fund	Capital Projects Fund	
<b>Revenues:</b>				
Property Tax Revenue	\$ 338,148.47	\$ 1,633,936.98	\$ -	\$ 1,972,085.45
Service Accounts				
Water Revenue	281,784.38	-	-	281,784.38
Wastewater Revenue	151,872.69	-	-	151,872.69
Service Revenue Penalties	3,542.99	-	-	3,542.99
Tap Fee Income	19,000.00	-	-	19,000.00
Inspection Fee Income	15,200.00	-	-	15,200.00
Interest and Other Income	5,112.48	538.95	458.09	6,109.52
<b>Total Revenues</b>	<b>814,661.01</b>	<b>1,634,475.93</b>	<b>458.09</b>	<b>2,449,595.03</b>
<b>Expenditures:</b>				
Operating Expenses -				
Reservation Fee	12,687.48	-	-	12,687.48
Monthly Charges	69,219.48	-	-	69,219.48
Water Purchases	84,110.75	-	-	84,110.75
Operations & Management	46,081.40	-	-	46,081.40
Repairs & Maintenance	171,238.91	-	-	171,238.91
Inspections	16,814.19	-	-	16,814.19
Utilities	8,231.57	-	-	8,231.57
Landscape Maintenance	31,348.00	-	-	31,348.00
Pond Maintenance	5,341.50	-	-	5,341.50
Chemicals	10,271.36	-	-	10,271.36
Lab Fees	9,418.26	-	-	9,418.26
Sludge Hauling	43,114.08	-	-	43,114.08
Permit Fee	1,328.05	-	-	1,328.05
Administrative Services -				
Director Fees, including payroll tax	6,136.08	-	-	6,136.08
Insurance	14,903.08	-	-	14,903.08
Tax Appraisal/Collection Fees	1,149.20	5,554.46	-	6,703.66
Public Notice	738.00	-	-	738.00
Miscellaneous Expense	8,660.00	-	-	8,660.00
Professional Fees -				
Legal Fees	48,551.58	-	-	48,551.58
Bookkeeping Fees	12,750.00	-	-	12,750.00
Engineering Fees	21,650.59	-	-	21,650.59
Engineering Fees - Special	7,075.30	-	-	7,075.30
Audit Fees	12,000.00	-	-	12,000.00
Debt Service -				
Interest Expense	-	370,464.39	218,917.00	589,381.39
Fiscal Agent Fees	-	1,000.00	-	1,000.00
Bond Issuance Costs	-	-	511,155.00	511,155.00
Capital Outlay	-	-	4,459,341.00	4,459,341.00
<b>Total Expenditures</b>	<b>642,818.86</b>	<b>377,018.85</b>	<b>5,189,413.00</b>	<b>6,209,250.71</b>
<b>Excess/(Deficiency) of Revenues Over (Under) Expenditures</b>	<b>171,842.15</b>	<b>1,257,457.08</b>	<b>(5,188,954.91)</b>	<b>(3,759,655.68)</b>
<b>Other Financing Sources (Uses):</b>				
Bond Proceeds	-	-	7,050,000.00	7,050,000.00
Bond Premium	-	-	52,636.85	52,636.85
Bond Discount	-	-	(99,516.20)	(99,516.20)
<b>Total Other Financing Sources (Uses)</b>	<b>-</b>	<b>-</b>	<b>7,003,120.65</b>	<b>7,003,120.65</b>
<b>Excess/(Deficiency) of Revenues And Other Financing Sources Over (Under) Expenditures and Other Financing Uses</b>	<b>171,842.15</b>	<b>1,257,457.08</b>	<b>1,814,165.74</b>	<b>3,243,464.97</b>
<b>Fund Balance, October 1, 2020</b>	<b>960,571.14</b>	<b>999,046.74</b>	<b>448,822.32</b>	<b>2,408,440.20</b>
<b>Fund Balance, March 31, 2021</b>	<b>\$ 1,132,413.29</b>	<b>\$ 2,256,503.82</b>	<b>\$ 2,262,988.06</b>	<b>\$ 5,651,905.17</b>

See Accountants' Report.

## **Supplementary Information Index**

### **General Fund**

- Budgetary Comparison Schedule
- Revenues & Expenses: Actual + Budgeted
- Cash Account Reconciliations
- A/P Aging Summary
- Payroll Summary
- Adjustments Journal
- General Ledger

### **Debt Service Fund**

- Debt Service Schedule
- Adjustments Journal
- General Ledger

### **Capital Projects Fund**

- General Ledger

## **General Fund**

**Reunion Ranch W.C.I.D.  
Budgetary Comparison Schedule - General Fund  
March 31, 2021**

	CURRENT MONTH			YEAR TO DATE		
	Actual	Budget	Difference	Actual	Budget	Difference
<b>Revenues:</b>						
Property Tax Revenue	\$ 5,057.72	\$ -	\$ 5,057.72	\$ 338,148.47	\$ 273,193.00	\$ 64,955.47
Service Accounts						
Water Revenue	35,960.10	31,017.00	4,943.10	281,784.38	203,432.00	78,352.38
Wastewater Revenue	26,008.00	21,138.00	4,870.00	151,872.69	124,689.00	27,183.69
Service Revenue Penalties	50.00	522.00	(472.00)	3,542.99	3,282.00	260.99
Tap Fees	2,000.00	3,000.00	(1,000.00)	19,000.00	18,000.00	1,000.00
Inspection Fees	1,600.00	2,250.00	(650.00)	15,200.00	13,500.00	1,700.00
Interest and Other Income	1,057.31	950.00	107.31	5,112.48	5,700.00	(587.52)
<b>Total Revenues</b>	<b>71,733.13</b>	<b>58,877.00</b>	<b>12,856.13</b>	<b>814,661.01</b>	<b>641,796.00</b>	<b>172,865.01</b>
<b>Expenditures:</b>						
Operating Expenses -						
Reservation Fee	2,114.58	2,115.00	0.42	12,687.48	12,690.00	2.52
Monthly Charges	11,536.58	11,537.00	0.42	69,219.48	69,222.00	2.52
Water Purchases	11,430.69	8,031.00	(3,399.69)	84,110.75	60,714.00	(23,396.75)
Management and Operations	7,918.88	8,375.00	456.12	46,081.40	50,025.00	3,943.60
Repairs and Maintenance	47,326.91	16,000.00	(31,326.91)	171,238.91	96,000.00	(75,238.91)
Inspection Fees	3,026.82	1,950.00	(1,076.82)	16,814.19	11,700.00	(5,114.19)
Utilities	1,374.72	1,400.00	25.28	8,231.57	8,400.00	168.43
Landscape Maintenance	4,355.00	4,000.00	(355.00)	31,348.00	24,000.00	(7,348.00)
Pond Maintenance	880.00	1,000.00	120.00	5,341.50	6,000.00	658.50
Chemicals	3,458.77	1,750.00	(1,708.77)	10,271.36	10,500.00	228.64
Lab Fees	374.90	1,850.00	1,475.10	9,418.26	11,100.00	1,681.74
Sludge Hauling	1,426.00	4,000.00	2,574.00	43,114.08	24,000.00	(19,114.08)
Permit Fees	-	-	-	1,328.05	1,500.00	171.95
Administrative Services -						
Director Fees, incl payroll taxes	1,776.24	815.00	(961.24)	6,136.08	4,890.00	(1,246.08)
Director Reimbursement	-	65.00	65.00	-	390.00	390.00
Insurance	-	-	-	14,903.08	15,000.00	96.92
Tax Appraisal/Collector Fees	598.38	1,000.00	401.62	1,149.20	2,000.00	850.80
Public Notice	-	-	-	738.00	-	(738.00)
Miscellaneous	1,554.26	350.00	(1,204.26)	8,660.00	2,100.00	(6,560.00)
Professional Fees -						
Legal Fees	8,348.20	5,750.00	(2,598.20)	48,551.58	34,500.00	(14,051.58)
Accounting Fees	2,000.00	2,000.00	-	12,750.00	12,750.00	-
Engineering Fees - General	1,500.00	2,850.00	1,350.00	21,650.59	17,100.00	(4,550.59)
Engineering Fees - Special	1,780.30	2,000.00	219.70	7,075.30	12,000.00	4,924.70
Audit Fees	-	-	-	12,000.00	11,750.00	(250.00)
<b>Total Expenditures</b>	<b>112,781.23</b>	<b>76,838.00</b>	<b>(35,943.23)</b>	<b>642,818.86</b>	<b>498,331.00</b>	<b>(144,487.86)</b>
<b>Excess/(Deficiency) of Revenues Over/ (Under) Expenditures</b>	<b>\$ (41,048.10)</b>	<b>\$ (17,961.00)</b>	<b>\$ (23,087.10)</b>	<b>\$ 171,842.15</b>	<b>\$ 143,465.00</b>	<b>\$ 28,377.15</b>

See Accountants' Report

**Reunion Ranch W.C.I.D.  
Revenues and Expenditures - General Fund: Actuals + Budgeted  
Fiscal Year 2020-2021**

	PY 2020 Budget Approved 9/15/20	Actual Oct-20	Actual Nov-20	Actual Dec-20	Actual Jan-21	Actual Feb-21	Actual Mar-21	Budget Apr-21	Budget May-21	Budget Jun-21	Budget Jul-21	Budget Aug-21	Budget Sep-21	Projected Actual	Projected Variance
<b>Revenues:</b>															
<b>Property Tax Revenues</b>	\$ 273,193	\$ 47	\$ 1,866	\$ 222,373	\$ 69,286	\$ 38,810	\$ 5,058	\$ -	\$ -	\$ -	\$ -	\$ -	\$ -	\$ 338,148	\$ 64,955
<b>Service Accounts -</b>															
Water Service Fees	480,880	67,597	57,285	41,899	26,053	42,990	35,000	34,498	34,727	46,558	33,938	53,889	54,240	559,231	78,352
Sewer Service Fees	254,505	25,737	25,708	24,969	24,107	25,346	26,008	21,280	21,423	21,565	21,708	21,850	21,990	281,689	27,184
Service Account Penalties	7,253	1,005	887	914	637	50	50	558	581	681	752	757	762	7,614	281
Tap Fee Income	36,000	8,000	-	-	6,000	3,000	3,000	3,000	3,000	3,000	3,000	3,000	3,000	37,000	1,000
Inspection Fee Income	27,000	6,400	-	-	4,900	3,400	1,800	2,250	2,250	2,250	2,250	2,250	2,250	36,700	1,700
Interest Income	11,400	93	77	59	59	28	17	950	950	950	950	850	850	6,032	(5,368)
Miscellaneous Income	-	1,920	680	305	75	930	1,640	-	-	-	-	-	-	4,780	4,780
<b>Total Revenues</b>	<b>1,090,331</b>	<b>116,829</b>	<b>86,301</b>	<b>290,317</b>	<b>141,027</b>	<b>114,253</b>	<b>71,733</b>	<b>62,534</b>	<b>62,611</b>	<b>79,004</b>	<b>82,198</b>	<b>82,686</b>	<b>83,102</b>	<b>1,263,188</b>	<b>172,865</b>
<b>Expenditures:</b>															
<b>Operating Expenses -</b>															
CC&A Firm Water Reservation Fee	25,380	2,115	2,115	2,115	2,115	2,115	2,115	2,115	2,115	2,115	2,115	2,115	2,115	25,377	3
WTPUA Monthly Charge	138,444	11,537	11,537	11,537	11,537	11,537	11,537	11,537	11,537	11,537	11,537	11,537	11,537	138,441	3
Water Purchases	163,297	21,167	25,243	10,862	7,719	7,680	11,431	10,107	10,178	17,412	21,651	21,793	21,935	187,184	(23,907)
Management & Operations	100,590	7,552	7,500	7,581	7,645	7,516	7,819	8,396	8,405	8,430	8,435	8,480	8,443	85,646	3,944
Inspections	33,400	3,931	3,434	2,418	2,510	2,407	3,037	1,850	1,850	1,850	1,850	1,850	1,850	28,514	(5,141)
Utilities	16,800	1,351	1,333	1,490	1,415	1,378	1,375	1,400	1,400	1,400	1,400	1,400	1,400	16,632	168
Bacteriological Testing	22,200	187	6,076	830	974	976	375	1,850	1,850	1,850	1,850	1,850	1,850	20,518	1,682
Chemicals	21,000	830	-	-	4,686	1,897	3,459	1,750	1,750	1,750	1,750	1,750	1,750	20,271	228
Sludge Hauling	48,000	-	8,466	4,243	9,269	18,612	1,425	4,000	4,000	4,000	4,000	4,000	4,000	67,114	(19,114)
Permit Fee	1,500	830	708	-	-	-	-	-	-	-	-	-	-	1,328	172
<b>Repairs &amp; Maintenance -</b>															
Water System	26,000	7,463	208	3,230	188	1,101	234	3,800	3,000	3,000	3,000	3,000	3,000	31,510	4,480
Wastewater	123,000	73,943	3,475	2,383	2,331	9,498	46,682	11,009	11,000	11,000	11,000	11,000	11,000	208,503	(76,503)
Irrigation	24,000	(8)	871	4,638	2,631	1,814	411	3,600	2,000	2,000	2,000	2,000	2,000	27,227	(3,227)
Landscape Maintenance	48,000	11,871	4,686	4,038	3,735	3,465	4,255	4,800	4,000	4,000	4,000	4,000	4,000	55,348	(7,348)
Pond Maintenance	23,000	880	907	900	880	900	880	1,000	1,000	1,000	1,000	1,000	11,000	21,342	659
Capital Outlay	20,000	-	-	-	-	-	-	-	-	-	-	-	-	20,000	-
Subtotal-District Facilities	843,101	140,734	76,540	58,297	67,784	72,706	95,224	64,099	64,182	71,434	75,688	75,843	106,002	966,455	(123,354)
<b>Administrative Services -</b>															
Director Fees, Incl payroll tax	9,777	646	646	1,292	988	807	1,776	815	815	815	814	814	814	11,023	(1,246)
Director Reimbursements	780	-	-	-	-	-	-	65	65	65	65	65	65	390	310
Insurance	15,000	14,903	-	-	-	-	-	-	-	-	-	-	-	14,903	97
Tax Appraisal/Collector Fees	4,000	-	-	951	-	-	598	-	-	1,000	-	-	1,000	3,149	851
Public Notice	1,450	-	738	-	-	-	-	-	-	-	-	-	1,450	2,188	(738)
Miscellaneous	4,200	694	892	1,192	2,664	1,532	1,554	350	350	350	350	350	350	10,790	(6,590)
Subtotal-Admin. Services	35,207	16,203	2,277	3,065	3,833	2,340	3,828	1,230	1,230	2,230	2,230	2,679	3,238	42,413	(7,206)
<b>Professional Fees -</b>															
Legal Fees	69,000	8,084	9,184	7,990	8,350	8,594	8,548	5,750	5,750	5,750	5,750	5,750	5,750	83,052	(14,052)
Financial Advisor	429	-	-	-	-	-	-	-	-	-	-	-	-	429	-
Accounting Fees	24,750	2,000	2,000	2,000	2,750	2,000	2,000	3,000	3,000	3,000	3,000	2,900	2,900	24,750	-
Engineering Fees	34,200	2,861	5,693	2,360	4,816	4,520	1,500	2,850	2,850	2,850	2,850	2,850	7,650	38,751	(4,551)
Engineering Fees - Special	24,000	2,323	145	1,313	1,485	20	1,780	2,000	2,000	2,000	2,000	2,000	2,000	19,075	4,925
Audit Fees	11,750	-	-	-	12,000	-	-	-	-	-	-	-	-	12,000	(250)
Permit Renewal	-	-	-	-	-	-	-	-	-	-	-	-	-	-	-
Subtotal-Professional Fees	184,129	15,278	17,022	13,563	29,401	13,134	13,629	12,600	12,600	12,600	12,600	12,600	13,029	178,058	(13,927)
<b>Total Expenditures</b>	<b>1,042,437</b>	<b>172,215</b>	<b>95,840</b>	<b>72,865</b>	<b>100,938</b>	<b>88,180</b>	<b>112,741</b>	<b>77,929</b>	<b>78,012</b>	<b>86,264</b>	<b>89,517</b>	<b>91,124</b>	<b>121,260</b>	<b>1,188,829</b>	<b>(144,888)</b>
<b>Excess/(Deficiency) of Revenues over Expenditures</b>	<b>\$ 47,894</b>	<b>\$ (61,386)</b>	<b>\$ (9,539)</b>	<b>\$ 217,452</b>	<b>\$ 40,089</b>	<b>\$ 26,073</b>	<b>\$ (41,048)</b>	<b>\$ (15,395)</b>	<b>\$ (15,101)</b>	<b>\$ (11,260)</b>	<b>\$ (7,319)</b>	<b>\$ (8,428)</b>	<b>\$ (38,058)</b>	<b>\$ 76,271</b>	<b>\$ 28,277</b>

See Accountant's Report

**Reunion Ranch W.C.I.D.  
Cash Account Reconciliations  
March 31, 2021**

	<b>First Citizens Operating</b>	<b>First Citizens Bookkeeper's</b>	<b>Total</b>
<b>Beginning Bank Balance 3/1/2021</b>	\$ 174,788.77	\$ 90,489.83	\$ 265,278.60
<b>Cleared Transactions</b>			
Checks and Payments	(125,313.55)	(206,492.26)	(331,805.81)
Deposits and Credits	105,686.16	142,059.25	247,745.41
<b>Total Cleared Transactions</b>	<u>(19,627.39)</u>	<u>(64,433.01)</u>	<u>(84,060.40)</u>
<b>Ending Bank Balance 3/31/2021</b>	<u>155,161.38</u>	<u>26,056.82</u>	<u>181,218.20</u>
<b>Uncleared Transactions</b>			
Deposits in Transit	-	-	-
Outstanding Checks	-	(831.14)	(831.14)
<b>Total Uncleared Transactions</b>	<u>-</u>	<u>(831.14)</u>	<u>(831.14)</u>
<b>Register Balance as of 3/31/2021</b>	<u>\$ 155,161.38</u>	<u>\$ 25,225.68</u>	<u>\$ 180,387.06</u>

See Accountants' Report.

**Reunion Ranch W.C.I.D.**  
**A/P Aging**  
As of March 31, 2021

	<u>Current</u>	<u>1 - 30</u>	<u>31 - 60</u>	<u>61 - 90</u>	<u>&gt; 90</u>	<u>TOTAL</u>
<b>Aquatic Features Inc</b>	880.00	0.00	0.00	0.00	0.00	880.00
<b>Bott &amp; Douthitt, P.L.L.C.</b>	2,000.00	0.00	0.00	0.00	0.00	2,000.00
<b>Inframark LLC</b>	106,789.51	37,096.95	0.00	0.00	0.00	143,886.46
<b>Jones-Bell LLC dbaEnvironmental Solutions</b>	600.00	600.00	1,200.00	0.00	0.00	2,400.00
<b>LCRA</b>	3,039.72	0.00	0.00	0.00	0.00	3,039.72
<b>Murfee Engineering Company</b>	3,280.30	0.00	0.00	0.00	0.00	3,280.30
<b>Pedernales Electric Cooperative</b>	1,130.37	0.00	0.00	0.00	0.00	1,130.37
<b>Sommers Marketing + Public Relations</b>	1,616.00	0.00	0.00	0.00	0.00	1,616.00
<b>West Travis County PUA</b>	22,042.13	0.00	0.00	0.00	0.00	22,042.13
<b>Willatt &amp; Flickinger, P.L.L.C.</b>	8,348.20	0.00	0.00	0.00	0.00	8,348.20
<b>Zane Furr</b>	4,355.00	0.00	0.00	0.00	0.00	4,355.00
<b>TOTAL</b>	<b>154,081.23</b>	<b>37,696.95</b>	<b>1,200.00</b>	<b>0.00</b>	<b>0.00</b>	<b>192,978.18</b>

See Accountants' Report.



**Reunion Ranch W.C.I.D.  
Payroll Summary 20.0  
March 2021**

	Dennis Daniel	Nathan Neese	Ron Meyer	Theresa Purdy	Thomas J. Rogers	TOTAL
<b>Employee Wages, Taxes and Adjustments</b>						
<b>Gross Pay</b>						
Director Fees	450.00	150.00	300.00	450.00	300.00	1,650.00
Mileage	0.00	0.00	0.00	0.00	0.00	0.00
<b>Total Gross Pay</b>	450.00	150.00	300.00	450.00	300.00	1,650.00
<b>Adjusted Gross Pay</b>	450.00	150.00	300.00	450.00	300.00	1,650.00
<b>Taxes Withheld</b>						
Federal Withholding	0.00	0.00	0.00	0.00	0.00	0.00
Medicare Employee	-6.53	-2.18	-4.35	-6.53	-4.35	-23.94
Social Security Employee	-27.90	-9.30	-18.60	-27.90	-18.60	-102.30
Medicare Employee Addl Tax	0.00	0.00	0.00	0.00	0.00	0.00
<b>Total Taxes Withheld</b>	-34.43	-11.48	-22.95	-34.43	-22.95	-126.24
<b>Net Pay</b>	<b>415.57</b>	<b>138.52</b>	<b>277.05</b>	<b>415.57</b>	<b>277.05</b>	<b>1,523.76</b>
<b>Employer Taxes and Contributions</b>						
Medicare Company	6.53	2.18	4.35	6.53	4.35	23.94
Social Security Company	27.90	9.30	18.60	27.90	18.60	102.30
<b>Total Employer Taxes and Contributions</b>	<b>34.43</b>	<b>11.48</b>	<b>22.95</b>	<b>34.43</b>	<b>22.95</b>	<b>126.24</b>

See Accountants' Report.

**Reunion Ranch W.C.I.D.  
Adjustments Journal  
March 2021**

Date	Num	Memo	Account	Debit	Credit
03/31/2021	3.1	Record Tax Collections	1152 - Taxes Receivable		4,786.20
		Record Tax Collections	2704 - Deferred Revenue - Property Tax	4,786.20	
		Record Tax Collections	4300 - Property Tax Revenue		4,786.20
		Record Tax Collections	4350 - Penalties & Interest - Tax		271.52
		Record Tax Collections	1173 - Due From Debt Service Fund	5,057.72	
		Record Tax Collections	1152 - Taxes Receivable	714.80	
		Record Tax Collections	2704 - Deferred Revenue - Property Tax		714.80
				10,558.72	10,558.72
03/31/2021	3.2	Credit Bank Fees	6300 - Bank Charges		55.00
		Credit Bank Fees	1000 - First Citizens Bank - Operating	55.00	
				55.00	55.00
03/31/2021	3.3	Record Returned Item	1326 - Returned Checks	109.55	
		Record Returned Item	6300 - Bank Charges	1.00	
		Record Returned Item	1000 - First Citizens Bank - Operating		110.55
				110.55	110.55
03/05/2021	3.4	Record Bank Charge Refund	6300 - Bank Charges		226.74
		Record Bank Charge Refund	1105 - First Citizens - Bookkeeper's	226.74	
				226.74	226.74
03/31/2021	3.5	Record B&C Reports	1120 - Service Accounts Receivable	63,204.46	
		Record B&C Reports	4100 - Water Revenue	15.04	
		Record B&C Reports	4200 - Wastewater Revenues		2.34
		Record B&C Reports	2139 - TCEQ Liability	0.86	
		Record B&C Reports	4225 - Service Revenue Penalties		50.00
		Record B&C Reports	4100 - Water Revenue		35,585.25
		Record B&C Reports	4200 - Wastewater Revenues		26,014.50
		Record B&C Reports	2139 - TCEQ Liability		308.27
		Record B&C Reports	2161 - Customer Deposits		1,050.00
		Record B&C Reports	4100 - Water Revenue		210.00
		Record B&C Reports	4100 - Water Revenue		8.04
		Record B&C Reports	4200 - Wastewater Revenues	8.84	
		Record B&C Reports	2139 - TCEQ Liability		0.80
				63,229.20	63,229.20
03/31/2021	3.6	Record Refunded/Applied Deposits	1120 - Service Accounts Receivable	171.85	
		Record Refunded/Applied Deposits	4100 - Water Revenue		171.85
				171.85	171.85
03/31/2021	3.7	Record Admin Labor - 422 Delayne	1325 - A/R Other	15.00	
		Record Admin Labor - 422 Delayne	4560 - Miscellaneous Income		15.00
		Record Admin Labor - 422 Delayne	1325 - A/R Other	15.00	
		Record Admin Labor - 422 Delayne	4560 - Miscellaneous Income		15.00
		Record Admin Labor - 1061 Jacksdaw	1325 - A/R Other	15.00	
		Record Admin Labor - 1061 Jacksdaw	4560 - Miscellaneous Income		15.00
		Record Admin Labor - 1061 Jacksdaw	1325 - A/R Other	15.00	
		Record Admin Labor - 1061 Jacksdaw	4560 - Miscellaneous Income		15.00
		Record Admin Labor - 1215 Jacksdaw	1325 - A/R Other	15.00	
		Record Admin Labor - 1215 Jacksdaw	4560 - Miscellaneous Income		15.00
		Record Admin Labor - 1270 Jacksdaw	1325 - A/R Other	15.00	
		Record Admin Labor - 1270 Jacksdaw	4560 - Miscellaneous Income		15.00
				90.00	90.00
03/31/2021	3.8	Returned Check Added back to AR	1120 - Service Accounts Receivable	95.73	
		Returned Check Added back to AR	1326 - Returned Checks		95.73
		Returned Check Added back to AR	1120 - Service Accounts Receivable	109.55	
		Returned Check Added back to AR	1326 - Returned Checks		109.55
				205.28	205.28
03/31/2021	3.9	Reclass Insurance Claim - WO 2473651	6200 - Repairs & Maint - Sewer		101.07
		Reclass Insurance Claim - WO 2473651	1325 - A/R Other	101.07	
		Reclass Insurance Claim - WO 2473778	6122 - Repairs & Maint. - Water		25.00
		Reclass Insurance Claim - WO 2473778	1325 - A/R Other	25.00	
		Reclass Insurance Claim - WO 2473790	6200 - Repairs & Maint - Sewer		1,243.09
		Reclass Insurance Claim - WO 2473790	1325 - A/R Other	1,243.09	
		Reclass Insurance Claim - WO 2486966	6200 - Repairs & Maint - Sewer		43,318.07
		Reclass Insurance Claim - WO 2486966	1325 - A/R Other	43,318.07	
				44,687.23	44,687.23
TOTAL				119,334.57	119,334.57

See Accountants' Report.

**Reunion Ranch W.C.I.D.**  
**General Ledger**  
**As of March 31, 2021**

Type	Date	Num	Source Name	Memo	Amount	Balance
1000 · First Citizens Bank - Operating						174,788.77
Deposit	03/01/2021			Credit Cards	1,172.35	175,961.12
Deposit	03/01/2021			Credit Cards	260.44	176,221.56
Deposit	03/01/2021			UsScan	116.08	176,337.64
Deposit	03/01/2021			eChecks	97.79	176,435.43
Deposit	03/01/2021			eChecks	113.06	176,548.49
Deposit	03/01/2021			eChecks	143.21	176,691.70
Deposit	03/01/2021			eChecks	286.53	176,978.23
Deposit	03/01/2021			eChecks	334.92	177,313.15
Deposit	03/01/2021			Lockbox	109.90	177,423.05
Deposit	03/01/2021			Deposit	14,738.00	192,161.05
Deposit	03/02/2021			Credit Cards	221.60	192,382.65
Deposit	03/02/2021			eChecks	327.63	192,710.28
Deposit	03/02/2021			eChecks	202.51	192,912.79
Deposit	03/02/2021			Lockbox	2,440.79	195,353.58
Deposit	03/03/2021			Credit Cards	353.39	195,706.97
Deposit	03/03/2021			Deposit	180.00	195,886.97
Deposit	03/03/2021			Lockbox	610.74	196,497.71
Deposit	03/04/2021			Deposit	3,500.00	199,997.71
Deposit	03/04/2021			Credit Cards	403.30	200,401.01
Deposit	03/04/2021			Lockbox	224.00	200,625.01
Deposit	03/05/2021			Credit Cards	495.36	201,120.37
Deposit	03/05/2021			UsScan	106.28	201,226.65
Deposit	03/05/2021			eChecks	106.03	201,332.68
Deposit	03/05/2021			Lockbox	346.82	201,679.50
Deposit	03/06/2021			Credit Cards	404.28	202,083.78
Deposit	03/08/2021			Credit Cards	334.31	202,418.09
Deposit	03/08/2021			Lockbox	872.86	203,290.95
Deposit	03/09/2021			Credit Cards	99.24	203,390.19
Deposit	03/09/2021			UsScan	1,283.68	204,673.87
Deposit	03/09/2021			eChecks	312.96	204,986.83
Deposit	03/09/2021			eChecks	268.94	205,255.77
Deposit	03/09/2021			Lockbox	1,192.76	206,448.53
Deposit	03/10/2021			Credit Cards	282.51	206,731.04
Deposit	03/10/2021			Lockbox	791.79	207,522.83
Deposit	03/11/2021			Deposit	180.00	207,702.83
Deposit	03/11/2021			UsScan	614.43	208,317.26
Deposit	03/11/2021			Lockbox	232.16	208,549.42
Deposit	03/12/2021			Credit Cards	95.98	208,645.40
Deposit	03/12/2021			UsScan	382.44	209,027.84
Deposit	03/12/2021			Lockbox	709.73	209,737.57
Deposit	03/13/2021			Credit Cards	180.00	209,917.57
Deposit	03/13/2021			eChecks	110.55	210,028.12
Deposit	03/14/2021			Credit Cards	552.50	210,580.62
Deposit	03/14/2021			eChecks	116.83	210,697.45
Deposit	03/14/2021			eChecks	109.29	210,806.74
Deposit	03/15/2021			Credit Cards	135.22	210,941.96
Deposit	03/15/2021			UsScan	198.23	211,140.19
Deposit	03/15/2021			Lockbox	602.01	211,742.20
Deposit	03/16/2021			Credit Cards	118.29	211,860.49
Deposit	03/16/2021			UsScan	502.75	212,363.24
Deposit	03/16/2021			Lockbox	1,610.26	213,973.50
Transfer	03/16/2021			Funds Transfer	(125,000.00)	88,973.50
Deposit	03/17/2021			Credit Cards	479.64	89,453.14
Deposit	03/17/2021			Deposit	88.94	89,542.08
Deposit	03/17/2021			eChecks	205.02	89,747.10
Deposit	03/17/2021			Lockbox	962.36	90,709.46
Deposit	03/18/2021			Deposit	3,730.00	94,439.46
Deposit	03/18/2021			Credit Cards	106.03	94,545.49
Deposit	03/18/2021			UsScan	102.51	94,648.00
Deposit	03/18/2021			eChecks	95.98	94,743.98
Deposit	03/18/2021			Lockbox	222.61	94,966.59
Deposit	03/19/2021			Credit Cards	24.73	94,991.32
Deposit	03/19/2021			UsScan	205.27	95,196.59
Deposit	03/19/2021			eChecks	315.32	95,511.91
Deposit	03/19/2021			Lockbox	2,659.04	98,170.95
Deposit	03/20/2021			Credit Cards	391.34	98,562.29
Deposit	03/21/2021			Credit Cards	95.73	98,658.02
Deposit	03/21/2021			eChecks	109.29	98,767.31
Deposit	03/22/2021			UsScan	3,943.35	102,710.66
Deposit	03/22/2021			ACH	26,878.55	129,589.21
Deposit	03/22/2021			Lockbox	1,609.14	131,198.35
Deposit	03/23/2021			Credit Cards	7,376.87	138,575.22
Deposit	03/23/2021			Deposit	185.00	138,760.22
Deposit	03/23/2021			Lockbox	511.26	139,271.48
Deposit	03/24/2021			Deposit	65.00	139,336.48
Deposit	03/24/2021			Lockbox	106.03	139,442.51
Deposit	03/25/2021			UsScan	109.80	139,552.31
Deposit	03/25/2021			eChecks	149.49	139,701.80
Deposit	03/26/2021			Credit Cards	403.61	140,105.41
Deposit	03/26/2021			UsScan	127.48	140,232.89
Deposit	03/26/2021			Lockbox	150.00	140,382.89
Deposit	03/29/2021			UsScan	299.04	140,681.93
Deposit	03/29/2021			Deposit	14,738.00	155,419.93
General Journal	03/31/2021	3.2		Credit Bank Fees	55.00	155,474.93
General Journal	03/31/2021	3.3		Record Returned Item	(110.55)	155,364.38
Check	03/31/2021			Service Charge	(203.00)	155,161.38
Total 1000 · First Citizens Bank - Operating					(19,627.39)	155,161.38

See Accountants' Report.

**Reunion Ranch W.C.I.D.**

**General Ledger**

**As of March 31, 2021**

Type	Date	Num	Source Name	Memo	Amount	Balance
1105 - First Citizens - Bookkeeper's						26,684.24
Bill Pmt -Check	03/04/2021	1654		Inspection Fee Overpayment	(150.00)	26,534.24
General Journal	03/05/2021	3.4		Record Bank Charge Refund	226.74	26,760.98
Bill Pmt -Check	03/11/2021	1677	DSHS Central Lab	Lab Fees - February 2021	(106.96)	26,654.02
Bill Pmt -Check	03/11/2021	1678	Pedernales Electric Cooperative		(1,134.67)	25,519.35
Bill Pmt -Check	03/11/2021	1679			(171.85)	25,347.50
Paycheck	03/16/2021	1655	Dennis Daniel		(138.52)	25,208.98
Paycheck	03/16/2021	1656	Nathan Neese	VOID:	0.00	25,208.98
Paycheck	03/16/2021	1657	Ron Meyer		(138.52)	25,070.46
Paycheck	03/16/2021	1658	Theresa Purdy		(138.52)	24,931.94
Paycheck	03/16/2021	1659	Thomas J. Rogers		(138.52)	24,793.42
Paycheck	03/16/2021	1660	Dennis Daniel		(138.53)	24,654.89
Paycheck	03/16/2021	1661	Nathan Neese		(138.53)	24,516.37
Paycheck	03/16/2021	1662	Ron Meyer		(138.53)	24,377.84
Paycheck	03/16/2021	1663	Theresa Purdy		(138.53)	24,239.31
Paycheck	03/16/2021	1664	Thomas J. Rogers		(138.53)	24,100.78
Paycheck	03/16/2021	1665	Dennis Daniel		(138.52)	23,962.26
Paycheck	03/16/2021	1666	Theresa Purdy		(138.52)	23,823.74
Bill Pmt -Check	03/16/2021	1667	Aquatic Features Inc	Pond Maintenance - February 2021	(900.00)	22,923.74
Bill Pmt -Check	03/16/2021	1668	Bott & Douthitt, P.L.L.C.	Accounting Fees - February 2021	(2,000.00)	20,923.74
Bill Pmt -Check	03/16/2021	1669	Hays Central Appraisal District	Appraisal Fees - 2021 2nd Quarter	(3,490.57)	17,433.17
Bill Pmt -Check	03/16/2021	1670	Inframark LLC	Maintenance - January 2021	(33,001.39)	(15,568.22)
Bill Pmt -Check	03/16/2021	1671	LCRA	Raw Water/Monthly Fee - February 2021	(2,993.11)	(18,561.33)
Bill Pmt -Check	03/16/2021	1672	Pios Wastewater and Plumbing Services	Replace Decoder at Effluent Spray System - March 2021	(1,130.00)	(19,691.33)
Bill Pmt -Check	03/16/2021	1673	Sommers Marketing + Public Relations	Website - February 2021	(1,200.00)	(20,891.33)
Bill Pmt -Check	03/16/2021	1674	West Travis County PUA	Monthly Charge/Purchased Water - February 2021	(18,347.78)	(39,239.11)
Bill Pmt -Check	03/16/2021	1675	Willatt & Flickinger, P.L.L.C.	Legal Fees - February 2021	(6,594.28)	(45,833.39)
Bill Pmt -Check	03/16/2021	1676	Zane Furr	Landscape Maintenance - February 2021	(3,465.00)	(49,298.39)
Bill Pmt -Check	03/16/2021	1680	Inframark LLC	Operations - February 2021	(7,456.09)	(56,754.48)
Bill Pmt -Check	03/16/2021	1681	Murfee Engineering Company		(4,540.00)	(61,294.48)
Bill Pmt -Check	03/16/2021	1682	WTCPUA	Impact Fees - February 2021	(55,052.00)	(116,346.48)
Transfer	03/16/2021			Funds Transfer	141,832.51	25,486.03
Bill Pmt -Check	03/18/2021	1683	AT&T	Telephone - March 2021	(159.83)	25,326.20
Bill Pmt -Check	03/25/2021	1684	AT&T	Internet - March 2021	(84.52)	25,241.68
Check	03/31/2021			Service Charge	(16.00)	25,225.68
<b>Total 1105 - First Citizens - Bookkeeper's</b>					<b>(1,458.56)</b>	<b>25,225.68</b>
1107 - Texpool Operating Account						1,068,533.70
Transfer	03/16/2021			Funds Transfer	125,000.00	1,193,533.70
Transfer	03/16/2021			Funds Transfer	(141,832.51)	1,051,701.19
Transfer	03/16/2021			Funds Transfer	72,188.42	1,123,889.61
Deposit	03/31/2021			Interest	17.31	1,123,906.92
<b>Total 1107 - Texpool Operating Account</b>					<b>55,373.22</b>	<b>1,123,906.92</b>
1120 - Service Accounts Receivable						71,868.27
Deposit	03/01/2021			Credit Cards	(1,172.35)	70,695.92
Deposit	03/01/2021			Credit Cards	(260.44)	70,435.48
Deposit	03/01/2021			Usan	(116.08)	70,319.40
Deposit	03/01/2021			eChecks	(97.79)	70,221.61
Deposit	03/01/2021			eChecks	(113.06)	70,108.55
Deposit	03/01/2021			eChecks	(143.21)	69,965.34
Deposit	03/01/2021			eChecks	(286.53)	69,678.81
Deposit	03/01/2021			eChecks	(334.92)	69,343.89
Deposit	03/01/2021			Lockbox	(109.90)	69,233.99
Deposit	03/02/2021			Credit Cards	(221.60)	69,012.39
Deposit	03/02/2021			eChecks	(327.63)	68,684.76
Deposit	03/02/2021			eChecks	(202.51)	68,482.25
Deposit	03/02/2021			Lockbox	(2,440.79)	66,041.46
Deposit	03/03/2021			Credit Cards	(353.39)	65,688.07
Deposit	03/03/2021			Deposit	(180.00)	65,508.07
Deposit	03/03/2021			Lockbox	(610.74)	64,897.33
Deposit	03/04/2021			Credit Cards	(403.30)	64,494.03
Deposit	03/04/2021			Lockbox	(224.00)	64,270.03
Deposit	03/05/2021			Credit Cards	(495.36)	63,774.67
Deposit	03/05/2021			Usan	(106.28)	63,668.39
Deposit	03/05/2021			eChecks	(106.03)	63,562.36
Deposit	03/05/2021			Lockbox	(346.82)	63,215.54
Deposit	03/06/2021			Credit Cards	(404.28)	62,811.26
Deposit	03/08/2021			Credit Cards	(334.31)	62,476.95
Deposit	03/08/2021			Lockbox	(872.86)	61,604.09
Deposit	03/09/2021			Credit Cards	(99.24)	61,504.85
Deposit	03/09/2021			Usan	(1,283.68)	60,221.17
Deposit	03/09/2021			eChecks	(312.96)	59,908.21
Deposit	03/09/2021			eChecks	(268.94)	59,639.27
Deposit	03/09/2021			Lockbox	(1,192.76)	58,446.51
Deposit	03/10/2021			Credit Cards	(282.51)	58,164.00
Deposit	03/10/2021			Lockbox	(791.79)	57,372.21
Deposit	03/11/2021			Deposit	(180.00)	57,192.21
Deposit	03/11/2021			Usan	(614.43)	56,577.78
Deposit	03/11/2021			Lockbox	(232.16)	56,345.62
Deposit	03/12/2021			Credit Cards	(95.98)	56,249.64
Deposit	03/12/2021			Usan	(382.44)	55,867.20
Deposit	03/12/2021			Lockbox	(709.73)	55,157.47
Deposit	03/13/2021			Credit Cards	(180.00)	54,977.47
Deposit	03/13/2021			eChecks	(110.55)	54,866.92
Deposit	03/14/2021			Credit Cards	(552.50)	54,314.42
Deposit	03/14/2021			eChecks	(116.83)	54,197.59
Deposit	03/14/2021			eChecks	(109.29)	54,088.30
Deposit	03/15/2021			Credit Cards	(135.22)	53,953.08
Deposit	03/15/2021			Usan	(198.23)	53,754.85
Deposit	03/15/2021			Lockbox	(602.01)	53,152.84
Deposit	03/16/2021			Credit Cards	(118.29)	53,034.55
Deposit	03/16/2021			Usan	(502.75)	52,531.80
Deposit	03/16/2021			Lockbox	(1,610.26)	50,921.54
Deposit	03/17/2021			Credit Cards	(479.64)	50,441.90
Deposit	03/17/2021			Deposit	(88.94)	50,352.96
Deposit	03/17/2021			eChecks	(205.02)	50,147.94
Deposit	03/17/2021			Lockbox	(962.36)	49,185.58
Deposit	03/18/2021			Credit Cards	(106.03)	49,079.55
Deposit	03/18/2021			Usan	(102.51)	48,977.04
Deposit	03/18/2021			eChecks	(95.98)	48,881.06
Deposit	03/18/2021			Lockbox	(222.61)	48,658.45
Deposit	03/19/2021			Credit Cards	(24.73)	48,633.72
Deposit	03/19/2021			Usan	(205.27)	48,428.45

See Accountants' Report.

**Reunion Ranch W.C.I.D.  
General Ledger  
As of March 31, 2021**

Type	Date	Num	Source Name	Memo	Amount	Balance
Deposit	03/19/2021			eChecks	(315.32)	48,113.13
Deposit	03/19/2021			Lockbox	(2,659.04)	45,454.09
Deposit	03/20/2021			Credit Cards	(391.34)	45,062.75
Deposit	03/21/2021			Credit Cards	(95.73)	44,967.02
Deposit	03/21/2021			eChecks	(109.29)	44,857.73
Deposit	03/22/2021			Usdan	(3,943.35)	40,914.38
Deposit	03/22/2021			ACH	(26,878.55)	14,035.83
Deposit	03/22/2021			Lockbox	(1,609.14)	12,426.69
Deposit	03/23/2021			Credit Cards	(7,376.87)	5,049.82
Deposit	03/23/2021			Deposit	(185.00)	4,864.82
Deposit	03/23/2021			Lockbox	(511.26)	4,353.56
Deposit	03/24/2021			Lockbox	(106.03)	4,247.53
Deposit	03/25/2021			Usdan	(109.80)	4,137.73
Deposit	03/25/2021			eChecks	(149.49)	3,988.24
Deposit	03/26/2021			Credit Cards	(403.61)	3,584.63
Deposit	03/26/2021			Usdan	(127.48)	3,457.15
Deposit	03/26/2021			Lockbox	(150.00)	3,307.15
Deposit	03/29/2021			Usdan	(299.04)	3,008.11
General Journal	03/31/2021	3.5		Record B&C Reports	63,204.46	66,212.57
General Journal	03/31/2021	3.6		Record Refunded/Applied Deposits	171.85	66,384.42
General Journal	03/31/2021	3.8		Returned Check Added back to AR	95.73	66,480.15
General Journal	03/31/2021	3.8		Returned Check Added back to AR	109.55	66,589.70
Total 1120 - Service Accounts Receivable					(5,278.57)	66,589.70
1152 - Taxes Receivable						11,049.46
General Journal	03/31/2021	3.1		Record Tax Collections	(4,786.20)	6,263.26
General Journal	03/31/2021	3.1		Record Tax Collections	714.80	6,978.06
Total 1152 - Taxes Receivable					(4,071.40)	6,978.06
1301 - Prepaid Insurance						2,164.77
Total 1301 - Prepaid Insurance						2,164.77
1325 - A/R Other						5,141.36
Deposit	03/18/2021	65930		245 Jacksdaw - SO 2456213	(65.00)	5,076.36
Deposit	03/18/2021	65929		245 Jacksdaw - SO 2425483	(65.00)	5,011.36
Deposit	03/24/2021	66092		1356 Jacksdaw - SO 2447058	(65.00)	4,946.36
Bill	03/31/2021	1132710	Inframark LLC	Maintenance - 422 Delayne - SO 2443750 - March 2021	50.00	4,996.36
Bill	03/31/2021	1132710	Inframark LLC	Maintenance - 422 Delayne - SO 2443751 - March 2021	50.00	5,046.36
Bill	03/31/2021	1132710	Inframark LLC	Maintenance - 1215 Jacksdaw - SO 2485920 - March 2021	50.00	5,096.36
Bill	03/31/2021	1132710	Inframark LLC	Maintenance - 1270 Jacksdaw - SO 2497467 - March 2021	50.00	5,146.36
Bill	03/31/2021	1132710	Inframark LLC	Maintenance - 1061 Jacksdaw - SO 2511231 - March 2021	50.00	5,196.36
Bill	03/31/2021	1132710	Inframark LLC	Maintenance - 1061 Jacksdaw - SO 2511233 - March 2021	50.00	5,246.36
General Journal	03/31/2021	3.7		Record Admin Labor - 422 Delayne	15.00	5,261.36
General Journal	03/31/2021	3.7		Record Admin Labor - 422 Delayne	15.00	5,276.36
General Journal	03/31/2021	3.7		Record Admin Labor - 1061 Jacksdaw	15.00	5,291.36
General Journal	03/31/2021	3.7		Record Admin Labor - 1061 Jacksdaw	15.00	5,306.36
General Journal	03/31/2021	3.7		Record Admin Labor - 1215 Jacksdaw	15.00	5,321.36
General Journal	03/31/2021	3.7		Record Admin Labor - 1270 Jacksdaw	15.00	5,336.36
General Journal	03/31/2021	3.9		Reclass Insurance Claim - WO 2473651	101.07	5,437.43
General Journal	03/31/2021	3.9		Reclass Insurance Claim - WO 2473778	25.00	5,462.43
General Journal	03/31/2021	3.9		Reclass Insurance Claim - WO 2473790	1,243.09	6,705.52
General Journal	03/31/2021	3.9		Reclass Insurance Claim - WO 2486966	43,318.07	50,023.59
Total 1325 - A/R Other					44,882.23	50,023.59
1326 - Returned Checks						0.00
General Journal	03/31/2021	3.3		Record Returned Item	109.55	109.55
General Journal	03/31/2021	3.8		Returned Check Added back to AR	(95.73)	13.82
General Journal	03/31/2021	3.8		Returned Check Added back to AR	(109.55)	(95.73)
Total 1326 - Returned Checks					(95.73)	(95.73)
1420 - Accrued Service Revenue						34,384.70
Total 1420 - Accrued Service Revenue						34,384.70
1173 - Due From Debt Service Fund						108,805.73
Bill	03/01/2021	RRW 03/21	Hays Central Appraisal District	Appraisal Fees - 2021 2nd Quarter	2,892.19	111,697.92
Transfer	03/16/2021			Funds Transfer	(72,188.42)	39,509.50
General Journal	03/31/2021	3.1		Record Tax Collections	5,057.72	44,567.22
Total 1173 - Due From Debt Service Fund					(64,238.51)	44,567.22
1174 - Due from Capital Projects						6,492.30
Total 1174 - Due from Capital Projects						6,492.30
2000 - Accounts Payable						(120,808.08)
Bill	03/01/2021			Inspection Fee Overpayment	(150.00)	(120,958.08)
Bill	03/01/2021	RRW 03/21	Hays Central Appraisal District	Appraisal Fees - 2021 2nd Quarter	(3,490.57)	(124,448.65)
Bill	03/03/2021	21-001	Pios Wastewater and Plumbing Services	Replace Decoder at Effluent Spray System - March 2021	(1,130.00)	(125,578.65)
Bill	03/03/2021	512-288-56...	AT&T	Telephone - March 2021	(159.83)	(125,738.48)
Bill Pmt - Check	03/04/2021	1654		Inspection Fee Overpayment	150.00	(125,588.48)
Bill Pmt - Check	03/11/2021	1677	DSHS Central Lab	Lab Fees - February 2021	106.96	(125,481.52)
Bill Pmt - Check	03/11/2021	1678	Padernal Electric Cooperative		1,134.67	(124,346.85)
Bill Pmt - Check	03/11/2021	1679			171.85	(124,175.00)
Bill	03/12/2021	144878477...	AT&T	Internet - March 2021	(84.52)	(124,259.52)
Bill Pmt - Check	03/16/2021	1667	Aquatic Features Inc	Pond Maintenance - February 2021	900.00	(123,359.52)
Bill Pmt - Check	03/16/2021	1668	Bott & Douthitt, P.L.L.C.	Accounting Fees - February 2021	2,000.00	(121,359.52)
Bill Pmt - Check	03/16/2021	1669	Hays Central Appraisal District	Appraisal Fees - 2021 2nd Quarter	3,490.57	(117,868.95)
Bill Pmt - Check	03/16/2021	1670	Inframark LLC	Maintenance - January 2021	33,001.39	(84,867.56)
Bill Pmt - Check	03/16/2021	1671	LCRA	Raw Water/Monthly Fee - February 2021	2,993.11	(81,874.45)
Bill Pmt - Check	03/16/2021	1672	Pios Wastewater and Plumbing Services	Replace Decoder at Effluent Spray System - March 2021	1,130.00	(80,744.45)
Bill Pmt - Check	03/16/2021	1673	Sommers Marketing + Public Relations	Website - February 2021	1,200.00	(79,544.45)
Bill Pmt - Check	03/16/2021	1674	West Travis County PUA	Monthly Charge/Purchased Water - February 2021	18,347.78	(61,196.67)
Bill Pmt - Check	03/16/2021	1675	Willatt & Flickinger, P.L.L.C.	Legal Fees - February 2021	6,594.28	(54,602.39)
Bill Pmt - Check	03/16/2021	1676	Zane Furr	Landscape Maintenance - February 2021	3,465.00	(51,137.39)
Bill	03/16/2021		WTCPUA	Impact Fees - February 2021	(55,052.00)	(106,189.39)
Bill Pmt - Check	03/16/2021	1680	Inframark LLC	Operations - February 2021	7,456.09	(98,733.30)
Bill Pmt - Check	03/16/2021	1681	Murfee Engineering Company		4,540.00	(94,193.30)
Bill Pmt - Check	03/16/2021	1682	WTCPUA	Impact Fees - February 2021	55,052.00	(39,141.30)
Bill Pmt - Check	03/18/2021	1683	AT&T	Telephone - March 2021	159.83	(38,981.47)
Bill Pmt - Check	03/25/2021	1684	AT&T	Internet - March 2021	84.52	(38,896.95)
Bill	03/31/2021	10205	Bott & Douthitt, P.L.L.C.	Accounting Fees - March 2021	(2,000.00)	(40,896.95)
Bill	03/31/2021	12312	Jones-Bell LLC dbaEnvironmental Solutions	Rent Odor Control Unit - March 2021	(600.00)	(41,496.95)
Bill	03/31/2021	1132710	Inframark LLC	Maintenance - March 2021	(99,169.85)	(140,666.80)
Bill	03/31/2021	44252	Murfee Engineering Company	District Engineering - March 2021	(1,500.00)	(142,166.80)
Bill	03/31/2021	44253	Murfee Engineering Company	Conversion for RR WCID - March 2021	(1,780.30)	(143,947.10)

See Accountants' Report.

**Reunion Ranch W.C.I.D.**  
**General Ledger**  
**As of March 31, 2021**

Type	Date	Num	Source Name	Memo	Amount	Balance
Bill	03/31/2021	ZF2021-RR-...	Zane Furr	Landscape Maintenance - March 2021	(4,355.00)	(148,302.10)
Bill	03/31/2021	033121	Willatt & Flickinger, P.L.L.C.	Legal Fees - March 2021	(8,348.20)	(156,650.30)
Bill	03/31/2021	202104343	Aquatic Features Inc	Pond Maintenance - March 2021	(880.00)	(157,530.30)
Bill	03/31/2021	00540849 ...	LCRA	Raw Water/Monthly Fee - March 2021	(3,039.72)	(160,570.02)
Bill	03/31/2021	7279	Sommers Marketing + Public Relations	Website - March 2021	(1,616.00)	(162,186.02)
Bill	03/31/2021	290523-00...	West Travis County PUA	Monthly Charge/Purchased Water - March 2021	(22,042.13)	(184,228.15)
Bill	03/31/2021	300131342...	Pedernales Electric Cooperative	111 Margaret Circle - March 2021	(24.72)	(184,252.87)
Bill	03/31/2021	300131342...	Pedernales Electric Cooperative	Reunion Ranch & FM 1826 - March 2021	(899.36)	(185,152.23)
Bill	03/31/2021	300131343...	Pedernales Electric Cooperative	591 Katie - March 2021	(22.50)	(185,174.73)
Bill	03/31/2021	300131343...	Pedernales Electric Cooperative	374 Katie Dr - March 2021	(183.79)	(185,358.52)
Bill	03/31/2021	62457	Inframark LLC	Operations - March 2021	(7,619.66)	(192,978.18)
<b>Total 2000 - Accounts Payable</b>					<b>(72,170.10)</b>	<b>(192,978.18)</b>
<b>2120 - Impact Fees Payable</b>						<b>(93,866.00)</b>
Deposit	03/01/2021	64987		148 Jacksdaw	(12,938.00)	(106,804.00)
Bill	03/16/2021		WTCPUA	Impact Fees - February 2021	55,052.00	(51,752.00)
Deposit	03/29/2021	42002		362 Delayne	(12,938.00)	(64,690.00)
<b>Total 2120 - Impact Fees Payable</b>					<b>29,176.00</b>	<b>(64,690.00)</b>
<b>2100 - Accrued Expenses</b>						<b>(17,844.25)</b>
<b>Total 2100 - Accrued Expenses</b>						<b>(17,844.25)</b>
<b>2139 - TCEQ Liability</b>						<b>(641.66)</b>
General Journal	03/31/2021	3.5		Record B&C Reports	0.86	(640.80)
General Journal	03/31/2021	3.5		Record B&C Reports	(308.27)	(949.07)
General Journal	03/31/2021	3.5		Record B&C Reports	(0.80)	(949.87)
<b>Total 2139 - TCEQ Liability</b>					<b>(308.21)</b>	<b>(949.87)</b>
<b>2161 - Customer Deposits</b>						<b>(65,990.00)</b>
General Journal	03/31/2021	3.5		Record B&C Reports	(1,050.00)	(67,040.00)
<b>Total 2161 - Customer Deposits</b>					<b>(1,050.00)</b>	<b>(67,040.00)</b>
<b>2162 - Builder Deposit</b>						<b>(26,000.00)</b>
Deposit	03/04/2021	2508			(1,500.00)	(27,500.00)
Deposit	03/04/2021	7031			(1,500.00)	(29,000.00)
Deposit	03/18/2021	396			(1,500.00)	(30,500.00)
Deposit	03/18/2021	497			(1,500.00)	(32,000.00)
<b>Total 2162 - Builder Deposit</b>					<b>(6,000.00)</b>	<b>(32,000.00)</b>
<b>2400 - Payroll Liabilities</b>						<b>(252.46)</b>
Paycheck	03/16/2021	1655	Dennis Daniel		0.00	(252.46)
Paycheck	03/16/2021	1655	Dennis Daniel		0.00	(252.46)
Paycheck	03/16/2021	1655	Dennis Daniel		(9.30)	(261.76)
Paycheck	03/16/2021	1655	Dennis Daniel		(9.30)	(271.06)
Paycheck	03/16/2021	1655	Dennis Daniel		(2.18)	(273.24)
Paycheck	03/16/2021	1655	Dennis Daniel		(2.18)	(275.42)
Paycheck	03/16/2021	1656	Nathan Neese	VOID:	0.00	(275.42)
Paycheck	03/16/2021	1656	Nathan Neese	VOID:	0.00	(275.42)
Paycheck	03/16/2021	1656	Nathan Neese	VOID:	0.00	(275.42)
Paycheck	03/16/2021	1656	Nathan Neese	VOID:	0.00	(275.42)
Paycheck	03/16/2021	1656	Nathan Neese	VOID:	0.00	(275.42)
Paycheck	03/16/2021	1656	Nathan Neese	VOID:	0.00	(275.42)
Paycheck	03/16/2021	1657	Ron Meyer		0.00	(275.42)
Paycheck	03/16/2021	1657	Ron Meyer		0.00	(275.42)
Paycheck	03/16/2021	1657	Ron Meyer		(9.30)	(284.72)
Paycheck	03/16/2021	1657	Ron Meyer		(9.30)	(294.02)
Paycheck	03/16/2021	1657	Ron Meyer		(2.18)	(296.20)
Paycheck	03/16/2021	1657	Ron Meyer		(2.18)	(298.38)
Paycheck	03/16/2021	1658	Theresa Purdy		0.00	(298.38)
Paycheck	03/16/2021	1658	Theresa Purdy		0.00	(298.38)
Paycheck	03/16/2021	1658	Theresa Purdy		(9.30)	(307.68)
Paycheck	03/16/2021	1658	Theresa Purdy		(9.30)	(316.98)
Paycheck	03/16/2021	1658	Theresa Purdy		(2.18)	(319.16)
Paycheck	03/16/2021	1658	Theresa Purdy		(2.18)	(321.34)
Paycheck	03/16/2021	1659	Thomas J. Rogers		0.00	(321.34)
Paycheck	03/16/2021	1659	Thomas J. Rogers		0.00	(321.34)
Paycheck	03/16/2021	1659	Thomas J. Rogers		(9.30)	(330.64)
Paycheck	03/16/2021	1659	Thomas J. Rogers		(9.30)	(339.94)
Paycheck	03/16/2021	1659	Thomas J. Rogers		(2.18)	(342.12)
Paycheck	03/16/2021	1659	Thomas J. Rogers		(2.18)	(344.30)
Paycheck	03/16/2021	1660	Dennis Daniel		0.00	(344.30)
Paycheck	03/16/2021	1660	Dennis Daniel		0.00	(344.30)
Paycheck	03/16/2021	1660	Dennis Daniel		(9.30)	(353.60)
Paycheck	03/16/2021	1660	Dennis Daniel		(9.30)	(362.90)
Paycheck	03/16/2021	1660	Dennis Daniel		(2.17)	(365.07)
Paycheck	03/16/2021	1660	Dennis Daniel		(2.17)	(367.24)
Paycheck	03/16/2021	1661	Nathan Neese		0.00	(367.24)
Paycheck	03/16/2021	1661	Nathan Neese		0.00	(367.24)
Paycheck	03/16/2021	1661	Nathan Neese		(9.30)	(376.54)
Paycheck	03/16/2021	1661	Nathan Neese		(9.30)	(385.84)
Paycheck	03/16/2021	1661	Nathan Neese		(2.18)	(388.02)
Paycheck	03/16/2021	1661	Nathan Neese		(2.18)	(390.20)
Paycheck	03/16/2021	1662	Ron Meyer		0.00	(390.20)
Paycheck	03/16/2021	1662	Ron Meyer		0.00	(390.20)
Paycheck	03/16/2021	1662	Ron Meyer		(9.30)	(399.50)
Paycheck	03/16/2021	1662	Ron Meyer		(9.30)	(408.80)
Paycheck	03/16/2021	1662	Ron Meyer		(2.17)	(410.97)
Paycheck	03/16/2021	1662	Ron Meyer		(2.17)	(413.14)
Paycheck	03/16/2021	1663	Theresa Purdy		0.00	(413.14)
Paycheck	03/16/2021	1663	Theresa Purdy		0.00	(413.14)
Paycheck	03/16/2021	1663	Theresa Purdy		(9.30)	(422.44)
Paycheck	03/16/2021	1663	Theresa Purdy		(9.30)	(431.74)
Paycheck	03/16/2021	1663	Theresa Purdy		(2.17)	(433.91)
Paycheck	03/16/2021	1663	Theresa Purdy		(2.17)	(436.08)
Paycheck	03/16/2021	1664	Thomas J. Rogers		0.00	(436.08)
Paycheck	03/16/2021	1664	Thomas J. Rogers		0.00	(436.08)
Paycheck	03/16/2021	1664	Thomas J. Rogers		(9.30)	(445.38)
Paycheck	03/16/2021	1664	Thomas J. Rogers		(9.30)	(454.68)
Paycheck	03/16/2021	1664	Thomas J. Rogers		(2.17)	(456.85)
Paycheck	03/16/2021	1664	Thomas J. Rogers		(2.17)	(459.02)
Paycheck	03/16/2021	1665	Dennis Daniel		0.00	(459.02)
Paycheck	03/16/2021	1665	Dennis Daniel		0.00	(459.02)

See Accountants' Report.

**Reunion Ranch W.C.I.D.  
General Ledger  
As of March 31, 2021**

Type	Date	Num	Source Name	Memo	Amount	Balance
Paycheck	03/16/2021	1665	Dennis Daniel		(9.30)	(468.32)
Paycheck	03/16/2021	1665	Dennis Daniel		(9.30)	(477.62)
Paycheck	03/16/2021	1665	Dennis Daniel		(2.18)	(479.80)
Paycheck	03/16/2021	1665	Dennis Daniel		(2.18)	(481.98)
Paycheck	03/16/2021	1666	Theresa Purdy		0.00	(481.98)
Paycheck	03/16/2021	1666	Theresa Purdy		0.00	(481.98)
Paycheck	03/16/2021	1666	Theresa Purdy		(9.30)	(491.28)
Paycheck	03/16/2021	1666	Theresa Purdy		(9.30)	(500.58)
Paycheck	03/16/2021	1666	Theresa Purdy		(2.18)	(502.76)
Paycheck	03/16/2021	1666	Theresa Purdy		(2.18)	(504.94)
Total 2400 - Payroll Liabilities					(252.48)	(504.94)
2704 - Deferred Revenue - Property Tax						(11,049.46)
General Journal	03/31/2021	3.1		Record Tax Collections	4,786.20	(6,263.26)
General Journal	03/31/2021	3.1		Record Tax Collections	(714.80)	(6,978.06)
Total 2704 - Deferred Revenue - Property Tax					4,071.40	(6,978.06)
3200 - Retained Earnings						(960,571.14)
Total 3200 - Retained Earnings						(960,571.14)
Property Taxes including P&I						(333,090.75)
4300 - Property Tax Revenue						(332,877.60)
General Journal	03/31/2021	3.1		Record Tax Collections	(4,786.20)	(337,663.80)
Total 4300 - Property Tax Revenue					(4,786.20)	(337,663.80)
4350 - Penalties & Interest - Tax						(213.15)
General Journal	03/31/2021	3.1		Record Tax Collections	(271.52)	(484.67)
Total 4350 - Penalties & Interest - Tax					(271.52)	(484.67)
Total Property Taxes including P&I					(5,057.72)	(338,148.47)
Service Revenue						(375,181.96)
4100 - Water Revenue						(245,824.28)
General Journal	03/31/2021	3.5		Record B&C Reports	15.04	(245,809.24)
General Journal	03/31/2021	3.5		Record B&C Reports	(35,585.25)	(281,394.49)
General Journal	03/31/2021	3.5		Record B&C Reports	(210.00)	(281,604.49)
General Journal	03/31/2021	3.5		Record B&C Reports	(8.04)	(281,612.53)
General Journal	03/31/2021	3.6		Record Refunded/Applied Deposits	(171.85)	(281,784.38)
Total 4100 - Water Revenue					(35,960.10)	(281,784.38)
4200 - Wastewater Revenues						(125,864.69)
General Journal	03/31/2021	3.5		Record B&C Reports	(2.34)	(125,867.03)
General Journal	03/31/2021	3.5		Record B&C Reports	(26,014.50)	(151,881.53)
General Journal	03/31/2021	3.5		Record B&C Reports	8.84	(151,872.69)
Total 4200 - Wastewater Revenues					(26,008.00)	(151,872.69)
4225 - Service Revenue Penalties						(3,492.99)
General Journal	03/31/2021	3.5		Record B&C Reports	(50.00)	(3,542.99)
Total 4225 - Service Revenue Penalties					(50.00)	(3,542.99)
Total Service Revenue					(62,018.10)	(437,200.06)
4450 - Tap Fees						(17,000.00)
Deposit	03/01/2021	64987		148 Jacksdaw	(1,000.00)	(18,000.00)
Deposit	03/29/2021	42002		362 Delayne	(1,000.00)	(19,000.00)
Total 4450 - Tap Fees					(2,000.00)	(19,000.00)
4460 - Inspection Fee Income						(13,600.00)
Deposit	03/01/2021	64987		148 Jacksdaw	(800.00)	(14,400.00)
Deposit	03/29/2021	42002		362 Delayne	(800.00)	(15,200.00)
Total 4460 - Inspection Fee Income					(1,600.00)	(15,200.00)
4500 - Interest Income						(315.04)
Deposit	03/31/2021			Interest	(17.31)	(332.35)
Total 4500 - Interest Income					(17.31)	(332.35)
4560 - Miscellaneous Income						(3,740.13)
Bill	03/01/2021			Inspection Fee Overpayment	150.00	(3,590.13)
Deposit	03/04/2021	2506			(500.00)	(4,090.13)
Deposit	03/18/2021	395			(100.00)	(4,190.13)
Deposit	03/18/2021	424			(250.00)	(4,440.13)
Deposit	03/18/2021	421			(250.00)	(4,690.13)
General Journal	03/31/2021	3.7		Record Admin Labor - 422 Delayne	(15.00)	(4,705.13)
General Journal	03/31/2021	3.7		Record Admin Labor - 422 Delayne	(15.00)	(4,720.13)
General Journal	03/31/2021	3.7		Record Admin Labor - 1061 Jacksdaw	(15.00)	(4,735.13)
General Journal	03/31/2021	3.7		Record Admin Labor - 1061 Jacksdaw	(15.00)	(4,750.13)
General Journal	03/31/2021	3.7		Record Admin Labor - 1215 Jacksdaw	(15.00)	(4,765.13)
General Journal	03/31/2021	3.7		Record Admin Labor - 1270 Jacksdaw	(15.00)	(4,780.13)
Total 4560 - Miscellaneous Income					(1,040.00)	(4,780.13)
Operating Expenditures						413,981.18
6150 - LCRA Reservation Fee						10,572.90
Bill	03/31/2021	00540849 ...	LCRA	Raw Water/Monthly Fee - March 2021	2,114.58	12,687.48
Total 6150 - LCRA Reservation Fee					2,114.58	12,687.48
6155 - WTPUA Monthly Charge						57,682.90
Bill	03/31/2021	290523-00...	West Travis County PUA	Monthly Charge/Purchased Water - March 2021	11,536.58	69,219.48
Total 6155 - WTPUA Monthly Charge					11,536.58	69,219.48
6205 - Purchased Water						72,680.06
Bill	03/31/2021	00540849 ...	LCRA	Raw Water/Monthly Fee - March 2021	925.14	73,605.20
Bill	03/31/2021	290523-00...	West Travis County PUA	Monthly Charge/Purchased Water - March 2021	10,505.55	84,110.75
Total 6205 - Purchased Water					11,430.69	84,110.75

See Accountants' Report.



**Reunion Ranch W.C.I.D.**  
**General Ledger**  
**As of March 31, 2021**

Type	Date	Num	Source Name	Memo	Amount	Balance
<b>6120 · Operations Expense</b>						
Bill	03/31/2021	1132710	Inframark LLC	Maintenance - March 2021	299.22	38,162.52
Bill	03/31/2021	62457	Inframark LLC	Operations - March 2021	7,619.66	38,461.74
<b>Total 6120 · Operations Expense</b>					<b>7,918.88</b>	<b>46,081.40</b>
<b>6122 · Repairs &amp; Maint. - Water</b>						
Bill	03/31/2021	1132710	Inframark LLC	Maintenance - March 2021	259.05	13,275.70
General Journal	03/31/2021	3.9		Reclass Insurance Claim - WO 2473778	(25.00)	13,534.75
<b>Total 6122 · Repairs &amp; Maint. - Water</b>					<b>234.05</b>	<b>13,509.75</b>
<b>6200 · Repairs &amp; Maint - Sewer</b>						
Bill	03/03/2021	21-001	Plos Wastewater and Plumbing Services	Replace Decoder at Effluent Spray System - March 2021	1,130.00	95,820.50
Bill	03/31/2021	12312	Jones-Bell LLC dbaEnvironmental Solutions	Rent Odor Control Unit - March 2021	600.00	96,950.50
Bill	03/31/2021	1132710	Inframark LLC	Maintenance - March 2021	1,103.99	97,550.50
Bill	03/31/2021	1132710	Inframark LLC	Maintenance - March 2021	288.89	98,654.49
Bill	03/31/2021	1132710	Inframark LLC	Maintenance - March 2021	39,987.66	98,943.38
Bill	03/31/2021	1132710	Inframark LLC	Maintenance - March 2021	3,606.53	138,931.04
Bill	03/31/2021	1132710	Inframark LLC	Maintenance - March 2021	465.10	142,537.57
Bill	03/31/2021	1132710	Inframark LLC	Maintenance - March 2021	44,162.17	143,002.67
General Journal	03/31/2021	3.9		Reclass Insurance Claim - WO 2473651	(101.07)	187,164.84
General Journal	03/31/2021	3.9		Reclass Insurance Claim - WO 2473790	(1,243.09)	187,063.77
General Journal	03/31/2021	3.9		Reclass Insurance Claim - WO 2486966	(43,318.07)	185,820.68
<b>Total 6200 · Repairs &amp; Maint - Sewer</b>					<b>46,682.11</b>	<b>142,502.61</b>
<b>6223 · Repairs &amp; Maint - Irrigation</b>						
Bill	03/31/2021	1132710	Inframark LLC	Maintenance - March 2021	410.75	14,815.80
<b>Total 6223 · Repairs &amp; Maint - Irrigation</b>					<b>410.75</b>	<b>15,226.55</b>
<b>6220 · Inspections</b>						
Bill	03/31/2021	1132710	Inframark LLC	Maintenance - March 2021	900.00	13,787.37
Bill	03/31/2021	1132710	Inframark LLC	Maintenance - March 2021	700.00	14,687.37
Bill	03/31/2021	1132710	Inframark LLC	Maintenance - March 2021	404.39	15,387.37
Bill	03/31/2021	1132710	Inframark LLC	Maintenance - March 2021	600.00	15,791.76
Bill	03/31/2021	1132710	Inframark LLC	Maintenance - March 2021	70.00	16,391.76
Bill	03/31/2021	1132710	Inframark LLC	Maintenance - March 2021	352.43	16,461.76
<b>Total 6220 · Inspections</b>					<b>3,026.82</b>	<b>16,814.19</b>
<b>6230 · Utilities</b>						
Bill	03/03/2021	512-288-56...	AT&T	Telephone - March 2021	159.83	6,856.85
Bill	03/12/2021	144878477...	AT&T	Internet - March 2021	84.52	7,016.68
Bill	03/31/2021	300131342...	Pedernales Electric Cooperative	111 Margaret Circle - March 2021	24.72	7,101.20
Bill	03/31/2021	300131342...	Pedernales Electric Cooperative	Reunion Ranch & FM 1826 - March 2021	899.36	7,125.92
Bill	03/31/2021	300131343...	Pedernales Electric Cooperative	591 Katie - March 2021	22.50	8,025.28
Bill	03/31/2021	300131343...	Pedernales Electric Cooperative	374 Katie Dr - March 2021	183.79	8,047.78
<b>Total 6230 · Utilities</b>					<b>1,374.72</b>	<b>8,231.57</b>
<b>6216 · Landscape Maintenance</b>						
Bill	03/31/2021	ZF2021-RR-...	Zane Furr	Landscape Maintenance - March 2021	4,355.00	26,993.00
<b>Total 6216 · Landscape Maintenance</b>					<b>4,355.00</b>	<b>31,348.00</b>
<b>6650 · Pond Maintenance</b>						
Bill	03/31/2021	202104343	Aquatic Features Inc	Pond Maintenance - March 2021	880.00	4,461.50
<b>Total 6650 · Pond Maintenance</b>					<b>880.00</b>	<b>5,341.50</b>
<b>6130 · Chemicals</b>						
Bill	03/31/2021	1132710	Inframark LLC	Maintenance - March 2021	3,458.77	6,812.59
<b>Total 6130 · Chemicals</b>					<b>3,458.77</b>	<b>10,271.36</b>
<b>6210 · Lab Fees</b>						
Bill	03/31/2021	1132710	Inframark LLC	Maintenance - March 2021	374.90	9,043.36
<b>Total 6210 · Lab Fees</b>					<b>374.90</b>	<b>9,418.26</b>
<b>6217 · Sludge Hauling</b>						
Bill	03/31/2021	1132710	Inframark LLC	Maintenance - March 2021	1,426.00	41,688.08
<b>Total 6217 · Sludge Hauling</b>					<b>1,426.00</b>	<b>43,114.08</b>
<b>6140 · Permit Fee</b>						
<b>Total 6140 · Permit Fee</b>						<b>1,328.05</b>
<b>Total Operating Expenditures</b>					<b>95,223.85</b>	<b>509,205.03</b>
<b>Administrative Services</b>						
<b>Directors Fees, including Taxes</b>						
<b>6315 · Director Fees</b>						
Paycheck	03/16/2021	1655	Dennis Daniel		150.00	4,200.00
Paycheck	03/16/2021	1656	Nathan Neese	VOID:	0.00	4,200.00
Paycheck	03/16/2021	1657	Ron Meyer		150.00	4,350.00
Paycheck	03/16/2021	1658	Theresa Purdy		150.00	4,500.00
Paycheck	03/16/2021	1659	Theresa J. Rogers		150.00	4,650.00
Paycheck	03/16/2021	1660	Dennis Daniel		150.00	4,800.00
Paycheck	03/16/2021	1661	Nathan Neese		150.00	4,950.00
Paycheck	03/16/2021	1662	Ron Meyer		150.00	5,100.00
Paycheck	03/16/2021	1663	Theresa Purdy		150.00	5,250.00
Paycheck	03/16/2021	1664	Thomas J. Rogers		150.00	5,400.00
Paycheck	03/16/2021	1665	Dennis Daniel		150.00	5,550.00
Paycheck	03/16/2021	1666	Theresa Purdy		150.00	5,700.00
<b>Total 6315 · Director Fees</b>					<b>1,650.00</b>	<b>5,700.00</b>

See Accountants' Report.

**Reunion Ranch W.C.I.D.  
General Ledger  
As of March 31, 2021**

Type	Date	Num	Source Name	Memo	Amount	Balance
<b>6600 - Payroll Taxes</b>						
Paycheck	03/16/2021	1655	Dennis Daniel		9.30	309.84
Paycheck	03/16/2021	1655	Dennis Daniel		2.18	319.14
Paycheck	03/16/2021	1656	Nathan Neese	VOID:	0.00	321.32
Paycheck	03/16/2021	1656	Nathan Neese	VOID:	0.00	321.32
Paycheck	03/16/2021	1657	Ron Meyer		9.30	330.62
Paycheck	03/16/2021	1657	Ron Meyer		2.18	332.80
Paycheck	03/16/2021	1658	Theresa Purdy		9.30	342.10
Paycheck	03/16/2021	1658	Theresa Purdy		2.18	344.28
Paycheck	03/16/2021	1659	Thomas J. Rogers		9.30	353.58
Paycheck	03/16/2021	1659	Thomas J. Rogers		2.18	355.76
Paycheck	03/16/2021	1660	Dennis Daniel		9.30	365.06
Paycheck	03/16/2021	1660	Dennis Daniel		2.17	367.23
Paycheck	03/16/2021	1661	Nathan Neese		9.30	376.53
Paycheck	03/16/2021	1661	Nathan Neese		2.18	378.71
Paycheck	03/16/2021	1662	Ron Meyer		9.30	388.01
Paycheck	03/16/2021	1662	Ron Meyer		2.17	390.18
Paycheck	03/16/2021	1663	Theresa Purdy		9.30	399.48
Paycheck	03/16/2021	1663	Theresa Purdy		2.17	401.65
Paycheck	03/16/2021	1664	Thomas J. Rogers		9.30	410.95
Paycheck	03/16/2021	1664	Thomas J. Rogers		2.17	413.12
Paycheck	03/16/2021	1665	Dennis Daniel		9.30	422.42
Paycheck	03/16/2021	1665	Dennis Daniel		2.18	424.60
Paycheck	03/16/2021	1666	Theresa Purdy		9.30	433.90
Paycheck	03/16/2021	1666	Theresa Purdy		2.18	436.08
<b>Total 6600 - Payroll Taxes</b>					<b>126.24</b>	<b>436.08</b>
<b>Total Directors Fees, Including Taxes</b>					<b>1,776.24</b>	<b>6,136.08</b>
<b>6215 - Director Reimbursement</b>						
Paycheck	03/16/2021	1655	Dennis Daniel		0.00	0.00
Paycheck	03/16/2021	1656	Nathan Neese	VOID:	0.00	0.00
Paycheck	03/16/2021	1657	Ron Meyer		0.00	0.00
Paycheck	03/16/2021	1658	Theresa Purdy		0.00	0.00
Paycheck	03/16/2021	1659	Thomas J. Rogers		0.00	0.00
Paycheck	03/16/2021	1660	Dennis Daniel		0.00	0.00
Paycheck	03/16/2021	1661	Nathan Neese		0.00	0.00
Paycheck	03/16/2021	1662	Ron Meyer		0.00	0.00
Paycheck	03/16/2021	1663	Theresa Purdy		0.00	0.00
Paycheck	03/16/2021	1664	Thomas J. Rogers		0.00	0.00
Paycheck	03/16/2021	1665	Dennis Daniel		0.00	0.00
Paycheck	03/16/2021	1666	Theresa Purdy		0.00	0.00
<b>Total 6215 - Director Reimbursement</b>					<b>0.00</b>	<b>0.00</b>
<b>6300 - Bank Charges</b>						
General Journal	03/05/2021	3,4		Record Bank Charge Refund	(226.74)	1,189.74
General Journal	03/31/2021	3,2		Credit Bank Fees	(55.00)	963.00
General Journal	03/31/2021	3,3		Record Returned Item	1.00	908.00
Check	03/31/2021			Service Charge	203.00	909.00
Check	03/31/2021			Service Charge	16.00	1,112.00
<b>Total 6300 - Bank Charges</b>					<b>(61.74)</b>	<b>1,128.00</b>
<b>6350 - Insurance</b>						
<b>Total 6350 - Insurance</b>						<b>14,903.08</b>
<b>6400 - Tax Appraisal/Collector Fees</b>						
Bill	03/01/2021	RRW 03/21	Hays Central Appraisal District	Appraisal Fees - 2021 2nd Quarter	598.38	550.82
<b>Total 6400 - Tax Appraisal/Collector Fees</b>					<b>598.38</b>	<b>1,149.20</b>
<b>6415 - Public Notice</b>						
<b>Total 6415 - Public Notice</b>						<b>738.00</b>
<b>6700 - Miscellaneous Expenses</b>						
Bill	03/31/2021	7279	Sommers Marketing + Public Relations	Website - March 2021	1,616.00	5,916.00
<b>Total 6700 - Miscellaneous Expenses</b>					<b>1,616.00</b>	<b>7,532.00</b>
<b>Total Administrative Services</b>					<b>3,928.88</b>	<b>31,586.36</b>
<b>Professional Fees</b>						
<b>6320 - Legal Fees - General</b>						
Bill	03/31/2021	033121	Willatt & Flickinger, P.L.L.C.	Legal Fees - March 2021	8,348.20	88,398.97
<b>Total 6320 - Legal Fees - General</b>					<b>8,348.20</b>	<b>40,203.38</b>
<b>6333 - Accounting Fees</b>						
Bill	03/31/2021	10205	Bott & Douthitt, P.L.L.C.	Accounting Fees - March 2021	2,000.00	48,551.58
<b>Total 6333 - Accounting Fees</b>					<b>2,000.00</b>	<b>10,750.00</b>
<b>6340 - Engineering Fees - General</b>						
Bill	03/31/2021	44252	Murfee Engineering Company	District Engineering - March 2021	1,500.00	12,750.00
<b>Total 6340 - Engineering Fees - General</b>					<b>1,500.00</b>	<b>20,150.59</b>
<b>6342 - Engineering Fees - Misc.</b>						
Bill	03/31/2021	44253	Murfee Engineering Company	Conversion for RR WCID - March 2021	1,780.30	21,650.59
<b>Total 6342 - Engineering Fees - Misc.</b>					<b>1,780.30</b>	<b>5,295.00</b>
<b>Total 6345 - Audit Fees</b>						<b>7,075.30</b>
<b>Total 6345 - Audit Fees</b>						<b>12,000.00</b>
<b>Total Professional Fees</b>					<b>13,628.50</b>	<b>102,027.47</b>
<b>TOTAL</b>					<b>0.00</b>	<b>0.00</b>

See Accountants' Report.



Reunion Ranch W.C.I.D.  
Lot Schedule

Lot	Address	Lot #	Acres	Owner	C/L #	Date	Evidor First	Doc Date	Water Impact Fee \$5,160 / \$12,338	Impact Fee	Meter Size	Water Tap Fee \$500	WW Tap Fee \$500	Water Tap Imp. \$75	WW Tap Imp. \$75	WW Final Imp. \$250	CrossConn Imp. \$150	Grinder Imp. \$150	Irrigation Imp. \$50	Backflow Inspection \$75	Security Deposit \$150	Total	
																							Payment To PUA
F 133 Emma Loop	26 A	TM	3/14/14	34309	3/20/14	5,180	04/16/14	5,180	3/4"	500	500	75	75	250	350							6,930	
F 133 Emma Loop	27 A	TM	3/14/14	34307	2/19/14	5,180	03/18/14	5,180	3/4"	500	500	75	75	250	350								6,930
F 133 Emma Loop	28 A	TM	3/14/14	34308	3/20/14	5,180	04/16/14	5,180	3/4"	500	500	75	75	250	350								6,930
F 622 Emma Loop	19 A	TM	2/24/14	34203	2/19/14	5,180	03/18/14	5,180	3/4"	500	500	75	75	250	350								6,930
F 633 Emma Loop	20 A	TM	2/24/14	34202	2/19/14	5,180	03/18/14	5,180	3/4"	500	500	75	75	250	350								6,930
F 642 Emma Loop	21 A	TM	2/24/14	34201	2/19/14	5,180	03/18/14	5,180	3/4"	500	500	75	75	250	350								6,930
F 664 Emma Loop	22 A	TM	5/22/14	34501	5/28/14	5,180	06/17/14	5,180	3/4"	500	500	75	75	250	350								6,930
F 706 Emma Loop	23 A	TM	3/29/14	34513	4/7/14	5,180	05/20/14	5,180	3/4"	500	500	75	75	250	350								6,930
F Common Area	24 A	TM																					
E 143 Emma Loop	1 C	TM	4/19/13	32443	5/10/13	5,180	06/18/13	5,180	3/4"	500	500	75	75	250	350								6,930
F 167 Emma Loop	3 C	TM	4/19/13	32443	5/10/13	5,180	06/18/13	5,180	3/4"	500	500	75	75	250	350								6,930
F 181 Emma Loop	4 C	TM	4/19/13	32443	5/10/13	5,180	06/18/13	5,180	3/4"	500	500	75	75	250	350								6,930
F 209 Emma Loop	5 C	TM	4/19/13	32443	5/10/13	5,180	06/18/13	5,180	3/4"	500	500	75	75	250	350								6,930
F 221 Emma Loop	6 C	TM	4/19/13	32443	5/10/13	5,180	06/18/13	5,180	3/4"	500	500	75	75	250	350								6,930
F 235 Emma Loop	7 C	TM	4/19/13	32443	5/10/13	5,180	06/18/13	5,180	3/4"	500	500	75	75	250	350								6,930
F 247 Emma Loop	8 C	TM	4/19/13	32443	5/10/13	5,180	06/18/13	5,180	3/4"	500	500	75	75	250	350								6,930
F 251 Emma Loop	9 C	TM	4/19/13	32443	5/10/13	5,180	06/18/13	5,180	3/4"	500	500	75	75	250	350								6,930
F 272 Emma Loop	10 C	TM	4/19/13	32443	5/10/13	5,180	06/18/13	5,180	3/4"	500	500	75	75	250	350								6,930
F 287 Emma Loop	11 C	TM	4/19/13	32443	5/10/13	5,180	06/18/13	5,180	3/4"	500	500	75	75	250	350								6,930
F 311 Emma Loop	12 C	TM	4/19/13	32443	5/10/13	5,180	06/18/13	5,180	3/4"	500	500	75	75	250	350								6,930
F 331 Emma Loop	13 C	TM	4/19/13	32443	5/10/13	5,180	06/18/13	5,180	3/4"	500	500	75	75	250	350								6,930
F 353 Emma Loop	14 C	TM	4/19/13	32443	5/10/13	5,180	06/18/13	5,180	3/4"	500	500	75	75	250	350								6,930
F 368 Emma Loop	15 C	TM	4/19/13	32443	5/10/13	5,180	06/18/13	5,180	3/4"	500	500	75	75	250	350								6,930
F 383 Emma Loop	16 C	TM	4/19/13	32443	5/10/13	5,180	06/18/13	5,180	3/4"	500	500	75	75	250	350								6,930
F 397 Emma Loop	17 C	TM	4/19/13	32443	5/10/13	5,180	06/18/13	5,180	3/4"	500	500	75	75	250	350								6,930
F 409 Emma Loop	18 C	TM	4/19/13	32443	5/10/13	5,180	06/18/13	5,180	3/4"	500	500	75	75	250	350								6,930
F 127 Margaret Circle	19 C	TM	4/19/13	31819		5,180	04/16/13	5,180	3/4"	500	500	75	75	250	350								6,930
F 143 Margaret Circle	20 C	TM	4/19/13	31822		5,180	04/16/13	5,180	3/4"	500	500	75	75	250	350								6,930
F 167 Margaret Circle	21 C	TM	4/19/13	31800	2/5/13	5,180	03/20/13	5,180	3/4"	500	500	75	75	250	350								6,930
F 202 Margaret Circle	22 C	TM	4/19/13	31806		5,180	04/16/13	5,180	3/4"	500	500	75	75	250	350								6,930
F 238 Margaret Circle	23 C	TM	4/19/13	31804		5,180	04/16/13	5,180	3/4"	500	500	75	75	250	350								6,930
F 269 Margaret Circle	24 C	TM	4/19/13	31800		5,180	04/16/13	5,180	3/4"	500	500	75	75	250	350								6,930
F 279 Margaret Circle	25 C	TM	4/19/13	32223		5,180	04/16/13	5,180	3/4"	500	500	75	75	250	350								6,930
F 282 Margaret Circle	26 C	TM	4/19/13	31827		5,180	04/16/13	5,180	3/4"	500	500	75	75	250	350								6,930
F 286 Margaret Circle	27 C	TM	4/19/13	32774	10/10/13	5,180	05/13/13	5,180	3/4"	500	500	75	75	250	350								6,930
F 292 Margaret Circle	28 C	TM	4/19/13	31802	1/3/13	5,180	03/20/13	5,180	3/4"	500	500	75	75	250	350								6,930
F 298 Margaret Circle	29 C	TM	4/19/13	32801	1/3/13	5,180	03/20/13	5,180	3/4"	500	500	75	75	250	350								6,930
F 298 Margaret Circle	30 C	TM	4/19/13	32293	4/9/13	5,180	05/13/13	5,180	3/4"	500	500	75	75	250	350								6,930
F 210 Margaret Circle	31 C	TM	2/18/13	32120		5,180	04/16/13	5,180	3/4"	500	500	75	75	250	350								6,930
F 194 Margaret Circle	32 C	TM	3/22/13	32241		5,180	04/16/13	5,180	3/4"	500	500	75	75	250	350								6,930
F 178 Margaret Circle	33 C	TM	3/18/13	31824		5,180	04/16/13	5,180	3/4"	500	500	75	75	250	350								6,930
F 162 Margaret Circle	34 C	TM	2/22/13	32246		5,180	04/16/13	5,180	3/4"	500	500	75	75	250	350								6,930
F 144 Margaret Circle	35 C	TM	3/18/13	31823		5,180	04/16/13	5,180	3/4"	500	500	75	75	250	350								6,930
F 128 Margaret Circle	36 C	TM	3/18/13	31818		5,180	04/16/13	5,180	3/4"	500	500	75	75	250	350								6,930
F 555 Emma Loop	37 C	TM	2/19/14	34254	2/25/14	5,180	03/18/14	5,180	3/4"	500	500	75	75	250	350								6,930
F 593 Emma Loop	38 C	TM	5/22/14	34310	5/28/14	5,180	06/17/14	5,180	3/4"	500	500	75	75	250	350								6,930
F 619 Emma Loop	39 C	TM	1/9/15	36443		5,180	02/17/15	5,180	3/4"	500	500	75	75	250	350								6,930
F 647 Emma Loop	40 C	TM	5/8/15	37234	6/9/15	5,180	07/21/15	5,180	3/4"	500	500	75	75	250	350								6,930
F 667 Emma Loop	41 C	TM	6/12/14	35616	6/29/14	5,180	07/25/14	5,180	3/4"	500	500	75	75	250	350								6,930
F 682 Emma Loop	42 C	TM	1/9/15	36443		5,180	02/17/15	5,180	3/4"	500	500	75	75	250	350								6,930
F 690 Emma Loop	43 C	TM	6/13/14	35077	6/18/14	5,180	07/25/14	5,180	3/4"	500	500	75	75	250	350								6,930
F 713 Emma Loop	44 C	TM	4/13/14	34832	4/28/14	5,180	05/20/14	5,180	3/4"	500	500	75	75	250	350								6,930
F Common Area	45 C	TM																					
F 209 Jayne Cove	1	TM	5/15/14	34885	5/17/14	5,180	06/17/14	5,180	3/4"	500	500	75	75	250	350								6,930
F 209 Jayne Cove	2	TM	12/5/14	36358	12/5/14	5,180	01/20/15	5,180	3/4"	500	500	75	75	250	350								6,930
F 199 Jayne Cove	3	TM	9/7/14	35214	10/16/14	5,180	11/18/14	5,180	3/4"	500	500	75	75	250	350								6,930
F 162 Jayne Cove	4	TM	1/9/15	36440		5,180	02/17/15	5,180	3/4"	500	500	75	75	250	350								6,930
F 153 Jayne Cove	5	TM	1/25/14	36258	1/31/14	5,180	01/20/15	5,180	3/4"	500	500	75	75	250	350								6,930
F 137 Jayne Cove	6	TM	5/20/14	34976	6/9/14	5,180	07/25/14	5,180	3/4"	500	500	75	75	250	350								6,930
F 123 Jayne Cove	7	TM	11/25/14	36237	11/18/14	5,180	01/20/15	5,180	3/4"	500	500	75	75	250	350								6,930
F 109 Jayne Cove	8	TM	6/20/14	35134	6/25/14	5,180	07/25/14	5,180	3/4"	500	500	75	75	250	350								6,930
F 108 Jayne Cove	9	TM	10/2/14	35815	10/16/14	5,180	11/18/14	5,180	3/4"	500	500	75	75	250	350								6,930
F 120 Jayne Cove	10	TM	2/20/15	36765	3/19/15	5,180	04/21/15	5,180	3/4"	500	500	75	75	250	350								6,930
F 114 Jayne Cove	11	TM	7/25/14	35257	7/21/14	5,180	08/19/14	5,180	3/4"	500	500	75	75	250	350								6,930
F 148 Jayne Cove	12	TM	9/12/14	35479	9/19/14	5,180	10/7/14	5,180	3/4"	500	500	75	75	250	350								

Reunton Ranch W.C.I.D.  
Lot Schedule

Scrip	Address	Lot ID	Number	Date	Builder Firm	Prop Desc	Water		Mvtn	Water Tap Fee \$100	WW Tap Fee \$100	Water Cap Imp \$250	WW Tap Imp \$250	CrossCont Imp \$100	Erosion Imp \$100	Ingrain Imp \$100	Backflow Imp \$100	Security Deposit \$100	Total
							Impact Fee \$1,180	Impact Fee \$1,180											
2	138 Hynes Cove	27	D	TM	02/21/15	4864	03/01/15	5,180	04/21/15	5,180	3/4"	500	500	75	75	250	250		4,930
2	244 Layne Cove	28	B	TM	11/13/14	7814	11/13/14	5,180	01/10/15	5,180	3/4"	500	500	75	75	250	250		4,930
2	Compton Area	29	B	TM															
2	190 Layne Cove (Common Area)	30	B	TM	12/15/13	8234	02/05/14	12,050	04/16/14	12,050	1"	1,000	500	75	75	250	250	75	14,300
2	1843 Reunton Ranch Blvd	30	B	TM	02/22/14	1011/14	03/04/14	5,180	10/21/14	5,180	1/2"	500	500	75	75	250	250		4,930
2	111 Margaret Circle - Irrigation Meter	31	A	TM	1/18/13	3184	3/18/13	5,180	04/18/13	5,180	3/4"	500	500	75	75	250	250	75	5,830
1	1	1	F	TM	5/1/10	5614	5/1/10	11,830	07/12/10	11,830		500	500	75	75	250	250	50	14,330
2	250 Jack Sadow Drive	2	F	TM	12/15/15	17439	03/05/15	5,180	03/23/15	5,180	3/4"	500	500	75	75	250	250		4,930
2	274 Jack Sadow Drive	3	F	TM	1/15/15	17439	03/05/15	5,180	03/23/15	5,180	3/4"	500	500	75	75	250	250		4,930
2	291 Jack Sadow Drive	4	F	TM	4/21/15	17439	03/05/15	5,180	03/23/15	5,180	3/4"	500	500	75	75	250	250		4,930
2	301 Jack Sadow Drive	5	F	TM	5/21/14	42125	1/21/14	12,050	04/01/14	12,050	3/4"	500	500	75	75	250	250		14,330
2	317 Jack Sadow Drive	6	F	TM	4/16/13	4308	4/16/13	12,050	05/14/13	12,050	3/4"	500	500	75	75	250	250		14,330
2	320 Jack Sadow Drive	7	F	TM	1/20/16	41979	1/20/16	12,050	03/11/16	12,050	3/4"	500	500	75	75	250	250		14,330
2	341 Jack Sadow Drive	8	F	TM	6/1/16	41177	6/22/16	12,050	03/23/16	12,050	3/4"	500	500	75	75	250	250		14,330
2	353 Jack Sadow Drive	9	F	TM	12/01/16	40974	12/01/16	12,050	08/09/16	12,050	3/4"	500	500	75	75	250	250		14,330
2	365 Jack Sadow Drive	10	F	TM	1/18/17	41343	1/28/17	12,050	04/20/17	12,050	3/4"	500	500	75	75	250	250		14,330
2	377 Jack Sadow Drive	11	F	TM	6/14/15	18134	6/15/15	5,180	10/20/15	5,180	3/4"	500	500	75	75	250	250		4,930
2	389 Jack Sadow Drive	12	F	TM	1/28/16	41707	1/28/16	12,050	03/17/16	12,050	3/4"	500	500	75	75	250	250		14,330
2	401 Jack Sadow Drive	13	F	TM	12/1/16	40008	12/1/16	12,050	04/21/16	12,050	3/4"	500	500	75	75	250	250		14,330
2	415 Jack Sadow Drive	14	F	TM	1/13/16	39838	1/23/16	12,050	04/18/16	12,050	3/4"	500	500	75	75	250	250		14,330
2	427 Jack Sadow Drive	15	F	TM	4/29/16	40194	3/23/16	12,050	03/11/16	12,050	3/4"	500	500	75	75	250	250		14,330
2	441 Jack Sadow Drive	16	F	TM	4/22/17	41228	4/22/17	12,050	05/28/17	12,050	3/4"	500	500	75	75	250	250		14,330
2	453 Jack Sadow Drive	17	F	TM	10/11/17	4158	10/11/17	12,050	03/21/17	12,050	3/4"	500	500	75	75	250	250	100	14,780
2	467 Jack Sadow Drive	18	F	TM	10/21/17	41739	10/21/17	12,050	03/01/17	12,050	3/4"	500	500	75	75	250	250		14,330
2	117 Kane Drive	19	C	TM	4/20/16	40091	4/20/16	12,050	03/13/16	12,050	3/4"	500	500	75	75	250	250	50	14,780
2	151 Kane Drive	20	C	TM	11/01/16	41905	1/21/16	12,050	03/15/16	12,050	3/4"	500	500	75	75	250	250		14,330
2	167 Kane Drive	21	C	TM	10/27/17	42565	12/27/17	12,050	03/01/17	12,050	3/4"	500	500	75	75	250	250		14,330
2	184 Kane Drive	22	C	TM	1/20/16	40431	1/24/16	12,050	04/21/16	12,050	3/4"	500	500	75	75	250	250		14,330
2	179 Kane Drive	23	F	TM	4/06/16	40688	4/06/16	12,050	02/11/16	12,050	3/4"	500	500	75	75	250	250		14,330
2	189 Kane Drive	24	F	TM	5/18/17	41143	5/18/17	12,050	04/20/17	12,050	3/4"	500	500	75	75	250	250		14,330
2	203 Kane Drive	25	F	TM	9/18/15	18408	10/14/15	5,180	11/17/15	5,180	3/4"	500	500	75	75	250	250		4,930
2	219 Kane Drive	26	F	TM	6/26/16	41493	10/18/16	12,050	12/11/16	12,050	3/4"	500	500	75	75	250	250		14,330
2	235 Kane Drive	27	F	TM	6/15/16	41221	7/15/16	5,180	09/13/16	5,180	3/4"	500	500	75	75	250	250		4,930
2	247 Kane Drive	28	F	TM	6/15/16	40138	4/18/16	12,050	09/13/16	12,050	3/4"	500	500	75	75	250	250		14,330
2	261 Kane Drive	29	F	TM	1/18/16	40238	1/24/16	12,050	04/21/16	12,050	3/4"	500	500	75	75	250	250		14,330
2	275 Kane Drive	30	F	TM	10/20/16	40433	1/24/16	12,050	04/21/16	12,050	3/4"	500	500	75	75	250	250		14,330
2	291 Kane Drive	31	F	TM	6/15/16	41271	1/24/17	12,050	04/21/17	12,050	3/4"	500	500	75	75	250	250		14,330
2	305 Kane Drive	32	F	TM	10/18/15	18408	10/14/15	5,180	11/17/15	5,180	3/4"	500	500	75	75	250	250		4,930
2	319 Kane Drive	33	F	TM	10/11/17	42567	12/27/17	12,050	03/01/17	12,050	3/4"	500	500	75	75	250	250		14,330
2	333 Kane Drive	34	F	TM	4/27/16	41406	6/21/16	12,050	03/18/16	12,050	3/4"	500	500	75	75	250	250		14,330
2	347 Kane Drive	35	F	TM															
2	361 Kane Drive	36	F	TM	12/31/16	39424 & 39897	1/23/16	12,050	04/19/16	12,050	3/4"	500	500	75	75	250	250		14,330
2	375 Kane Drive	37	F	TM	1/15/17	41841	1/15/17	12,050	04/18/17	12,050	3/4"	500	500	75	75	250	250		14,330
2	409 Kane Drive	38	F	TM	4/21/16	40084	4/21/16	12,050	03/21/16	12,050	3/4"	500	500	75	75	250	250		14,330
2	425 Kane Drive	39	F	TM	10/19/16	41189	10/19/16	12,050	11/20/16	12,050	3/4"	500	500	75	75	250	250		14,330
2	441 Kane Drive	40	F	TM	3/21/16	10388	3/21/16	12,050	04/16/16	12,050	3/4"	500	500	75	75	250	250		14,330
2	455 Kane Drive	41	F	TM	1/21/15	51842	1/21/15	12,050	07/16/15	12,050	3/4"	500	500	75	75	250	250		14,330
2	471 Kane Drive	42	F	TM	7/29/15	51148	7/29/15	12,050	08/20/15	12,050	3/4"	500	500	75	75	250	250		14,330
2	485 Kane Drive	43	F	TM	1/21/15	51988	1/21/15	12,050	01/24/15	12,050	3/4"	500	500	75	75	250	250		14,330
2	501 Kane Drive	44	F	TM	1/24/10	56487	1/24/10	12,050	02/18/10	12,050	3/4"	500	500	75	75	250	250		14,330
2	517 Kane Drive	45	F	TM	7/11/16	41765	7/11/16	12,050	04/11/16	12,050	3/4"	500	500	75	75	250	250		14,330
2	533 Kane Drive	46	F	TM	10/19/16	40509	10/19/16	12,050	11/20/16	12,050	3/4"	500	500	75	75	250	250		14,330
2	547 Kane Drive	47	F	TM	5/13/15	51611	5/13/15	12,050	01/16/15	12,050	3/4"	500	500	75	75	250	250		14,330
2	561 Kane Drive	48	F	TM	1/24/10	56488	1/24/10	12,050	02/18/10	12,050	3/4"	500	500	75	75	250	250		14,330
2	575 Kane Drive	49	F	TM	5/11/16	41750	5/11/16	12,050	10/11/16	12,050	3/4"	500	500	75	75	250	250		14,330
2	589 Kane Drive	50	F	TM	1/20/15	49795	1/20/15	12,050	03/15/15	12,050	3/4"	500	500	75	75	250	250		14,330
2	596 Kane Drive	51	F	TM	6/11/15	50776	6/11/15	12,050	07/16/15	12,050	3/4"	500	500	75	75	250	250		14,330
2	610 Kane Drive	52	F	TM	10/28/10	61891	10/28/10	12,050	11/17/10	12,050	3/4"	500	500	75	75	250	250		14,330
2	624 Kane Drive	53	F	TM	4/11/10	41211	4/11/10	12,050	09/15/10	12,050	3/4"	500	500	75	75	250	250		14,330
2	638 Kane Drive	54	F	TM	7/29/15	51810	7/29/15	12,050	08/20/15	12,050	3/4"	500	500	75	75	250	250		14,330
2	652 Kane Drive	55	F	TM	7/29/15	51319	7/29/15	12,050	08/20/15	12,050	3/4"	500	500	75	75				

Reunion Ranch W.C.I.D.  
Lot Schedule

Sec	Address	Lot #	R/L	R/L	Easement		Water		Water Tap Fee \$500	WW Tap Fee \$500	Water Tap Inlt \$25	WW Tap Inlt \$25	WW Final Inlt \$250	CrosConn Inlt \$300	Grinder Inlt \$150	Irrigation Inlt \$10	Bar/Fence Inlt \$5	Security Deposit \$10	Total	
					Start	Ch #	Exp Date	Impost Fee \$1,000												Water Fee \$10.00
1	143 William Court	103	E	TM	1/7/18		12,938	08/20/18	11,938	3/4"	500	500	75	75	250	100			14,738	
2	159 William Court	104	E	TM	10/19/18	48197	10/19/18	12,938	11/20/18	12,938	3/4"	500	500	75	75	250	100			14,738
2	167 William Court	105	E	TM	8/4/15	38118	9/1/15	5,180	09/15/15	5,180	5/8"	500	500	75	75	250	100			6,930
2	173 William Court	105	E	TM	8/4/15	38188	9/1/15	5,180	10/20/15	5,180	5/8"	500	500	75	75	250	100			6,930
2	168 William Court	106	E	TM	8/4/15	38120	9/1/15	5,180	02/15/15	5,180	5/8"	500	500	75	75	250	100			6,930
2	160 William Court	107	E	TM	10/20/15	38723	11/20/15	5,180	12/15/15	5,180	3/4"	500	500	75	75	250	100			6,930
2	144 William Court	108	E	TM	7/15/16 R 1/11/16	42822 & 41290	8/15/16	12,938	08/09/16	12,938	3/4"	500	500	75	75	250	100			14,738
2	132 William Court	109	E	TM	2/15/16 & 1/22/16	33670 & 39420	2/15/16	12,938	02/15/16	12,938	3/4"	500	500	75	75	250	100			14,738
2	268 Jack S&W Drive	1	F	TM	5/29/18	46878	5/29/18	12,938	06/19/18	12,938	3/4"	500	500	75	75	250	100			14,738
2	280 Jack S&W Drive	2	F	TM	9/3/16	47658	9/3/16	12,938	10/16/16	12,938	3/4"	500	500	75	75	250	100			14,738
2	288 Jack S&W Drive	3	F	TM	12/31/18		12/31/18	12,938	01/15/19	12,938	3/4"	500	500	75	75	250	100			14,738
2	314 Jack S&W Drive	4	F	TM	5/3/18	46550	5/3/18	12,938	06/18/18	12,938	3/4"	500	500	75	75	250	100			14,738
2	332 Jack S&W Drive	5	F	TM	8/23/17	44013	8/23/17	12,938	10/17/17	12,938	3/4"	500	500	75	75	250	100			14,738
2	360 Jack S&W Drive	6	F	TM	9/25/18	47966	9/25/18	12,938	10/20/18	12,938	3/4"	500	500	75	75	250	100			14,738
2	166 Jack S&W Drive	7	F	TM	8/23/17	44091	8/23/17	12,938	10/11/17	12,938	3/4"	500	500	75	75	250	100			14,738
2	382 Jack S&W Drive	8	F	TM	6/7/17	43406	6/7/17	12,938	07/18/17	12,938	3/4"	500	500	75	75	250	100			14,738
2	400 Jack S&W Drive	9	F	TM	4/6/16	42618	4/6/16	12,938	05/18/16	12,938	3/4"	500	500	75	75	250	100			14,738
2	418 Jack S&W Drive	10	F	TM				12,938	10/17/17	12,938	3/4"	500	500	75	75	250	100			14,738
2	430 Jack S&W Drive	11	F	TM	10/18/17	44484	10/18/17	12,938	12/15/17	12,938	3/4"	500	500	75	75	250	100			14,738
2	442 Jack S&W Drive	12	F	TM	12/28/16	42102	12/28/16	12,938	02/11/17	12,938	3/4"	500	500	75	75	250	100			14,738
2	450 Jack S&W Drive	13	F	TM	1/23/18 & 2/15/16	39516 & 39683	2/25/16	12,938	03/15/16	12,938	3/4"	500	500	75	75	250	100			14,738
2	470 Jack S&W Drive	14	F	TM	12/28/16 & 2/15/16	39517 & 39684	2/25/16	12,938	02/15/16	12,938	3/4"	500	500	75	75	250	100			14,738
2	482 Jack S&W Drive	15	F	TM	5/13/16	40339	5/24/16	12,938	06/11/16	12,938	3/4"	500	500	75	75	250	100			14,738
2	496 Jack S&W Drive	16	F	TM	1/28/16 & 2/15/16	39519 & 39685	2/25/16	12,938	03/15/16	12,938	3/4"	500	500	75	75	250	100			14,738
2	532 Jack S&W Drive	17	F	TM	9/10/15	38408	10/14/15	5,180	11/27/15	5,180	5/8"	500	500	75	75	250	100			6,930
2	554 Jack S&W Drive	18	F	TM	9/18/15	38408	10/14/15	5,180	11/27/15	5,180	5/8"	500	500	75	75	250	100			6,930
2	576 Jack S&W Drive	19	F	TM	9/18/15	38408	10/14/15	5,180	11/27/15	5,180	5/8"	500	500	75	75	250	100			6,930
2	598 Jack S&W Drive	20	F	TM	11/12/16	41214	11/19/16	12,938	02/17/17	12,938	3/4"	500	500	75	75	250	100			14,738
2	616 Jack S&W Drive	21	F	TM	1/18/16 & 2/15/16	39518 & 39686	2/25/16	12,938	03/15/16	12,938	3/4"	500	500	75	75	250	100			14,738
2	630 Jack S&W Drive	22	F	TM	3/10/18	43368	12/28/16	12,938	02/13/17	12,938	3/4"	500	500	75	75	250	100			14,738
2	642 Jack S&W Drive	23	F	TM	1/18/16 & 2/15/16	39518 & 39686	2/25/16	12,938	03/15/16	12,938	3/4"	500	500	75	75	250	100			14,738
2	656 Jack S&W Drive	24	F	TM	9/10/15	41378	9/21/16	12,938	10/18/16	12,938	3/4"	500	500	75	75	250	100			14,738
2	670 Mary E&W Way	25	F	TM	6/26/15	41928	6/26/15	5,180	07/27/15	5,180	3/4"	500	500	75	75	250	100			6,930
2	682 Mary E&W Way	26	F	TM	6/26/15	41777	6/26/15	5,180	07/21/15	5,180	3/4"	500	500	75	75	250	100			6,930
2	694 Mary E&W Way	27	F	TM	6/26/15	41775	6/26/15	5,180	07/21/15	5,180	3/4"	500	500	75	75	250	100			6,930
2	706 Mary E&W Way	28	F	TM	6/26/15	41774	6/26/15	5,180	07/21/15	5,180	3/4"	500	500	75	75	250	100			6,930
2	718 Mary E&W Way	29	F	TM	6/21/15	41928	6/26/15	5,180	07/21/15	5,180	3/4"	500	500	75	75	250	100			6,930
2	730 Mary E&W Way	30	F	TM	11/2/16	41782	11/17/16	12,938	01/17/17	12,938	3/4"	500	500	75	75	250	100			14,738
2	742 Mary E&W Way	31	F	TM	2/22/17	42566	2/22/17	12,938	02/11/17	12,938	3/4"	500	500	75	75	250	100			14,738
2	754 Mary E&W Way	32	F	TM	8/26/15	40260	9/23/15	5,180	10/20/15	5,180	5/8"	500	500	75	75	250	100			6,930
2	114 Angela Rose Court	33	F	TM	4/15/16	40138	4/15/16	12,938	05/17/16	12,938	3/4"	500	500	75	75	250	100			14,738
2	126 Angela Rose Court	34	F	TM	4/28/16	40242	5/12/16	12,938	05/17/16	12,938	3/4"	500	500	75	75	250	100			14,738
2	138 Angela Rose Court	35	F	TM	3/23/16	39871	4/7/16	12,938	05/17/16	12,938	3/4"	500	500	75	75	250	100			14,738
2	148 Angela Rose Court	36	F	TM	2/15/17	42487	2/15/17	12,938	02/17/17	12,938	3/4"	500	500	75	75	250	100			14,738
2	160 Angela Rose Court	37	F	TM	2/15/16 & 1/23/16	39679 & 39841	2/25/16	12,938	03/15/16	12,938	3/4"	500	500	75	75	250	100			14,738
2	161 Angela Rose Court	38	F	TM	8/21/2016 & 4/19/16	40037 & 40243	8/29/16 & 4/19/16	12,988	05/17/16	12,988	3/4"	500	500	75	75	250	100			14,738
2	149 Angela Rose Court	39	F	TM	3/10/17	42112	3/10/17	12,938	05/17/17	12,938	3/4"	500	500	75	75	250	100			14,738
2	137 Angela Rose Court	40	F	TM	9/21/16	41306	9/21/16	12,938	10/18/16	12,938	3/4"	500	500	75	75	250	100			14,738
2	127 Angela Rose Court	41	F	TM	2/15/16 & 2/15/16	39580 & 39675	2/15/16	12,938	04/19/16	12,938	3/4"	500	500	75	75	250	100			14,738
2	116 Angela Rose Court	42	F	TM	4/19/17	42987	4/19/17	12,938	05/18/17	12,938	3/4"	500	500	75	75	250	100			14,738
2	112 Mary E&W Way	43	F	TM	3/25/16	39928	4/7/16	12,938	05/17/16	12,938	3/4"	500	500	75	75	250	100			14,738
2	157 Mary E&W Way	44	F	TM	9/21/16	41374	9/21/16	12,938	10/18/16	12,938	3/4"	500	500	75	75	250	100			14,738
2	145 Mary E&W Way	45	F	TM	1/6/17	41213	1/9/17	12,938	02/17/17	12,938	3/4"	500	500	75	75	250	100			14,738
2	124 Jack S&W Drive	46	F	TM	4/25/19	51000	4/25/19	12,938	05/17/19	12,938	3/4"	500	500	75	75	250	100			14,738
2	122 Jack S&W Drive	47	F	TM	4/15/17	51001	4/25/19	12,938	05/17/19	12,938	3/4"	500	500	75	75	250	100			14,738
2	148 Jack S&W Drive	48	F	TM	3/1/21	64987	3/1/21	12,938		12,938	3/4"	500	500	75	75	250	100			14,738
2	162 Jack S&W Drive	49	F	TM	1/29/21	64971	1/29/21	12,938	07/18/21	12,938	3/4"	500	500	75	75	250	100			14,738
2	172 Jack S&W Drive	50	F	TM	9/1/16															

Reunion Ranch W.C.I.D.  
Lot Schedule

Sec	Address	Lot #	Rm	Builder	Builder Pmt.			Water		Meter	Water Tap Fee	WW Tap Fee	Water Tap Imp	WW Tap Imp	Crew/Comm Imp	Gravel Imp	Irrigation Imp	Backflow Inspection	Security Deposit	Total
					Date	Ch.#	Exp Date	Install Fee	Payment to PUA											
2	310 Mary Elm Way	30	G	TM	5/15/16	31601	2/25/16	13,300	03/15/16	12,900	34"	500	500	75	25	250	350	14,700	14,700	
2	400 Mary Elm Way	31	G	TM	3/23/16	39919	4/7/16	13,300	05/17/16	13,300	34"	500	500	75	75	250	350	14,700	14,700	
2	410 Mary Elm Way	32	G	TM	9/18/15	38458	10/01/15	13,300	11/13/15	13,300	34"	500	500	75	75	250	350	14,700	14,700	
2	430 Mary Elm Way	33	G	TM	8/7/15	38011	8/17/15	13,300	10/20/15	13,300	34"	500	500	75	75	250	350	14,700	14,700	
2		34	G																	
2		35	G																	
2	4320 Redwood Drive	36	G	TM	5/16/17	43388	5/16/17	13,300	06/20/17	13,300	34"	500	500	75	75	250	350	14,700	14,700	
2	110 Element Drive	40	G	TM	3/5/13	50866	3/5/13	13,300	04/05/13	13,300	34"	500	500	75	75	250	350	14,700	14,700	
2	114 Element Drive	41	G	TM	6/1/13	52224	6/1/13	13,300	07/16/13	13,300	34"	500	500	75	75	250	350	14,700	14,700	
2	116 Element Drive	42	G	TM	5/23/13	53840	5/23/13	13,300	07/16/13	13,300	34"	500	500	75	75	250	350	14,700	14,700	
2	118 Element Drive	43	G	TM	9/21/13	47538	9/21/13	13,300	10/16/13	13,300	34"	500	500	75	75	250	350	14,700	14,700	
2	120 Element Drive	44	G	TM	5/23/13	55842	5/23/13	13,300	07/16/13	13,300	34"	500	500	75	75	250	350	14,700	14,700	
2	124 Element Drive	45	G	TM	6/19/13	53813	6/19/13	13,300	07/16/13	13,300	34"	500	500	75	75	250	350	14,700	14,700	
2	126 Element Drive	46	G	TM	1/11/13	48445	1/11/13	13,300	02/19/13	13,300	34"	500	500	75	75	250	350	14,700	14,700	
2	128 Element Drive	47	G	TM	6/19/13	53997	6/19/13	13,300	07/16/13	13,300	34"	500	500	75	75	250	350	14,700	14,700	
2	130 Element Drive	48	G	TM	10/19/13	48596	10/19/13	13,300	12/20/13	13,300	34"	500	500	75	75	250	350	14,700	14,700	
2	132 Element Drive	49	G	TM	9/17/13	47767	9/17/13	13,300	10/16/13	13,300	34"	500	500	75	75	250	350	14,700	14,700	
2	134 Element Drive	50	G	TM	1/20/13	45794	1/20/13	13,300	03/19/13	13,300	34"	500	500	75	75	250	350	14,700	14,700	
2	136 Element Drive	51	G	TM	6/19/13	53997	6/19/13	13,300	07/16/13	13,300	34"	500	500	75	75	250	350	14,700	14,700	
2	138 Element Drive	52	G	TM	1/11/13	48444	1/11/13	13,300	02/19/13	13,300	34"	500	500	75	75	250	350	14,700	14,700	
2	140 Element Drive	53	G	TM	8/13/13	47384	8/13/13	13,300	09/18/13	13,300	34"	500	500	75	75	250	350	14,700	14,700	
2	142 Element Drive	54	G	TM	10/21/13	54984	10/21/13	13,300	12/19/13	13,300	34"	500	500	75	75	250	350	14,700	14,700	
2	144 Element Drive	55	G	TM	12/17/13	48778	12/17/13	13,300	01/15/14	13,300	34"	500	500	75	75	250	350	14,700	14,700	
2	146 Element Drive	56	G	TM	12/17/13	48778	12/17/13	13,300	01/15/14	13,300	34"	500	500	75	75	250	350	14,700	14,700	
2	148 Element Drive	57	G	TM	12/17/13	48778	12/17/13	13,300	01/15/14	13,300	34"	500	500	75	75	250	350	14,700	14,700	
2	150 Element Drive	58	G	TM	12/17/13	48778	12/17/13	13,300	01/15/14	13,300	34"	500	500	75	75	250	350	14,700	14,700	
2	152 Element Drive	59	G	TM	12/17/13	48778	12/17/13	13,300	01/15/14	13,300	34"	500	500	75	75	250	350	14,700	14,700	
2	154 Element Drive	60	G	TM	12/17/13	48778	12/17/13	13,300	01/15/14	13,300	34"	500	500	75	75	250	350	14,700	14,700	
2	156 Element Drive	61	G	TM	12/17/13	48778	12/17/13	13,300	01/15/14	13,300	34"	500	500	75	75	250	350	14,700	14,700	
2	158 Element Drive	62	G	TM	12/17/13	48778	12/17/13	13,300	01/15/14	13,300	34"	500	500	75	75	250	350	14,700	14,700	
2	160 Element Drive	63	G	TM	12/17/13	48778	12/17/13	13,300	01/15/14	13,300	34"	500	500	75	75	250	350	14,700	14,700	
2	162 Element Drive	64	G	TM	12/17/13	48778	12/17/13	13,300	01/15/14	13,300	34"	500	500	75	75	250	350	14,700	14,700	
2	164 Element Drive	65	G	TM	12/17/13	48778	12/17/13	13,300	01/15/14	13,300	34"	500	500	75	75	250	350	14,700	14,700	
2	166 Element Drive	66	G	TM	12/17/13	48778	12/17/13	13,300	01/15/14	13,300	34"	500	500	75	75	250	350	14,700	14,700	
2	168 Element Drive	67	G	TM	12/17/13	48778	12/17/13	13,300	01/15/14	13,300	34"	500	500	75	75	250	350	14,700	14,700	
2	170 Element Drive	68	G	TM	12/17/13	48778	12/17/13	13,300	01/15/14	13,300	34"	500	500	75	75	250	350	14,700	14,700	
2	172 Element Drive	69	G	TM	12/17/13	48778	12/17/13	13,300	01/15/14	13,300	34"	500	500	75	75	250	350	14,700	14,700	
2	174 Element Drive	70	G	TM	12/17/13	48778	12/17/13	13,300	01/15/14	13,300	34"	500	500	75	75	250	350	14,700	14,700	
2	176 Element Drive	71	G	TM	12/17/13	48778	12/17/13	13,300	01/15/14	13,300	34"	500	500	75	75	250	350	14,700	14,700	
2	178 Element Drive	72	G	TM	12/17/13	48778	12/17/13	13,300	01/15/14	13,300	34"	500	500	75	75	250	350	14,700	14,700	
2	180 Element Drive	73	G	TM	12/17/13	48778	12/17/13	13,300	01/15/14	13,300	34"	500	500	75	75	250	350	14,700	14,700	
2	182 Element Drive	74	G	TM	12/17/13	48778	12/17/13	13,300	01/15/14	13,300	34"	500	500	75	75	250	350	14,700	14,700	
2	184 Element Drive	75	G	TM	12/17/13	48778	12/17/13	13,300	01/15/14	13,300	34"	500	500	75	75	250	350	14,700	14,700	
2	186 Element Drive	76	G	TM	12/17/13	48778	12/17/13	13,300	01/15/14	13,300	34"	500	500	75	75	250	350	14,700	14,700	
2	188 Element Drive	77	G	TM	12/17/13	48778	12/17/13	13,300	01/15/14	13,300	34"	500	500	75	75	250	350	14,700	14,700	
2	190 Element Drive	78	G	TM	12/17/13	48778	12/17/13	13,300	01/15/14	13,300	34"	500	500	75	75	250	350	14,700	14,700	
2	192 Element Drive	79	G	TM	12/17/13	48778	12/17/13	13,300	01/15/14	13,300	34"	500	500	75	75	250	350	14,700	14,700	
2	194 Element Drive	80	G	TM	12/17/13	48778	12/17/13	13,300	01/15/14	13,300	34"	500	500	75	75	250	350	14,700	14,700	
2	196 Element Drive	81	G	TM	12/17/13	48778	12/17/13	13,300	01/15/14	13,300	34"	500	500	75	75	250	350	14,700	14,700	
2	198 Element Drive	82	G	TM	12/17/13	48778	12/17/13	13,300	01/15/14	13,300	34"	500	500	75	75	250	350	14,700	14,700	
2	200 Element Drive	83	G	TM	12/17/13	48778	12/17/13	13,300	01/15/14	13,300	34"	500	500	75	75	250	350	14,700	14,700	
2	202 Element Drive	84	G	TM	12/17/13	48778	12/17/13	13,300	01/15/14	13,300	34"	500	500	75	75	250	350	14,700	14,700	
2	204 Element Drive	85	G	TM	12/17/13	48778	12/17/13	13,300	01/15/14	13,300	34"	500	500	75	75	250	350	14,700	14,700	
2	206 Element Drive	86	G	TM	12/17/13	48778	12/17/13	13,300	01/15/14	13,300	34"	500	500	75	75	250	350	14,700	14,700	
2	208 Element Drive	87	G	TM	12/17/13	48778	12/17/13	13,300	01/15/14	13,300	34"	500	500	75	75	250	350	14,700	14,700	
2	210 Element Drive	88	G	TM	12/17/13	48778	12/17/13	13,300	01/15/14	13,300	34"	500	500	75	75	250	350	14,700	14,700	
2	212 Element Drive	89	G	TM	12/17/13	48778	12/17/13	13,300	01/15/14	13,300	34"	500	500	75	75	250	350	14,700	14,700	
2	214 Element Drive	90	G	TM	12/17/13	48778	12/17/13	13,300	01/15/14	13,300	34"	500	500	75	75	250	350	14,700	14,700	
2	216 Element Drive	91	G	TM	12/17/13	48778	12/17/13	13,300	01/15/14	13,300	34"	500	500	75	75	250	350	14,700	14,700	
2	218 Element Drive	92	G	TM																

**Reunion Ranch W.C.I.D.  
Lot Schedule**

Lot	Address	Lat	Sta	Builder	Date	Eas #	Exp Date	Water		Mile	Water Fee	WW Fee	Water Fee	WW Fee	WW Fee	Cross Conn	Erosion	Irrigation	Backflow	Security	Total		
								Impact Fee	PM041														
								\$ 15.00	\$ 114.00														
								\$ 15.00	\$ 114.00														
2	2776 Reunion Blvd	1	G	TM	8/13/19	52389	8/13/19	12,818	05/15/20	6,139	314"	500	500	75	75	250	350	50			14,718		
2	2786 Reunion Blvd	2	G	TM	5/23/19	51841	5/23/19	12,818	05/15/20	6,139	314"	500	500	75	75	250	350	50			14,718		
2	2796 Reunion Blvd	3	G	TM	5/23/19	51847	5/23/19	12,818	05/15/20	6,139	314"	500	500	75	75	250	350	50			14,718		
2	2806 Reunion Blvd	4	G	TM	2/25/20	54030	2/25/20	12,818	04/15/21	6,139	314"	500	500	75	75	250	350	50			14,718		
2	2820 Reunion Blvd	5	G	TM	5/23/19	51648	5/23/19	12,818	05/15/20	6,139	314"	500	500	75	75	250	350	50			14,718		
2	2830 Reunion Blvd	6	G	TM	5/23/19	52688	5/23/19	12,818	05/15/20	6,139	314"	500	500	75	75	250	350	50			14,718		
2	2842 Reunion Blvd	7	G	TM	3/5/19	50146	3/5/19	12,818	04/15/21	6,139	314"	500	500	75	75	250	350	50			14,718		
2	2854 Reunion Blvd	8	G	TM	3/5/19	50367	3/5/19	12,818	04/15/21	6,139	314"	500	500	75	75	250	350	50			14,718		
2	2868 Reunion Blvd	9	G	TM	10/5/18	48023	10/5/18	12,818	11/15/19	6,139	314"	500	500	75	75	250	350	50			14,718		
<b>Subtotal Section 2</b>								<b>\$ 126,540</b>	<b>\$ 843,600</b>														
8	3070 Reunion Blvd**	117	E	TM	4/1/20		4/1/20	6,139	09/15/20	6,139	314"	500	500	75	75	250	350	50			8,083		
8	3081 Reunion Blvd**	118	E	TM	4/21/20		4/21/20	6,139	09/15/20	6,139	314"	500	500	75	75	250	350	50			8,083		
8	3105 Reunion Blvd**	119	E	TM	4/21/20		4/21/20	6,139	09/15/20	6,139	314"	500	500	75	75	250	350	50			8,083		
8	3110 Reunion Blvd**	120	E	TM	4/21/20	59909	4/21/20	6,139	09/15/20	6,139	314"	500	500	75	75	250	350	50			8,083		
8	3120 Reunion Blvd**	121	E	TM	12/10/19	59965	12/10/19	6,139	04/15/21	6,139	314"	500	500	75	75	250	350	50			8,083		
8	3147 Reunion Blvd**	122	E	TM	2/25/20	56931	2/25/20	6,139	03/17/20	6,139	314"	500	500	75	75	250	350	50			8,083		
8	3132 Reunion Blvd**	123	E	TM	4/1/20		4/1/20	6,139	09/15/20	6,139	314"	500	500	75	75	250	350	50			8,083		
8	3118 Reunion Blvd**	124	E	TM	4/1/20		4/1/20	6,139	09/15/20	6,139	314"	500	500	75	75	250	350	50			8,083		
8	3098 Reunion Blvd**	125	E	TM	10/28/20		12/28/20	6,139	11/17/20	6,139	314"	500	500	75	75	250	350	50			8,083		
8	3076 Reunion Blvd**	127	E	TM	4/1/20		4/1/20	6,139	09/15/20	6,139	314"	500	500	75	75	250	350	50			8,083		
8	1007 Lakeside**	128	E	TM	4/1/20	58560	4/21/20	6,139	09/15/20	6,139	314"	500	500	75	75	250	350	50			8,083		
8	1035 Lakeside***	129	E	TM	12/1/19		12/1/19	6,139	12/17/19	6,139	314"	500	500	75	75	250	350	50			8,083		
8	1047 Lakeside	130	E	TM	1/29/21	62802	1/29/21	6,139	02/16/21	6,139	314"	500	500	75	75	250	350	50			8,083		
8	1061 Lakeside	131	E	TM	9/2/20	59009	9/2/20	6,139	09/15/20	6,139	314"	500	500	75	75	250	350	50			8,083		
8	1071 Lakeside	132	E	TM	2/25/20	59316	2/25/20	6,139	03/17/20	6,139	314"	500	500	75	75	250	350	50			8,083		
8	1125 Lakeside	133	E	TM	12/1/19		12/1/19	6,139	12/17/19	6,139	314"	500	500	75	75	250	350	50			8,083		
8	1137 Lakeside	134	E	TM	10/24/19	54912	10/24/19	6,139	11/19/19	6,139	314"	500	500	75	75	250	350	50			8,083		
8	1149 Lakeside	135	E	TM	4/1/20		4/1/20	6,139	09/15/20	6,139	314"	500	500	75	75	250	350	50			8,083		
8	1161 Lakeside	136	E	TM	9/2/20	59304	9/2/20	6,139	09/15/20	6,139	314"	500	500	75	75	250	350	50			8,083		
8	1175 Lakeside	137	E	TM	9/2/20	59010	9/2/20	6,139	09/15/20	6,139	314"	500	500	75	75	250	350	50			8,083		
8	1189 Lakeside	138	E	TM	11/1/19		12/1/19	6,139	12/17/19	6,139	314"	500	500	75	75	250	350	50			8,083		
8	1201 Lakeside	139	E	TM	10/24/19	54936	10/24/19	6,139	11/19/19	6,139	314"	500	500	75	75	250	350	50			8,083		
8	1215 Lakeside	140	E	TM	4/1/20		4/1/20	6,139	09/15/20	6,139	314"	500	500	75	75	250	350	50			8,083		
8	1239 Lakeside	141	E	TM	9/2/20	59012	9/2/20	6,139	09/15/20	6,139	314"	500	500	75	75	250	350	50			8,083		
8	1243 Lakeside	142	E	TM	12/1/19		12/1/19	6,139	12/17/19	6,139	314"	500	500	75	75	250	350	50			8,083		
8	1257 Lakeside	143	E	TM	10/28/20	61306	10/28/20	6,139	11/17/20	6,139	314"	500	500	75	75	250	350	50			8,083		
8	1271 Lakeside	144	E	TM	10/28/20	61407	10/28/20	6,139	11/17/20	6,139	314"	500	500	75	75	250	350	50			8,083		
8	1283 Lakeside	145	E	TM	4/1/20		4/1/20	6,139	09/15/20	6,139	314"	500	500	75	75	250	350	50			8,083		
8	1295 Lakeside	146	E	TM	10/28/20	61309	10/28/20	6,139	11/17/20	6,139	314"	500	500	75	75	250	350	50			8,083		
8	1307 Lakeside	147	E	TM	1/29/21	61803	1/29/21	6,139	02/16/21	6,139	314"	500	500	75	75	250	350	50			8,083		
8	1321 Lakeside	148	E	TM	1/29/21	62346	1/29/21	6,139	02/16/21	6,139	314"	500	500	75	75	250	350	50			8,083		
8	1333 Lakeside	149	E	TM	10/28/20	61810	10/28/20	6,139	11/17/20	6,139	314"	500	500	75	75	250	350	50			8,083		
8	1343 Lakeside	150	E	TM	4/1/20		4/1/20	6,139	09/15/20	6,139	314"	500	500	75	75	250	350	50			8,083		
8	1357 Lakeside	151	E	TM	2/25/20	56929	2/25/20	6,139	03/17/20	6,139	314"	500	500	75	75	250	350	50			8,083		
8	1393 Lakeside	152	E	TM	10/24/19	54913	10/24/19	6,139	11/19/19	6,139	314"	500	500	75	75	250	350	50			8,083		
8	1020 Lakeside	20	H	TM	7/23/20	58994	7/23/20	6,139	08/17/20	6,139	314"	500	500	75	75	250	350	50			8,083		
8	1014 Lakeside	21	H	TM	11/1/19		11/1/19	6,139	12/17/19	6,139	314"	500	500	75	75	250	350	50			8,083		
8	1046 Lakeside	22	H	TM	4/1/20		4/1/20	6,139	09/15/20	6,139	314"	500	500	75	75	250	350	50			8,083		
8	1060 Lakeside	23	H	TM	2/25/20	56935	2/25/20	6,139	03/17/20	6,139	314"	500	500	75	75	250	350	50			8,083		
8	1074 Lakeside	24	H	TM	2/25/20	56947	2/25/20	6,139	03/17/20	6,139	314"	500	500	75	75	250	350	50			8,083		
8	1154 Lakeside	25	H	TM	11/1/19		11/1/19	6,139	12/17/19	6,139	314"	500	500	75	75	250	350	50			8,083		
8	1168 Lakeside	26	H	TM	2/25/20	56928	2/25/20	6,139	03/17/20	6,139	314"	500	500	75	75	250	350	50			8,083		
8	1182 Lakeside	27	H	TM	10/24/19	54910	10/24/19	6,139	11/19/19	6,139	314"	500	500	75	75	250	350	50			8,083		
8	1194 Lakeside	28	H	TM	9/2/20	59011	9/2/20	6,139	09/15/20	6,139	314"	500	500	75	75	250	350	50			8,083		
8	1208 Lakeside	29	H	TM	9/2/20	59005	9/2/20	6,139	09/15/20	6,139	314"	500	500	75	75	250	350	50			8,083		
8	1222 Lakeside	30	H	TM	1/29/21	61800	1/29/21	6,139	02/16/21	6,139	314"	500	500	75	75	250	350	50			8,083		
8	1242 Lakeside	31	H	TM	10/28/20	61806	10/28/20	6,139	11/17/20	6,139	314"	500	500	75	75	250	350	50			8,083		
8	1256 Lakeside	32	H	TM	9/2/20	59014	9/2/20	6,139	09/15/20	6,139	314"	500	500										



**Reunion Ranch W.C.I.D.  
Lot Schedule**

No.	Address	Lot	Ea	Number	Date	Ck #	Exp Date	Water		Impact Fee	Water Tap	WW Tap	Water Tap	WW Tap	WW Final	CrossConn	Grinder	Iridgation	RiskFlow	Security	Total
								Impact Fee \$5,150 /	Payment to PUC												
5	341 Adam Court	31	E	TM	7/24/17	43644	10/2/17	12,938	08/23/17	12,938	3/4"	500	500	75	75	250	350				14,738
5	338 Adam Court	33	E	TM	6/22/17	43172	6/23/17	12,938	07/18/17	12,938	3/4"	500	500	75	75	250	350				14,738
5	334 Adam Court	33	E	TM	7/12/15	52720	7/12/15	12,938	08/20/15	12,938	3/4"	500	500	75	75	250	350				14,738
5	322 Adam Court	24	E	TM				12,938	02/28/18	12,938	3/4"	500	500	75	75	250	350				14,738
5	284 Adam Court	15	E	TM	7/29/15	53156	7/29/15	12,938	08/03/15	12,938	3/4"	500	500	75	75	250	350				14,738
5	268 Adam Court	76	E	TM	7/24/17	43819	7/24/17	12,938	08/23/17	12,938	3/4"	500	500	75	75	250	350				14,738
5	254 Adam Court	77	E	TM	10/18/18	48838	10/18/18	12,938	11/20/18	12,938	3/4"	500	500	75	75	250	350				14,738
5	240 Adam Court	78	E	TM	5/23/15	51543	5/23/15	12,938	07/15/15	12,938	3/4"	500	500	75	75	250	350				14,738
5	216 Adam Court	79	E	TM	3/23/18	48143	3/23/18	12,938	04/17/18	12,938	3/4"	500	500	75	75	250	350				14,738
5	214 Adam Court	80	E	TM	4/25/19	51200	4/25/19	12,938	05/14/19	12,938	3/4"	500	500	75	75	250	350				14,738
5	200 Adam Court	81	E	TM	8/22/17	44656	8/22/17	12,938	10/12/17	12,938	3/4"	500	500	75	75	250	350				14,738
5	186 Adam Court	82	E	TM	12/7/17	44675	12/7/17	12,938	01/18/18	12,938	3/4"	500	500	75	75	250	350				14,738
5	172 Adam Court	83	E	TM	7/24/17	43818	7/24/17	12,938	08/23/17	12,938	3/4"	500	500	75	75	250	350				14,738
5	160 Adam Court	84	E	TM	12/7/17	44856	12/7/17	12,938	01/18/18	12,938	3/4"	500	500	75	75	250	350				14,738
<b>Subtotal Section 5</b>								<b>\$ 373,450</b>	<b>\$ 373,450</b>	<b>\$ -</b>	<b>\$ 12,500</b>	<b>\$ 12,500</b>	<b>\$ 1,875</b>	<b>\$ 1,875</b>	<b>\$ 6,250</b>	<b>\$ 6,250</b>	<b>\$ -</b>	<b>\$ 1,750</b>	<b>\$ -</b>	<b>\$ -</b>	<b>\$ 388,810</b>
<b>374 Water Drive - Impaction Station Phase 2 B</b>																					
				TM	7/21/16	40999	8/16/16					1,500									1,500
	Woodhill Park - Water Meter											500									500
	383 Delraye			WHA	9/25/18	24134	9/25/18	12,938	10/16/18	12,938	3/4"	500	500	75	75	250	350				14,738
	Lot 2, Block 1225			WHA	11/29/21	41410	11/29/21	12,938	03/16/23	12,938	3/4"	500	500	75	75	250	350				14,738
	323 Delraye			G3B	4/9/13	2355	4/9/13	12,938	05/21/13	12,938	3/4"	500	500	75	75	250	350				14,738
	367 Delraye			WHA	3/29/21	42002	3/29/21	12,938		12,938	3/4"	500	500	75	75	250	350				14,738
	402 Delraye			WHA	4/1/20	41120	4/1/20	12,938	09/15/20	12,938	3/4"	500	500	75	75	250	350				14,738
	422 Delraye			WHA	9/2/20	40671	9/2/20	12,938	09/15/20	12,938	3/4"	500	500	75	75	250	350				14,738
	427 Delraye			AZ	9/2/20	1003	9/2/20	12,938	09/15/20	12,938	3/4"	500	500	75	75	250	350				14,738
	447 Delraye			WHA	12/10/19	35128	12/10/19	12,938	01/21/20	12,938	3/4"	500	500	75	75	250	350				14,738
	443 Delraye			WHA	4/1/20	41120	4/1/20	12,938	09/15/20	12,938	3/4"	500	500	75	75	250	350				14,738
	480 Delraye			WHA	2/5/21	23521	2/5/21	12,938		12,938	3/4"	500	500	75	75	250	350				14,738
	378 Delraye			WHA	2/5/21	23521	2/5/21	12,938		12,938	3/4"	500	500	75	75	250	350				14,738
	500 Delraye			WHA	2/5/21	23521	2/5/21	12,938		12,938	3/4"	500	500	75	75	250	350				14,738
	1033 Lakeside			Landart																	50
	1133 Lakeside			Landart																	50
	1359 Lakeside			Landart																	50
	1375 Lakeside			Landart																	50
	3127 Reunion			Landart																	50
	205 Tifanie Way			WHA	10/28/20			12,938	11/21/20	12,938	3/4"	500	500	75	75	250	350				14,738
	183 Tifanie Way			G3B	4/3/19	2354	4/3/19	12,938	05/21/19	12,938	3/4"	500	500	75	75	250	350				14,738
	103 Tifanie Way			Landart	1/11/19	1291	1/11/19	12,938	02/18/19	12,938	3/4"	500	500	75	75	250	350				14,738
	1818 Lakeside (Contracted Duplicate)																				0
<b>TOTALS</b>								<b>\$ 4,984,680</b>	<b>\$ 4,984,680</b>	<b>\$ -</b>	<b>\$ 215,500</b>	<b>\$ 215,500</b>	<b>\$ 17,625</b>	<b>\$ 17,625</b>	<b>\$ 57,500</b>	<b>\$ 57,500</b>	<b>\$ 8,500</b>	<b>\$ 17,625</b>	<b>\$ -</b>	<b>\$ -</b>	<b>\$ 5,388,810</b>

Reunion Ranch W.C.I.D. Financial Statement		Pay Balance Sheet	
Water Impact Fee		\$ 4,984,680.00	
Impact Fee Payments		(4,984,680.00)	
Impact Fee Payable		\$ 64,800.00	
Pay Balance Statement		2015	2016
Water Impact Fee	\$ 42,500	\$ 50,000	\$ 60,000
Total Impact Fee	30,900	37,950	48,900
Total Backflow Inspect. Ops	150	-	-

## **Debt Service Fund**

**Reunion Ranch Water Control & Improvement District  
Debt Service Schedule**

Due Date	Fiscal Date	Series 2015		Series 2016		Series 2017		Series 2018		Series 2019		Series 2020		Total	
		Interest Rates 1.75% - 4.00%		Interest Rates 3.00% - 4.625%		Interest Rates 2.00% - 3.5%		Interest Rates 2.70% - 4.125%		Interest Rates 2.05% - 3.00%		Interest Rates 3.00% - 2.97%		Principal	Interest
		Principal	Interest	Principal	Interest	Principal	Interest	Principal	Interest	Principal	Interest	Principal	Interest		
2/15/2014	2/15/2014	\$ -	\$ -	\$ -	\$ -	\$ -	\$ -	\$ -	\$ -	\$ -	\$ -	\$ -	\$ -	\$ -	\$ -
8/15/2014	8/15/2014	-	82,975	-	-	-	-	-	-	-	-	-	-	-	82,975
FF 2014	-	-	23,225	-	-	-	-	-	-	-	-	-	-	-	23,225
2/15/2017	2/15/2017	-	43,530	-	-	-	-	-	-	-	-	-	-	-	43,530
8/15/2017	8/15/2017	-	42,530	-	90,114	-	-	-	-	-	-	-	-	-	132,644
FF 2017	-	-	124,460	-	90,114	-	-	-	-	-	-	-	-	-	214,574
2/15/2018	2/15/2018	-	42,530	-	49,414	-	-	-	-	-	-	-	-	-	91,944
8/15/2018	8/15/2018	80,000	42,530	90,000	49,414	-	-	-	-	-	-	-	-	-	172,944
FF 2018	-	20,000	124,460	90,000	129,281	-	133,492	-	-	-	-	-	-	-	377,233
2/15/2019	2/15/2019	-	42,130	-	48,244	-	-	-	-	-	-	-	-	-	90,374
8/15/2019	8/15/2019	85,000	42,130	92,000	48,244	140,000	89,458	-	-	-	-	-	-	-	354,732
FF 2019	-	85,000	124,260	92,000	136,531	140,000	178,919	-	-	-	-	-	-	-	539,710
2/15/2020	2/15/2020	-	41,780	-	46,841	-	-	-	-	-	-	-	-	-	88,621
8/15/2020	8/15/2020	90,000	41,780	93,000	46,841	143,000	88,035	-	-	-	-	-	-	-	357,656
FF 2020	-	90,000	124,560	93,000	131,481	143,000	178,119	-	-	-	-	-	-	-	533,160
2/15/2021	2/15/2021	-	40,368	-	45,415	-	-	-	-	-	-	-	-	-	85,783
8/15/2021	8/15/2021	95,000	40,368	100,000	45,415	150,000	84,809	195,000	94,466	130,000	43,706	-	-	-	608,224
FF 2021	-	95,000	120,535	100,000	130,831	150,000	173,216	195,000	168,931	130,000	124,413	-	-	-	772,901
2/15/2022	2/15/2022	-	39,000	-	43,914	-	-	-	-	-	-	-	-	-	82,914
8/15/2022	8/15/2022	100,000	39,000	105,000	43,914	155,000	83,109	195,000	91,843	135,000	42,406	-	-	-	617,272
FF 2022	-	100,000	118,160	105,000	127,831	155,000	170,319	195,000	163,646	135,000	124,813	-	-	-	739,770
2/15/2023	2/15/2023	-	37,700	-	42,411	-	-	-	-	-	-	-	-	-	80,111
8/15/2023	8/15/2023	105,000	37,700	110,000	42,411	165,000	82,599	195,000	89,163	140,000	41,056	100,000	81,713	-	657,042
FF 2023	-	105,000	115,410	110,000	124,481	165,000	167,119	195,000	178,202	140,000	122,113	100,000	163,425	-	819,600
2/15/2024	2/15/2024	-	36,120	-	40,879	-	-	-	-	-	-	-	-	-	77,000
8/15/2024	8/15/2024	110,000	36,120	115,000	40,879	170,000	81,909	195,000	84,176	145,000	39,656	100,000	80,713	-	638,237
FF 2024	-	110,000	112,260	115,000	121,381	170,000	168,819	195,000	172,316	145,000	119,313	100,000	141,425	-	799,514
2/15/2025	2/15/2025	-	34,425	-	38,948	-	-	-	-	-	-	-	-	-	73,373
8/15/2025	8/15/2025	115,000	34,425	120,000	38,948	180,000	79,358	195,000	83,353	150,000	38,206	100,000	79,713	-	617,922
FF 2025	-	115,000	108,850	120,000	117,931	180,000	158,219	195,000	146,506	150,000	116,412	100,000	109,425	-	645,000
2/15/2026	2/15/2026	-	32,828	-	37,013	-	-	-	-	-	-	-	-	-	70,841
8/15/2026	8/15/2026	120,000	32,828	125,000	37,013	190,000	78,458	195,000	80,328	155,000	37,478	100,000	78,713	-	600,274
FF 2026	-	120,000	120,255	125,000	114,025	190,000	153,319	195,000	146,506	155,000	114,412	100,000	109,425	-	627,814
2/15/2027	2/15/2027	-	30,148	-	34,819	-	-	-	-	-	-	-	-	-	65,967
8/15/2027	8/15/2027	130,000	30,148	135,000	34,819	195,000	77,809	200,000	77,281	160,000	35,158	110,000	77,443	-	589,458
FF 2027	-	130,000	121,333	135,000	109,838	195,000	147,819	200,000	134,543	160,000	110,813	110,000	103,713	-	618,913
2/15/2028	2/15/2028	-	28,463	-	32,468	-	-	-	-	-	-	-	-	-	60,931
8/15/2028	8/15/2028	135,000	28,463	140,000	32,468	200,000	76,881	200,000	73,281	165,000	34,558	115,000	74,543	-	590,274
FF 2028	-	135,000	121,808	140,000	109,813	200,000	141,781	200,000	142,543	165,000	103,713	115,000	103,713	-	620,287
2/15/2029	2/15/2029	-	26,811	-	30,904	-	-	-	-	-	-	-	-	-	57,715
8/15/2029	8/15/2029	140,000	26,811	145,000	30,904	205,000	75,809	200,000	72,281	170,000	33,158	120,000	73,413	-	570,500
FF 2029	-	140,000	122,611	145,000	109,813	205,000	138,413	200,000	139,543	170,000	103,025	120,000	103,025	-	600,250
2/15/2030	2/15/2030	-	25,113	-	29,376	-	-	-	-	-	-	-	-	-	54,489
8/15/2030	8/15/2030	145,000	25,113	150,000	29,376	210,000	74,809	200,000	71,281	175,000	31,700	125,000	74,413	-	560,400
FF 2030	-	145,000	123,021	150,000	109,813	210,000	138,413	200,000	139,543	175,000	102,025	125,000	102,025	-	590,250
2/15/2031	2/15/2031	-	23,415	-	27,778	-	-	-	-	-	-	-	-	-	51,193
8/15/2031	8/15/2031	150,000	23,415	155,000	27,778	215,000	73,809	200,000	70,281	180,000	29,281	130,000	72,813	-	540,400
FF 2031	-	150,000	124,231	155,000	109,813	215,000	138,413	200,000	139,543	180,000	99,443	130,000	99,443	-	570,250
2/15/2032	2/15/2032	-	21,717	-	26,080	-	-	-	-	-	-	-	-	-	47,797
8/15/2032	8/15/2032	155,000	21,717	160,000	26,080	220,000	72,809	200,000	69,281	185,000	27,700	135,000	71,813	-	520,400
FF 2032	-	155,000	125,441	160,000	109,813	220,000	138,413	200,000	139,543	185,000	97,943	135,000	97,943	-	550,250
2/15/2033	2/15/2033	-	20,020	-	24,383	-	-	-	-	-	-	-	-	-	44,403
8/15/2033	8/15/2033	160,000	20,020	165,000	24,383	225,000	71,809	200,000	68,281	190,000	26,600	140,000	70,813	-	510,400
FF 2033	-	160,000	126,651	165,000	109,813	225,000	138,413	200,000	139,543	190,000	96,000	140,000	96,000	-	540,250
2/15/2034	2/15/2034	-	18,323	-	22,686	-	-	-	-	-	-	-	-	-	41,009
8/15/2034	8/15/2034	165,000	18,323	170,000	22,686	230,000	70,809	200,000	67,281	195,000	25,400	145,000	69,813	-	500,400
FF 2034	-	165,000	127,861	170,000	109,813	230,000	138,413	200,000	139,543	195,000	94,600	145,000	94,600	-	530,250
2/15/2035	2/15/2035	-	16,625	-	21,089	-	-	-	-	-	-	-	-	-	37,714
8/15/2035	8/15/2035	170,000	16,625	175,000	21,089	235,000	69,809	200,000	66,281	200,000	24,200	150,000	68,813	-	490,400
FF 2035	-	170,000	129,071	175,000	109,813	235,000	138,413	200,000	139,543	200,000	92,800	150,000	92,800	-	520,250
2/15/2036	2/15/2036	-	14,928	-	19,492	-	-	-	-	-	-	-	-	-	34,420
8/15/2036	8/15/2036	175,000	14,928	180,000	19,492	240,000	68,809	200,000	65,281	205,000	23,000	155,000	67,813	-	480,400
FF 2036	-	175,000	130,281	180,000	109,813	240,000	138,413	200,000	139,543	205,000	90,600	155,000	90,600	-	510,250
2/15/2037	2/15/2037	-	13,230	-	17,794	-	-	-	-	-	-	-	-	-	31,024
8/15/2037	8/15/2037	180,000	13,230	185,000	17,794	245,000	67,809	200,000	64,281	210,000	21,800	160,000	66,813	-	470,400
FF 2037	-	180,000	131,491	185,000	109,813	245,000	138,413	200,000	139,543	210,000	88,400	160,000	88,400	-	500,250
2/15/2038	2/15/2038	-	11,532	-	16,096	-	-	-	-	-	-	-	-	-	27,628
8/15/2038	8/15/2038	185,000	11,532	190,000	16,096	250,000	66,809	200,000	63,281	215,000	20,600	165,000	65,813	-	460,400
FF 2038	-	185,000	132,701	190,000	109,813	250,000	138,413	200,000	139,543	215,000	86,200	165,000	86,200	-	490,250

Reunion Ranch W.C.I.D. - DSF  
Adjustments Journal

March 2021

Date	Num	Memo	Account	Debit	Credit
03/31/2021	3.1	Record Tax Collections	1150 · A/R - Property Taxes	3,454.86	
		Record Tax Collections	2740 · Deferred Revenue-Property Taxes		3,454.86
		Record Tax Collections	1150 · A/R - Property Taxes		23,133.28
		Record Tax Collections	2740 · Deferred Revenue-Property Taxes	23,133.28	
		Record Tax Collections	4320 · Property Taxes		23,133.28
		Record Tax Collections	4331 · Penalties & Interest-Tax Accts.		1,312.34
		Record Tax Collections	2171 · Due to General Fund		5,057.72
		Record Tax Collections	1106 · Texpool Tax Account	29,503.34	
				56,091.48	56,091.48
03/31/2021	3.2	Record Hays Central Appraisal District - 2nd Quarter 2021 ...	6330 · Tax Appraisal/Collector Fees	2,892.19	
		Record Hays Central Appraisal District - 2nd Quarter 2021 ...	2171 · Due to General Fund		2,892.19
				2,892.19	2,892.19
TOTAL				58,983.67	58,983.67

See Accountant's Report.

Reunion Ranch W.C.I.D. - DSF  
General Ledger  
As of March 31, 2021

Type	Date	Num	Memo	Amount	Balance
1106 · Texpool Tax Account					642,466.92
Transfer	03/16/2021		Funds Transfer	(72,188.42)	570,278.50
Transfer	03/16/2021		Funds Transfer	(330,000.00)	240,278.50
General Jour...	03/31/2021	3.1	Record Tax Collections	29,503.34	269,781.84
Deposit	03/31/2021		Interest	6.29	269,788.13
Total 1106 · Texpool Tax Account				(372,678.79)	269,788.13
1115 · TexPool Debt Service					1,701,253.81
Transfer	03/16/2021		Funds Transfer	330,000.00	2,031,253.81
Deposit	03/31/2021		Interest	29.10	2,031,282.91
Total 1115 · TexPool Debt Service				330,029.10	2,031,282.91
1150 · A/R - Property Taxes					53,393.15
General Jour...	03/31/2021	3.1	Record Tax Collections	3,454.86	56,848.01
General Jour...	03/31/2021	3.1	Record Tax Collections	(23,133.28)	33,714.73
Total 1150 · A/R - Property Taxes				(19,678.42)	33,714.73
2171 · Due to General Fund					(108,805.73)
Transfer	03/16/2021		Funds Transfer	72,188.42	(36,617.31)
General Jour...	03/31/2021	3.1	Record Tax Collections	(5,057.72)	(41,675.03)
General Jour...	03/31/2021	3.2	Record Hays Central Appraisal Distric...	(2,892.19)	(44,567.22)
Total 2171 · Due to General Fund				64,238.51	(44,567.22)
2740 · Deferred Revenue-Property Taxes					(53,393.15)
General Jour...	03/31/2021	3.1	Record Tax Collections	(3,454.86)	(56,848.01)
General Jour...	03/31/2021	3.1	Record Tax Collections	23,133.28	(33,714.73)
Total 2740 · Deferred Revenue-Property Taxes				19,678.42	(33,714.73)
3000 · Reserved for Debt Service					(999,046.74)
Total 3000 · Reserved for Debt Service					(999,046.74)
Property Tax					(1,609,491.36)
4320 · Property Taxes					(1,608,604.44)
General Jour...	03/31/2021	3.1	Record Tax Collections	(23,133.28)	(1,631,737.72)
Total 4320 · Property Taxes				(23,133.28)	(1,631,737.72)
4331 · Penalties & Interest-Tax Accts.					(886.92)
General Jour...	03/31/2021	3.1	Record Tax Collections	(1,312.34)	(2,199.26)
Total 4331 · Penalties & Interest-Tax Accts.				(1,312.34)	(2,199.26)
Total Property Tax				(24,445.62)	(1,633,936.98)
5391 · Interest on Temp Investments					(503.56)
Deposit	03/31/2021		Interest	(6.29)	(509.85)
Deposit	03/31/2021		Interest	(29.10)	(538.95)
Total 5391 · Interest on Temp Investments				(35.39)	(538.95)
6330 · Tax Appraisal/Collector Fees					2,662.27
General Jour...	03/31/2021	3.2	Record Hays Central Appraisal Distric...	2,892.19	5,554.46
Total 6330 · Tax Appraisal/Collector Fees				2,892.19	5,554.46

See Accountants' Report.

Reunion Ranch W.C.I.D. - DSF  
 General Ledger  
 As of March 31, 2021

Type	Date	Num	Memo	Amount	Balance
7360			Bond Interest Expense		370,464.39
Total 7360			Bond Interest Expense		370,464.39
7363			Fiscal Agent Fees		1,000.00
Total 7363			Fiscal Agent Fees		1,000.00
TOTAL				0.00	0.00

See Accountants' Report.

## **Capital Projects Fund**

Reunion Ranch W.C.I.D.-CPF  
Adjustments Journal

January 2021

Date	Num	Memo	Account	Debit	Credit
01/19/2021	1.1	Record Murfee Engineering - Bond Application No. 6 Record Murfee Engineering - Bond Application No. 6	9105 · Bond Issue Exp 2105 · Due to GF	1,825.79	1,825.79
				1,825.79	1,825.79
01/31/2021	1.2	Record Murfee Engineering - Bond Application Report No. 6 Record Murfee Engineering - Bond Application Report No. 6	9105 · Bond Issue Exp 2105 · Due to GF	250.00	250.00
				250.00	250.00
TOTAL				2,075.79	2,075.79

See Accountants' Report.



**Reunion Ranch W.C.I.D.-CPF  
General Ledger  
As of March 31, 2021**

Type	Date	Num	Adj	Name	Memo	Split	Debit	Credit	Balance
<b>1150 · Texpool - SR2015 Capital Proj.</b>									0.00
Total 1150 · Texpool - SR2015 Capital Proj.									0.00
<b>1151 · TexPool - SR2016 Capital Proj</b>									0.00
Total 1151 · TexPool - SR2016 Capital Proj									0.00
<b>1152 · TexPool - SR2017 Capital Projec</b>									6.56
Total 1152 · TexPool - SR2017 Capital Projec									6.56
<b>1153 · TexPool - SR2018 Capital Projec</b>									1,361.12
Total 1153 · TexPool - SR2018 Capital Projec									1,361.12
<b>1154 · TexPool - SR2019 Cap Project</b>									3,739.05
Total 1154 · TexPool - SR2019 Cap Project									3,739.05
<b>1155 · TexPool - SR2020 Cap Projects</b>									2,264,337.59
Deposit	03/31/2021				Interest	4050 · Interest ...	36.04		2,264,373.63
Total 1155 · TexPool - SR2020 Cap Projects							36.04	0.00	2,264,373.63
<b>1171 · Due from General Fund</b>									0.00
Total 1171 · Due from General Fund									0.00
<b>1305 · Prepaid Bond Issue Costs</b>									0.00
Total 1305 · Prepaid Bond Issue Costs									0.00
<b>20000 · Accounts Payable</b>									0.00
Total 20000 · Accounts Payable									0.00
<b>2105 · Due to GF</b>									-6,492.30
Total 2105 · Due to GF									-6,492.30
<b>2115 · Due to Developer</b>									0.00
Total 2115 · Due to Developer									0.00
<b>24000 · Payroll Liabilities</b>									0.00
Total 24000 · Payroll Liabilities									0.00
<b>30000 · Opening Balance Equity</b>									0.00
Total 30000 · Opening Balance Equity									0.00
<b>3200 · Fund Balance</b>									-448,822.32
Total 3200 · Fund Balance									-448,822.32
<b>4050 · Interest Income</b>									-422.05
Deposit	03/31/2021				Interest	1155 · TexPool...		36.04	-458.09
Total 4050 · Interest Income							0.00	36.04	-458.09
<b>66000 · Payroll Expenses</b>									0.00
Total 66000 · Payroll Expenses									0.00
<b>7000 · Bond Proceeds</b>									-7,050,000.00
Total 7000 · Bond Proceeds									-7,050,000.00
<b>8000 · BAN Proceeds</b>									0.00
Total 8000 · BAN Proceeds									0.00
<b>8050 · Bond Premium</b>									-52,636.85
Total 8050 · Bond Premium									-52,636.85
<b>8100 · Bond Discount</b>									99,516.20
Total 8100 · Bond Discount									99,516.20
<b>8500 · Interest Expense</b>									218,917.00
Total 8500 · Interest Expense									218,917.00
<b>9000 · Capital Outlay - Infrastructure</b>									4,459,341.00
Total 9000 · Capital Outlay - Infrastructure									4,459,341.00
<b>9100 · BAN Expenses</b>									0.00
Total 9100 · BAN Expenses									0.00
<b>9105 · Bond Issue Exp</b>									405,405.00
Total 9105 · Bond Issue Exp									405,405.00
<b>9106 · Bond Insurance Premium</b>									105,750.00
Total 9106 · Bond Insurance Premium									105,750.00
<b>9200 · PY Operating Costs</b>									0.00
Total 9200 · PY Operating Costs									0.00
<b>No acct</b>									0.00
Total no acct									0.00
<b>TOTAL</b>							<b>36.04</b>	<b>36.04</b>	<b>0.00</b>

See Accountants' Report.

## **Expenditures to be Approved**

**Reunion Ranch W.C.I.D.  
Director Fees  
May 18, 2021**

Date	Num	Source Name	Payroll Item	Amount
05/18/2021	1707	Dennis Daniel	Director Fees	150.00
		Dennis Daniel	Social Security Employee	(9.30)
		Dennis Daniel	Medicare Employee	(2.18)
				138.52
05/18/2021	1708	Nathan Neese	Director Fees	150.00
		Nathan Neese	Social Security Employee	(9.30)
		Nathan Neese	Medicare Employee	(2.17)
				138.53
05/18/2021	1709	Ron Meyer	Director Fees	150.00
		Ron Meyer	Social Security Employee	(9.30)
		Ron Meyer	Medicare Employee	(2.17)
				138.53
05/18/2021	1710	Theresa Purdy	Director Fees	150.00
		Theresa Purdy	Social Security Employee	(9.30)
		Theresa Purdy	Medicare Employee	(2.18)
				138.52
05/18/2021	1711	Thomas J. Rogers	Director Fees	150.00
		Thomas J. Rogers	Social Security Employee	(9.30)
		Thomas J. Rogers	Medicare Employee	(2.17)
				138.53
TOTAL				692.63

Aquatic Features, Inc.

6611 Burnet Lane  
Austin, TX 78757



# Invoice

Date	Invoice #
5/6/2021	202105360

<b>Bill To</b>
Reunion Ranch MUD c/o Inframark 14050 Summit Drive Austin TX 78728

<b>Info</b>

P.O. No.	Terms	Project

Quantity	Description	Rate	Amount
1	Professional Service Lake: Invoice is for work done in preceding month from invoice date.	680.00	680.00
1	Lake Chemical budget: growth inhibitors: Sonar One	95.00	95.00
6	Pond dye	15.00	90.00
1	Beneficial-engineered microbes to help digest sulfur smell, digestion of leaf/ plant material reduce sludge.	15.00	15.00
15	4/13/2021 algaejacksdawcopper sulfate5lbs	6.00	90.00
	4/13/2021 algaerr blydcopper sulfate5lbs		
	4/13/2021 algaemary elliscopper sulfate5lbs		
	Travis sales tax	8.25%	0.00
By/Date Received: <u>10/4/30-21</u> By/Date Posted: <u>13/2/1-21</u> Approved for Payment: _____ Hand Delivered to: _____ Mailed By/Date: _____ GL#: <u>6650</u>			
<b>Total</b>			\$970.00

<b>Phone #</b>
(512) 301-3199

<b>E-mail</b>	<b>Web Site</b>
scott@aquaticfeaturesinc.com	aquaticfeaturesinc.com

# Invoice



Date	Invoice #
4/30/2021	10335

Bill To
Reunion Ranch WCID PO Box 2445 Round Rock, TX 78680

Description	Amount
Monthly Accounting Services - Meeting	2,000.00
By/Date Received: <u>02 5-4-21</u> By/Date Posted: <u>02 5-4-21</u> Approved for Payment: _____ Hand Delivered to: _____ Mailed By/Date: _____ GL#: <u>10333</u>	
Thank you for your business!	<b>Total</b> \$2,000.00

PO Box 2445 • Round Rock, TX • 78680  
Phone (512) 733-0700 • Fax (512) 733-0704



Inframark, LLC  
 2002 West Grand Parkway North  
 Suite 100  
 Katy, TX 77449

Invoice: 62457  
 Invoice Date: 4/8/2021  
 Due Date: 5/8/2021  
 Terms: Net 30  
 Project ID: RRWCID  
 PO #:

Bill To:  
 Reunion Ranch WCID  
 Bott & Douthitt  
 PO Box 2445  
 Round Rock TX 78680  
 United States

Sales Description	Quantity	Units	Rate	Amount
<b>Operations Services for the Month of: March 2021</b>				
<b>Operations Charges</b>				
Wastewater Treatment Plant(s) and Sub-Surface Drip Irrigation Facilities.	1	Ea	\$3,000.00	\$3,000.00
Lift Stations	1	Ea	\$500.00	\$500.00
Stormwater System	1	Ea	\$500.00	\$500.00
Management	1	Ea	\$500.00	\$500.00
Connections - Residential	487	Ea	\$5.00	\$2,435.00
Connections - Commercial Units	17	Ea	\$5.00	\$85.00
<b>Total Operations Charges</b>				<b>\$7,020.00</b>
<b>Administration Charges</b>				
Postage	1	Ea	\$113.96	\$113.96
Stationary	1	Ea	\$60.20	\$60.20
Delinquent Letters	10	Ea	\$7.50	\$75.00
Confidentiality Letters	9	Ea	\$10.00	\$90.00
Service Transfers	9	Ea	\$9.50	\$85.50
Returned Check/Payment	1	Ea	\$10.00	\$10.00
Builder Billings	11	Ea	\$15.00	\$165.00
<b>Total Administration Charges</b>				<b>\$599.66</b>

**Subtotal** \$7,619.66  
**Tax (0%)** \$0.00  
**Total Due** \$7,619.66

By/Date Received: 4-30-21  
 By/Date Posted: 4-21-21  
 Approved for Payment: \_\_\_\_\_  
 Items Delivered to: \_\_\_\_\_  
 Received By/Date: \_\_\_\_\_  
 \_\_\_\_\_



Inframark, LLC  
 2002 West Grand Parkway North  
 Suite 100  
 Katy, TX 77449

Invoice: 63345  
 Invoice Date: 5/6/2021  
 Due Date: 6/5/2021  
 Terms: Net 30  
 Project ID: RRWCID  
 PO #:

Bill To:  
 Reunion Ranch WCID  
 Bott & Douthitt  
 PO Box 2445  
 Round Rock TX 78680  
 United States

Sales Description	Quantity	Units	Rate	Amount
<b>Operations Services for the Month of: April 2021</b>				
<b>Operations Charges</b>				
Wastewater Treatment Plant(s) and Sub-Surface Drip Irrigation Facilities.	1	Ea	\$3,000.00	\$3,000.00
Lift Stations	1	Ea	\$500.00	\$500.00
Stormwater System	1	Ea	\$500.00	\$500.00
Management	1	Ea	\$500.00	\$500.00
Connections - Residential	489	Ea	\$5.00	\$2,445.00
Connections - Commercial Units	17	Ea	\$5.00	\$85.00
<b>Total Operations Charges</b>				<b>\$7,030.00</b>
<b>Administration Charges</b>				
Postage	1	Ea	\$173.64	\$173.64
Stationary	1	Ea	\$91.18	\$91.18
Delinquent Letters	17	Ea	\$7.50	\$127.50
Confidentiality Letters	15	Ea	\$10.00	\$150.00
Service Transfers	15	Ea	\$9.50	\$142.50
Returned Check/Payment	4	Ea	\$10.00	\$40.00
<b>Total Administration Charges</b>				<b>\$724.82</b>
			<b>Subtotal</b>	<b>\$7,754.82</b>
			<b>Tax (0%)</b>	<b>\$0.00</b>
			<b>Total Due</b>	<b>\$7,754.82</b>

By Date Received: JB 5-6-21  
 By Date Posted: 7-5-21  
 Approved for Payment: \_\_\_\_\_  
 Hand Delivered to: \_\_\_\_\_ 1 of 2  
 Mailed By Date: \_\_\_\_\_  
 SL# 130

ESSENTIAL



ENGINEERED PROCESS EQUIPMENT

PO Box 127  
Belton, TX 76513

Date	Invoice #
4/30/2021	12396

**Bill To**

Reunion Ranch WCID  
c/o Bott & Douthitt, P.L.L.C.  
P.O. Box 2445  
Round Rock, TX 78680

**Ship To**

Reunion Ranch WCID  
100 Jayne Cove  
Austin, TX

S O. No.	P.O. No.	Terms	Project
	Jesse Kennis	Due on receipt	5537

Description	Ordered	Rate	Amount
ECS VI-1M-500 FRP Odor Control Unit Delivered to Reunion Ranch WCID			
Rental-System Fee - 4/15-5/14/21		600.00	600.00
Subtotal			600.00
Sales Tax		8.25%	0.00

By/Date Received: 4/30/21  
 By/Date Posted: 4/30/21  
 Approved for Payment: \_\_\_\_\_  
 Hand Delivered to: \_\_\_\_\_  
 Mailed By/Date: \_\_\_\_\_  
 GL#: 1200

Thank you for your business.

<b>Total</b>	USD 600.00
--------------	------------

Phone #
254.933.2270

<b>Payments/Credits</b>	USD 0.00
<b>Balance Due</b>	USD 600.00





Lower Colorado River Authority  
 Questions for firm raw water service, call (512) 730-6757  
 www.lcra.org

Previous Balance	\$3,039.72
Payments	\$(3,039.72)
Credits / Adjustments	\$0.00
Balance Forward	\$0.00
Current Charges	\$3,539.70
Account Balance	\$3,539.70



REUNION RANCH WCID  
 C/O BOTT & DOUTHITT, PLLC  
 ATTN: LISA WALD  
 PO BOX 2445  
 ROUND ROCK TX 78680-2445

By/Date Received: 02/5/21  
 By/Date Posted: 05/30/21  
 Approved for Payment: \_\_\_\_\_  
 Hand Delivered to: \_\_\_\_\_  
 Mailed By/Date: \_\_\_\_\_  
 GL#: 605 4250

Service Address:  
 Account Type: Raw Firm (PUA)  
 Contract: 800-018-8425-B

Account	Customer	Statement Date	Due Date
00548605	00602793	04/30/21	05/30/21

Service From	Service to	Meter	Days	Previous Read	Current Read	Use (Gal)
03/03/21	04/08/21	66514301	36	147665.00	154032.00	6,367,000.00
03/03/21	04/08/21	LOSS-RR	36	147665.00	154032.00	38,202.00

**BILLING DETAILS**

Transaction Description	Consumption	Rate	Amount
Previous Balance			\$3,039.72
Payment - Thank You			\$(3,039.72)
<b>Balance Forward</b>			<b>\$0.00</b>
<b>Raw Water</b>			
Monthly Reservation Fee	29.17	\$72.50	\$2,114.58
Raw Water - Firm	19.66	\$72.50	\$1,425.12
<b>Current Charges</b>			<b>\$3,539.70</b>
<b>Account Balance</b>			<b>\$3,539.70</b>

MAQ = 350.00 AF

Consumption History	
Month	Use (AF)
Jan 2021	17.14
Feb 2021	12.12
Mar 2021	12.74
Apr 2021	19.66
<b>TOTAL</b>	<b>61.66</b>

1 AF = 325,851 gallons

LCRA is offering water conservation rebates, including mulch/compost and irrigation evaluations. To get more detailed information and see how to apply, check out WaterSmart.org.

**PAYMENT OPTIONS**

Mail:  
 PO Box 301589  
 Dallas, TX 75303-1589

Online:  
[lcra.org/paywaterbill](http://lcra.org/paywaterbill)

In Person:  
 Local HEB  
 (HEB charges a fee)

ACH:  
 JPMorgan Chase Bank of Texas  
 ABA #111-000-614  
 Account #09922872675

Wire:  
 JPMorgan Chase Bank of Texas  
 ABA #021-000-021  
 Account #09922872675

Accounts may be subject to penalty charges if payment is not received by the due date

Return this portion with your payment. Allow 5 days by mail.



Account	Customer	Statement Date	Due Date	Account Balance
00548605	00602793	04/30/21	05/30/21	\$3,539.70



REUNION RANCH WCID  
 C/O BOTT & DOUTHITT, PLLC  
 ATTN: LISA WALD  
 PO BOX 2445  
 ROUND ROCK TX 78680-2445

Remit To:  
 LCRA  
 PO Box 301589  
 Dallas, TX 75303-1589



**SOMMERS**  
MARKETING

**5900 Southwest Parkway  
Suite 5-520  
Austin, TX 78735  
512-330-0500**

4/30/2021

**Reunion Ranch  
Jeniffer Concienne  
Willatt & Flickinger, PLLC  
12912 Hill Country Blvd., Suite F-232  
Austin, TX 78738**

Job Code	Invoice #	Terms
	7315	

Description	Amount
April Website Edits	550.00
Edits to site to post newest status update from April 2 regarding spillage in the SBR structure	
Edits to site to add minutes from Jan 19, Feb 16 and Mar 2 meetings	
Edits to site to post newest status update from April 9 regarding decant valve and overflow piping work for SBR 2	
Edits to site to post agenda and agenda package for April 20 Board meeting	
Edits to site to add supplement to agenda package for April 20 Board meeting	
Edits to site to post newest status update from April 16 regarding effluent lift station spills	
Edits to site to add recording from April Board meeting	
Edits to site to post newest status update from April 23 regarding excavation complete for new lift station	
Edits to site to add video link from April Board meeting	
Edits to site to add information to Election page regarding Director's election will full details	
Edits to site to post newest status update from April 30	
E-Mail Marketing Project	750.00
Set up of edited email content, importing of new contacts from website and distribution of Constant Contact distribution for April 2 status update	
Set up of edited email content, importing of new contacts from website and distribution of Constant Contact distribution for April 9 status update	
Set up of edited email content, importing of new contacts from website and distribution of Constant Contact distribution for April 16 status update	
Set up of edited email content, importing of new contacts from website and distribution of Constant Contact distribution for April 23 status update	
Set up of edited email content, importing of new contacts from website and distribution of Constant Contact distribution for April 30 status update	

The stated price includes Texas sales or use taxes, if applicable

By/Date Received: \_\_\_\_\_

By/Date Posted: \_\_\_\_\_

Approved for Payment: \_\_\_\_\_

Hand Delivered to: \_\_\_\_\_

Mailed By/Date: \_\_\_\_\_

GL# \_\_\_\_\_

<b>Total</b>
<b>Payments/Credits</b>
<b>Balance Due</b>

For inquiries, please email [asommers@sommersmarketing.com](mailto:asommers@sommersmarketing.com)



**SOMMERS**  
MARKETING

**5900 Southwest Parkway  
Suite 5-520  
Austin, TX 78735  
512-330-0500**

4/30/2021

**Reunion Ranch  
Jeniffer Concienne  
Willatt & Flickinger, PLLC  
12912 Hill Country Blvd., Suite F-232  
Austin, TX 78738**

Job Code	Invoice #	Terms
	7315	

Description	Amount
Sales Tax - 8.25%	0.00

The stated price includes Texas sales or use taxes, if applicable

<b>Total</b>	\$1,300.00
<b>Payments/Credits</b>	\$0.00
<b>Balance Due</b>	\$1,300.00

**Please remit payment to:**

**Sommers Marketing + Public Relations  
5900 Southwest Parkway, Suite 5-520  
Austin, TX 78735**

**ILLATT & LICKINGER, PLLC**  
**ATTORNEYS AT LAW**

12912 HILL COUNTRY BLVD., SUITE F-232 • AUSTIN, TEXAS 78738 • (512) 476-6604 • FAX (512) 469-9148

April 30, 2021

Bott & Douthitt, PLLC  
P.O. Box 2445  
Round Rock, Texas 78680-2445

FOR PROFESSIONAL SERVICES RENDERED since the date of last billing in connection with Reunion Ranch WCID:

BILL FLICKINGER

- 04/05/21      Continue revising minutes from last board meeting. (0.2 Hours).
- 04/07/21      Continue revising draft agenda for next board meeting. (0.3 Hours).
- 04/14/21      Continue revising agenda for next board meeting. (0.2 Hours). Continue preparation for next board meeting. (0.5 Hours).
- 04/15/21      Complete preparation for and attend conference with Dennis Daniel and Terri Purdy to review agenda and prepare for next board meeting. (0.9 Hours). Continue revising agenda for next board meeting. (0.3 Hours).
- 04/16/21      Continue preparation for next board meeting. (0.5 Hours)
- 04/17/21      Continue preparation for next board meeting. (0.5 Hours). Review email on effluent spills at wastewater treatment plant. (0.2 Hours).
- 04/20/21      Continue preparation for today's board meeting. (0.5 Hours). Complete preparation for and attend board meeting. (2.5 Hours).
- 04/21/21      Continue revising agenda for next special board meeting. (0.2 Hours). Continue preparation for Monday's special board meeting. (0.5 Hours).
- 04/26/21      Continue preparation for today's special board meeting. (0.5 Hours). Complete preparation for and attend special board meeting. (0.8 Hours).
- 04/27/21      Review and revise letter to TCEQ on proposed Agreed Order. (0.9 Hours)

Attorney BF: 9.5 Hours

By/Date Received: 4-30-21  
By/Date Posted: \_\_\_\_\_  
Approved for Payment: \_\_\_\_\_  
Hand Delivered to: \_\_\_\_\_  
Mailed By/Date: \_\_\_\_\_  
C.L.#: \_\_\_\_\_

April 30, 2021  
Page 2

MATTHEW MCPHAIL

- 03/31/21 Review and send open records clarification to requestor. (0.2 Hours).
- 04/07/21 Email correspondence with Board on cybersecurity training requirements. (0.2 Hours).
- 04/19/21 Continue preparation for upcoming board meeting. (0.6 Hours).
- 04/20/21 Attend board meeting. (2.2 Hours).
- 04/26/21 Complete preparation for and attend special board meeting. (1.1 Hours).

Attorney MM: 4.3 Hours

- 03/31/21 Continue preparing for next board meeting. (0.8 Hours)
- 04/05/21 Receive and review email from Ron Meyer on executed documents. Send courier to retrieve. (0.3 Hours). Receive and review WWTP status update. Arrange to post on District website. (0.4 Hours). Receive and review Acknowledgement of Claim from APR Claims for damage to pumps at lift station. (0.2 Hours). Receive and review Sommers Marketing invoice; forward to Jessica Benson for payment. (0.2 Hours). Receive and review email from Allied Public Risk on information regarding insurance claim. (0.2 Hours). Receive, review and reply to Sandee Stallings on addendum to contract in regarding for last bond issue. Add item to next agenda. (0.4 Hours). Send email to Allison Tyler on insurance claim. Send email to Kristi Hester on same. (0.4 Hours). Receive and review BLX contract addendum for 2020 bonds. Prepare tracking number for Form 1295 and send to Sandee Stallings, along with HB 89 verification. Update database on same. (0.5 Hours). Receive executed minutes. Arrange to post on District website. (0.3 Hours). Continue preparing for next board meeting. (0.6 Hours).
- 04/06/21 Receive and review Form 1295 and HB 89 verification from Sandee Stallings. Acknowledge same with TEC; update database. (0.3 Hours). Continue review of ownership of land within the District. Send email to Mike Moyer on same. (0.7 Hours). Receive and review email from Dennis Daniel on multiple spills at wastewater treatment plant. (0.2 Hours). Send email to Board of Directors providing information on annual cybersecurity training. (0.3 Hours). Receive and review TCEQ proposed Agreed Order on enforcement issues; forward to

April 30, 2021

Page 3

- Dennis Daniel for review. Review file on previous correspondence. Update agenda in connection with same. (1.0 Hour).
- 04/07/21 Receive and review email from Evan Parker on color chart for basin. Review email from Dennis Daniel on same. (0.4 Hours). Receive and review email from Dennis Daniel on proposed TCEQ Agreed Order. (0.2 Hours). Receive, review and respond to Ron Meyer on Inframark contact information. (0.2 Hours). Continue drafting proposed agenda and send to all parties for review. (0.4 Hours).
- 04/08/21 Send proposed Agreed Order to all parties for discussion at board meeting. (0.2 Hours). Receive and review email from Frank Krasovec on construction update. (0.2 Hours). Receive and review pay application for next meeting. (0.2 Hours). Receive and review emails from Dennis Daniel and Kristi Hester on enforcement issues. (0.4 Hours). Continue preparing for next board meeting. (0.6 Hours). Receive, review and respond to Evan Park on odor log. (0.2 Hours).
- 04/12/21 Receive and review WWTP status update from Evan Parker; arrange to post on District website. (0.3 Hours). Receive, review and respond to email from Mike Moyer on pay application. (0.2 Hours). Receive and review email from Dennis Daniel on enforcement fine. (0.2 Hours). Receive and review emails from Evan Parker and Kristi on operations. (0.2 Hours). Receive and review Engineer's Report for agenda package. (0.3 Hours). Review email from HCAD on next board meeting. (0.2 Hours). Receive and review building metrics from Mike Moyer. Send email to Dennis Daniel and Terri Purdy on Zoom meeting. Receive replies. Begin preparing agenda package for next week's board meeting. (1.2 Hours).
- 04/13/21 Follow-up with Mike Moyer on ownership of common areas. (0.2 Hours). Follow-up with Kristi Hester on insurance claim. (0.2 Hours). Receive and review email from Mike Moyer on ownership of common areas and providing plat of same. Continue review of ownership of common areas. (0.4 Hours). Receive and review documentation sent by Kristi Hester in connection with insurance claim. Send email to Allison Tyler at Allied Public Risk providing same. (0.5 Hours).
- 04/14/21 Prepare for conference call with Dennis Daniel and Terri Purdy. Receive, review and respond to Jessica Benson on bookkeeper's report. Review bookkeeper's report. Continue preparing agenda package for next board meeting. (1.0 Hour).
- 04/15/21 Prepare for and participate in Zoom meeting with Dennis Daniel and Terri Purdy. Continue preparing agenda for posting. (1.2 Hours). Arrange to post agenda with Hays County Clerk. Send agenda to Inframark for posting. Continue

April 30, 2021

Page 4

- preparing agenda package. Send email to Kristi Hester on manager's report. Prepare to send to all parties. Arrange to post agenda and agenda package on website. (2.6 Hours).
- 04/16/21 Receive and review email from Ronja Keyes on lockbox access for posting agenda. Respond to same. (0.2 Hours). Receive and review Manager's Report. Arrange to post on District website. (0.5 Hours). Receive and review emails on effluent spill. (0.2 Hours).
- 04/19/21 Review email from Matt Bland on posting board. (0.2 Hours). Receive and review status update to WWTP. Arrange to have same posted to website. Continue preparing for tomorrow's board meeting. (0.9 Hours). Review email on Cybersecurity Compliance Report deadline. (0.2 Hours). Receive and review TCEQ Homeland Security Contact Update Form; forward to Kristi Hester for completion. (0.3 Hours). Receive and review notice of appraised value for directors' lot; send to Diane Duran for payment. (0.4 Hours).
- 04/20/21 Complete preparation for and participate in today's board meeting. Receive and review response to TCEQ letter from Kristi Hester. (4.1 Hours).
- 04/21/21 Draft special meeting agenda for next week's meeting. (0.3 Hours). Receive and review recording of yesterday's board meeting. Arrange for posting on website. (0.2 Hours). Finalize agenda and arrange to post with Hays County Clerk. Send to Inframark for posting within the District. Arrange to post on website. (1.0 Hour).
- 04/22/21 Review action items from Tuesday's board meeting. Prepare execution package for Dennis Daniel and Ron Meyer. (0.7 Hours).
- 04/26/21 Receive and review SEP application. Continue preparing for today's special board meeting. Telephone conference with Tom Rogers on same. (1.1 Hours). Receive and review status update; arrange for status update on WWTP to be posted on District website. (0.2 Hours). Complete preparation and participate in special board meeting. Send email to Andrea Wyatt and Evan Parker on cover letter to TCEQ. (1.2 Hours).
- 04/27/21 Arrange to have video recording of yesterday's meeting posted on website. (0.2 Hours). Review action item from yesterday's meeting. Receive and review draft letter to the TCEQ from Andrea Wyatt. Send email to Terri Purdy on same. Various emails with Andrea Wyatt on cover letter and SEP Application. (2.0 Hours). Begin drafting minutes of special board meeting. (0.5 Hours).

April 30, 2021

Page 5

- 04/28/21 Receive and review attachment to SEP Application from Andrea Wyatt. Prepare package for executed by Terri Purdy and send same to her. Received finalized package and arrange to file with TCEQ. (1.0 Hour). Review Secretary of State website on deadlines for 2022 directors' election. (0.3 Hours). Draft proposed agenda for next board meeting. (0.3 Hours). Review file on current Open Records Request. (0.2 Hours). Send email to Terri Purdy on signage around the irrigation field. (0.2 Hours).
- 04/29/21 Receive and review email from Steven VanLandingham at TCEQ confirming receipt of recent correspondence. Forward email to all parties on same. (0.3 Hours). Receive and review email from Terri Purdy on signage in the District. (0.2 Hours). Send additional information to Karin Dyer for website posting. Receive and review confirmation from Al Sommers. (0.5 Hours). Begin drafting minutes of last regular meeting. (0.7 Hours).

Legal Assistant JC: 36.6 Hours

Attorney BF: 9.5 Hours @ \$325.00 per hour	\$3,087.50
Attorney MM: 4.3 Hours @ \$325.00 per hour	\$1,397.50
Legal Assistant JC: 36.6 Hours @ \$115.00 per hour	\$4,209.00

CLIENT EXPENSES

270 Photocopies @ \$0.20 each	\$54.00
95 Color Photocopies @ \$0.50 each	\$47.50
Hays County Clerk	\$3.00
Total Client Expenses	\$104.50
TOTAL AMOUNT DUE	\$8,798.50



PLEASE REMIT TO:  
 Zane Furr  
 906 Madrone Drive  
 Georgetown, Tx 78628  
 (512) 825-7162

Reunion Ranch MUD  
 P.O. Box 2445  
 Round Rock, Texas 78681  
 ATTN: Mary Bott

Invoice Date  
 4/27/2021  
 Invoice #  
 ZF2021-RR-Apr  
 Customer ID #

RR

Service Date	Description	
4/5/2021	Reunion Ranch Mow Drip Irrigation Fields	\$620.00
4/13/2021	Reunion Ranch Mow Drip Irrigation Fields	\$620.00
4/13/2021	Reunion Ranch Mow WWTP	\$85.00
4/20/2021	Reunion Ranch Mow Drip Irrigation Fields	\$620.00
4/23/2021	Reunion Ranch Mow Drainage Easement 158 Denise Cove	\$85.00
4/23/2021	Reunion Ranch Mow LS #1	\$25.00
4/23/2021	Reunion Ranch Mow LS #2	\$25.00
4/23/2021	Reunion Ranch Mow Drainage Easement 341 Adam Court	\$85.00
4/23/2021	Reunion Ranch Mow Tiffanie Water Detention Pond	\$150.00
4/26/2021	Reunion Ranch Mow Drip Irrigation Fields	\$620.00
4/26/2021	Reunion Ranch Mow Katie Drive Water Detention Pond	\$150.00
4/26/2021	Reunion Ranch Mow Jacksdaw Water Detention Pond	\$250.00
4/26/2021	Reunion Ranch Mow Reunion Blvd Water Detention Pond	\$250.00
4/27/2021	Reunion Ranch Mow Mary Elise Water Detention Pond	\$150.00
<b>TOTAL DUE UPON RECEIPT</b>		<b>\$3,735.00</b>

Date Received: 4/27/21  
 Date Posted: 4/27/21  
 Amount for Payment:  
 delivered to:  
 by date:

All Payments Due Upon Receipt. Late Payment Penalty of 5% Applied to Unpaid Balance After

5/27/2021

**REUNION RANCH W.C.I.D.**  
**LUE Fees Collected**  
**Remittance to West Travis County P.U.A.**  
**3/31/2021**

Sec	Address	Lot	Blk	Meter Size	Water Impact Fee
2	148 Jacksdaw	3	G	3/4"	12,938
3	362 Delayne	16	D	3/4"	12,938

---

**TOTALS** **\$ 25,876**

---

By/Date Received: 3-5-21  
 By/Date Posted: 3-11-21  
 Approved for Payment: \_\_\_\_\_  
 Hand Delivered to: \_\_\_\_\_  
 Mailed By/Date: \_\_\_\_\_  
 GL#: 2126

## **Bookkeeper's Account Expenditures**

REUNION RANCH W.C.I.D. / BOOKKEEPERS ACCOUNT

1701

Date  
4/30/2021

Type  
Bill

Reference  
512-288-5641 04/21

Original Amt.  
159.96

Balance Due  
159.96

4/21/2021  
Discount  
Check Amount

Payment  
159.96  
159.96

First Citizens - Bookke Telephone - April 2021

159.96

[L81064M1B] 8317558



# AT&T

REUNION RANCH  
PO BOX 2445  
ROUND ROCK TX 78680 - 2445

Page 1 of 2  
Account Number 512 288-5641 322 9  
Billing Date Apr 3, 2021

Web Site [att.com](http://att.com)

## Monthly Statement

### Bill-At-A-Glance

Previous Bill	159.83
Payment Received 3-22 Thank you!	159.83CR
Adjustments	.00
Balance	.00
Current Charges	159.96
<b>Total Amount Due</b>	<b>\$159.96</b>
Amount Due in Full By	Apr 28, 2021

### Billing Summary

Online: <a href="http://att.com/myatt">att.com/myatt</a>	Page	
<b>Plans and Services</b>	1	159.96
1 800 321-2000		
<b>Service Changes:</b>		
1 800 321-2000		
<b>Repair Services:</b>		
1 800 286-8313		
<b>Total Current Charges</b>		<b>159.96</b>

### Plans and Services

#### Monthly Service - Apr 3 thru May 2

1. Bus Local Calling Unlimited B Business Line (Measured Rate)	127.00
Caller ID Name Delivery	
Caller ID Number Delivery	
Expanded Local Calling Service	
Touchtone	
Unlimited Local Usage	

#### Additions and Changes to Service

This section of your bill reflects charges and credits resulting from account activity.

Item	Quantity	Monthly Rate	Amount Billed
<b>Activity on Apr 1, 2021</b> (Monthly Charges are Prorated from Apr 1, 2021 through Apr 2, 2021)			
2. Federal Universal Service Fee-	1		.01

#### Surcharges and Other Fees

3. Federal Subscriber Line Charge	0.50
4. 911 Fee	.50
5. State Cost-Recovery Fee	.25
6. Federal Universal Service Fee	2.17
7. Texas Universal Service	4.30
8. Cost Assessment Charge	6.12
<b>Total Surcharges and Other Fees</b>	<b>19.93</b>

#### Taxes

9. Federal	3.13
10. State and Local	9.89
<b>Total Taxes</b>	<b>13.02</b>

#### Total Plans and Services

**159.96**

Amount Subject to Sales Tax: 146.43

### News You Can Use Summary

- PREVENT DISCONNECT
- RATE INCREASE
- COST ASSESSMENT CHRG
- LONG DIST. PROVIDERS
- FEE DESCRIPTIONS
- STILL GETTING PAPER?

See "News You Can Use" for additional information

By/Date Received: 04-14-21  
 By/Date Posted: 04-26-21  
 Approved for Payment: [Signature]  
 Hand Delivered to: \_\_\_\_\_  
 Mailed By/Date: 04-21-21  
 GL#: 6230

Local Services provided by AT&T Arkansas, AT&T Kansas, AT&T Missouri, AT&T Oklahoma, or AT&T Texas based upon the service address location.

GO GREEN - Enroll in paperless billing.

**REUNION RANCH W.C.I.D. / BOOKKEEPERS ACCOUNT**  
 Pademales Electric Cooperative

1702

Date	Type	Reference	Original Amt.	Balance Due	4/21/2021 Discount	Payment
3/31/2021	Bill	3001313420 03/21	24.72	24.72		24.72
3/31/2021	Bill	3001313424 03/21	899.36	899.36		899.36
3/31/2021	Bill	3001313435 03/21	22.50	22.50		22.50
3/31/2021	Bill	3001313436 03/21	183.79	183.79		183.79
<b>Check Amount</b>						<b>1,130.37</b>

First Citizens - Bookke

1,130.37

[L81064M1B] 8317558



Questions? Call 888-554-4732  
Monday through Friday, 8 a.m. – 6 p.m.  
Report an outage: 888-883-3379  
pec.coop Se habla Español

Member-owned since 1938  
Not-for-profit

Account #: 3001313420  
Member Name: REUNION RANCH WCID  
Director District: 4  
Bill Date: 04/06/2021

TOTAL AMOUNT DUE

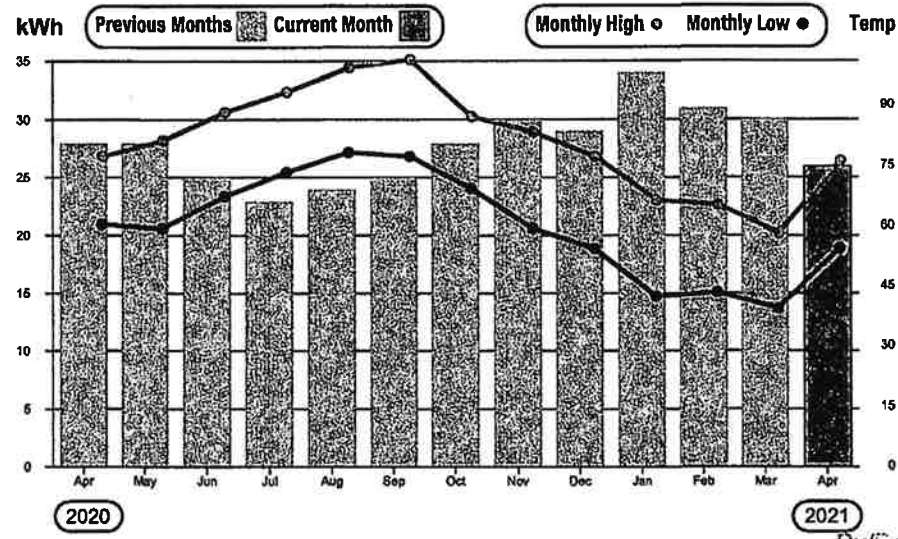
**\$24.72**

Due Date  
04/21/2021

This bill does not reflect payments after 04/06/2021.  
Charge detail found on the back of this page.

Service Address: 111 MARGARET CIRCLE

### Monthly energy use



### Energy comparison

<p>Total energy use this month</p> <p>26 kWh</p> <p>\$24.72</p>	<p>Total energy use last month</p> <p>30 kWh</p> <p>\$25.06</p>
<p>Total energy use this month last year</p> <p>28 kWh</p> <p>\$24.91</p>	<p>Average daily use and temp this month</p> <p>1 kWh/Day</p> <p>65°</p>

By/Date Received: 04/12/21

### IMPORTANT MEMBER INFORMATION

At PEC, we are happy to provide members a variety of convenient payment options. Now, you can add Western Union to the list of easy ways to pay your bills. Learn more at pec.coop/pay.

Approved for Payment: [Signature]  
Hand Delivered to: PEC  
Mailed By/Date: [Signature] 04/30

KEEP THIS STATEMENT FOR YOUR RECORDS  
PLEASE DETACH AND RETURN BOTTOM PORTION WITH YOUR PAYMENT - WHEN PAYING IN PERSON BRING ENTIRE STATEMENT



Questions? Call 888-554-4732  
 Monday through Friday, 8 a.m. – 6 p.m.  
 Report an outage: 888-883-3379  
 pec.coop Se habla Español

Member-owned since 1938  
 Not-for-profit

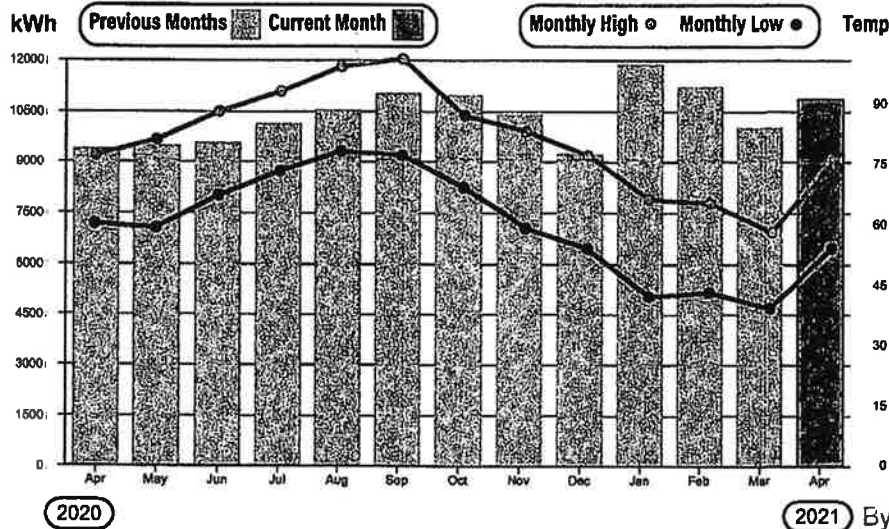
Account #: 3001313424  
 Member Name: REUNION RANCH WCID  
 Director District: 4  
 Bill Date: 04/06/2021

TOTAL  
 AMOUNT DUE  
**\$899.36**  
 Due Date  
 04/21/2021

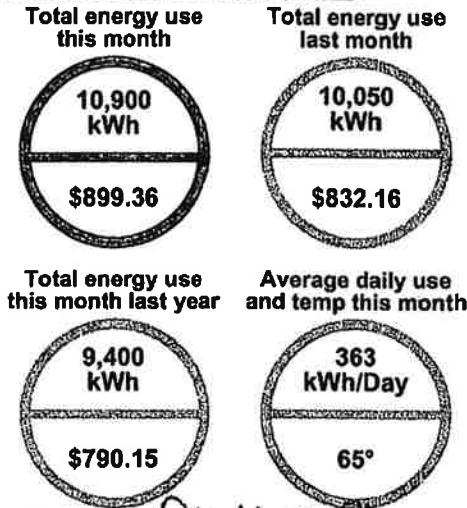
Service Address: REUNION RCH BLVD & FM 1826

This bill does not reflect payments after 04/06/2021.  
 Charge detail found on the back of this page.

**Monthly energy use**



**Energy comparison**



**IMPORTANT MEMBER INFORMATION**

At PEC, we are happy to provide members a variety of convenient payment options. Now, you can add Western Union to the list of easy ways to pay your bills. Learn more at pec.coop/pay.

By/Date Received: 04-12-21

By/Date Posted: 04-20-21

Approved for Payment: [Signature]

Hand Delivered to: \_\_\_\_\_

Mailed By/Date: \_\_\_\_\_

GL#: 6230

KEEP THIS STATEMENT FOR YOUR RECORDS  
 PLEASE DETACH AND RETURN BOTTOM PORTION WITH YOUR PAYMENT - WHEN PAYING IN PERSON BRING ENTIRE STATEMENT





Questions? Call 888-554-4732  
Monday through Friday, 8 a.m. - 6 p.m.  
Report an outage: 888-883-3379  
pec.coop Se habla Español

Member-owned since 1938  
Not-for-profit

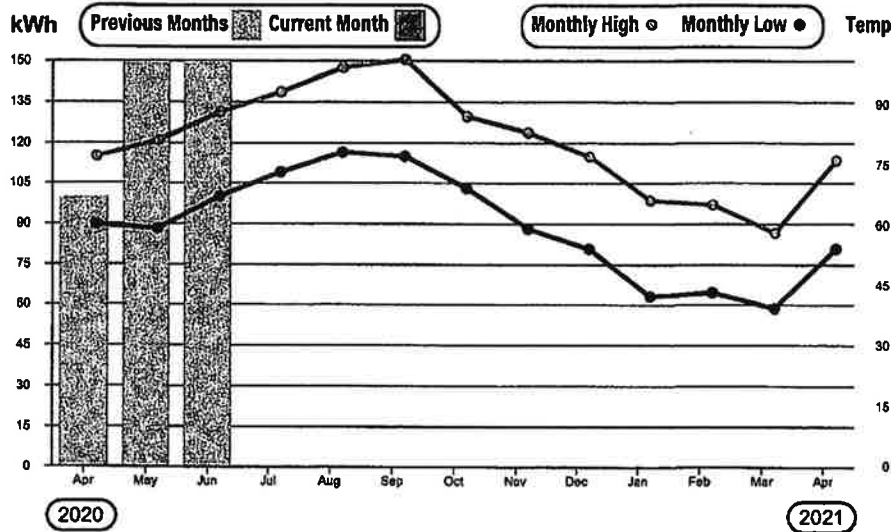
Account #: 3001313435  
Member Name: REUNION RANCH WCID  
Director District: 4  
Bill Date: 04/06/2021

TOTAL AMOUNT DUE  
**\$22.50**  
Due Date  
04/21/2021

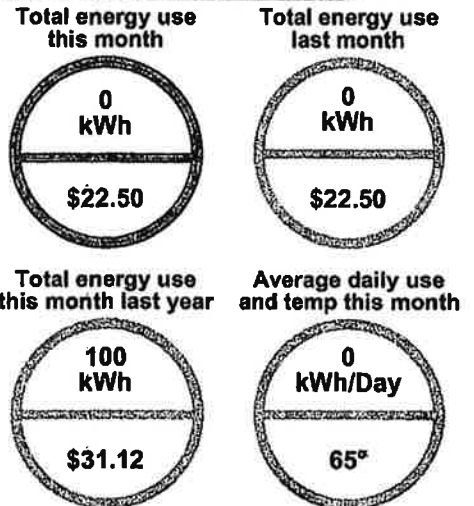
Service Address: 591 KATIE DRIVE

This bill does not reflect payments after 04/06/2021.  
Charge detail found on the back of this page.

### Monthly energy use



### Energy comparison



By/Date Received: DL 4-12-21

### IMPORTANT MEMBER INFORMATION

At PEC, we are happy to provide members a variety of convenient payment options. Now, you can add Western Union to the list of easy ways to pay your bills. Learn more at pec.coop/pay.

Approved for Payment: [Signature]

Hand Uncovered to: \_\_\_\_\_

Mailed By/Date: 1236

KEEP THIS STATEMENT FOR YOUR RECORDS  
PLEASE DETACH AND RETURN BOTTOM PORTION WITH YOUR PAYMENT - WHEN PAYING IN PERSON BRING ENTIRE STATEMENT



Questions? Call 888-554-4732  
 Monday through Friday, 8 a.m. - 6 p.m.  
 Report an outage: 888-883-3379  
 pec.coop Se habla Español

Member-owned since 1938  
 Not-for-profit

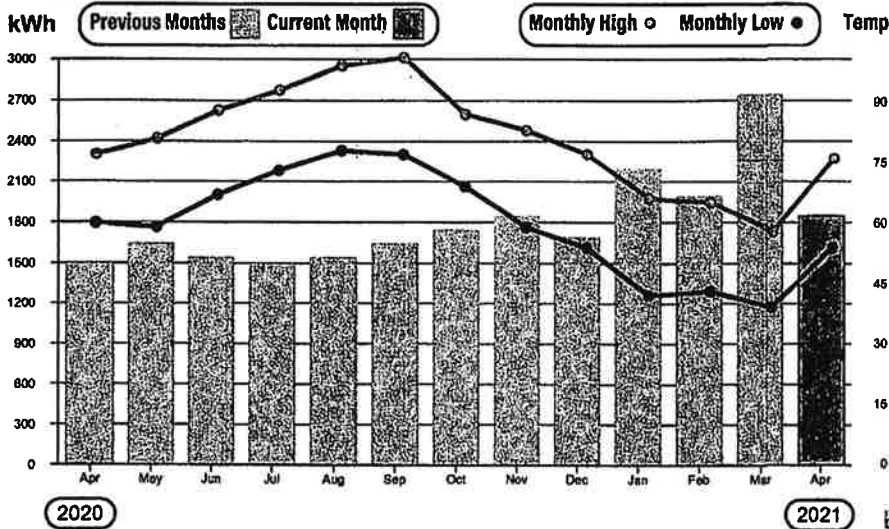
Account #: 3001313436  
 Member Name: REUNION RANCH WCID  
 Director District: 4  
 Bill Date: 04/06/2021

TOTAL AMOUNT DUE  
**\$183.79**  
 Due Date  
 04/21/2021

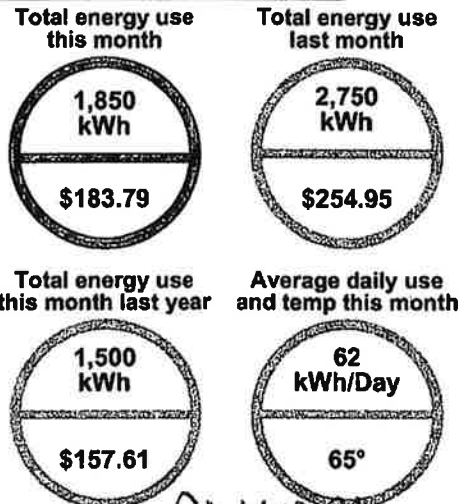
Service Address: 374 KATIE DRIVE LIFT STATION

This bill does not reflect payments after 04/06/2021.  
 Charge detail found on the back of this page.

Monthly energy use



Energy comparison



By/Date Received: 04-12-21

By/Date Posted: 04-21-21

Payment Method: [Signature]

Hand Delivered to: [Signature]

Mailed By/Date: [Signature]

GL#: 6230

**IMPORTANT MEMBER INFORMATION**  
 At PEC, we are happy to provide members a variety of convenient payment options. Now, you can add Western Union to the list of easy ways to pay your bills. Learn more at pec.coop/pay.

KEEP THIS STATEMENT FOR YOUR RECORDS  
 PLEASE DETACH AND RETURN BOTTOM PORTION WITH YOUR PAYMENT - WHEN PAYING IN PERSON BRING ENTIRE STATEMENT

REUNION RANCH W.C.I.D. / BOOKKEEPERS ACCOUNT

4/29/2021

1704

U.S. Treasury  
Federal Withholding  
Medicare Company  
Medicare Employee  
Social Security Company  
Social Security Employee

47.87  
47.87  
204.60  
204.60

First Citizens - Bookke 77-0673282

504.94

Ab 4-29-21

[LB1064M1B] 8317558

Form **941 for 2021: Employer's QUARTERLY Federal Tax Return**  
 (Rev. March 2021) Department of the Treasury — Internal Revenue Service

950121  
 OMB No. 1545-0029

Employer Identification number (EIN) **77-0673282**

Name (not your trade name) **Reunion Ranch W.C.I.D.**

Trade name (if any) \_\_\_\_\_

Address **P. O. Box 2445**  
 Number Street Suite or room number

**Round Rock TX 78680**  
 City State ZIP code

Foreign country name Foreign province/county Foreign postal code

**Report for this Quarter of 2021**  
 (Check one.)

1: January, February, March

2: April, May, June

3: July, August, September

4: October, November, December

Go to [www.irs.gov/Form941](http://www.irs.gov/Form941) for instructions and the latest information.

REV 04/08/21 QBDT

Read the separate instructions before you complete Form 941. Type or print within the boxes.

**Part 1: Answer these questions for this quarter.**

1	Number of employees who received wages, tips, or other compensation for the pay period including: Mar. 12 (Quarter 1), June 12 (Quarter 2), Sept. 12 (Quarter 3), or Dec. 12 (Quarter 4)	1	<input type="text" value="5"/>
2	Wages, tips, and other compensation	2	<input type="text" value="3,300.00"/>
3	Federal income tax withheld from wages, tips, and other compensation	3	<input type="text"/>
4	If no wages, tips, and other compensation are subject to social security or Medicare tax	<input type="checkbox"/> Check and go to line 6.	
		Column 1	Column 2
5a	Taxable social security wages	<input type="text" value="3,300.00"/> × 0.124 =	<input type="text" value="409.20"/>
5a (i)	Qualified sick leave wages	<input type="text"/> × 0.062 =	<input type="text"/>
5a (ii)	Qualified family leave wages	<input type="text"/> × 0.062 =	<input type="text"/>
5b	Taxable social security tips	<input type="text"/> × 0.124 =	<input type="text"/>
5c	Taxable Medicare wages & tips	<input type="text" value="3,300.00"/> × 0.029 =	<input type="text" value="95.70"/>
5d	Taxable wages & tips subject to Additional Medicare Tax withholding	<input type="text"/> × 0.009 =	<input type="text"/>
5e	Total social security and Medicare taxes. Add Column 2 from lines 5a, 5a(i), 5a(ii), 5b, 5c, and 5d	5e	<input type="text" value="504.90"/>
5f	Section 3121(q) Notice and Demand—Tax due on unreported tips (see instructions)	5f	<input type="text"/>
6	Total taxes before adjustments. Add lines 3, 5e, and 5f	6	<input type="text" value="504.90"/>
7	Current quarter's adjustment for fractions of cents	7	<input type="text" value="0.04"/>
8	Current quarter's adjustment for sick pay	8	<input type="text"/>
9	Current quarter's adjustments for tips and group-term life insurance	9	<input type="text"/>
10	Total taxes after adjustments. Combine lines 6 through 9	10	<input type="text" value="504.94"/>
11a	Qualified small business payroll tax credit for increasing research activities. Attach Form 8974	11a	<input type="text"/>
11b	Nonrefundable portion of credit for qualified sick and family leave wages from Worksheet 1	11b	<input type="text"/>
11c	Nonrefundable portion of employee retention credit from Worksheet 1	11c	<input type="text"/>

▶ You MUST complete all three pages of Form 941 and SIGN it.

Next ▶

For Privacy Act and Paperwork Reduction Act Notice, see the back of the Payment Voucher. BAA

Form **941** (Rev. 3-2021)

REUNION RANCH W.C.I.D. / BOOKKEEPERS ACCOUNT

1706

Date	Type	Reference
4/12/2021	Bill	144878477 04/21

Original Amt.
84.52

Balance Due
84.52

4/29/2021	Discount
Check Amount	

Payment
84.52
84.52

First Citizens - Bookke Internet - April 2021

84.52

[L81084M1B] 8317558



RUINION RANCH WATER CONTROL  
 PO BOX 2445  
 ROUND ROCK TX 78680-2445

Page: 1 of 2  
 Issue Date: Apr 12, 2021  
 Account Number: 144878477

We've updated your service agreement, including arbitration terms, effective 5/5/21. Continued use of AT&T service is your agreement to these terms. See [att.com/CSA](http://att.com/CSA)

Want to stop receiving paper bills and enjoy the convenience of paperless billing? Enroll at [att.com/paperless](http://att.com/paperless)

AutoPay: Set up automatic payments that you can update whenever you want. Go to [att.com/autopay](http://att.com/autopay) today.



**Account summary**

Your last bill	\$84.52
Payment, Mar 31 - Thank you!	-\$84.52
<b>Remaining balance</b>	<b>\$0.00</b>

**Service summary**

Account charges	<i>Page 2</i>	\$20.00
Internet	<i>Page 2</i>	\$64.52
<b>Total services</b>		<b>\$84.52</b>

**Total due** **\$84.52**

Please pay by May 03, 2021

**Ways to pay and manage your account:**

**myAT&T app**  
 iPhone and Android

**att.com/pay**

**Ordering, billing or support**  
**800.321.2000**  
 TTY: 800.651.5111

By/Date Received: 04-26-21  
 By/Date Posted: 04-28-21  
 Approved for Payment: [Signature]  
 Hand Delivered to: \_\_\_\_\_  
 Mailed By/Date: 04-30-21  
 GL#: 6230