

**PUBLIC NOTICE OF MEETING**  
TAKE NOTICE THAT A REGULAR MEETING OF THE  
Board of Directors of  
Reunion Ranch Water Control and Improvement District  
Will be held at the offices of Willatt & Flickinger, PLLC,  
12912 Hill Country Blvd., Suite F-232, Austin, Texas 78738 **(SEE NOTES BELOW)**

in Travis County, Texas, commencing at 2:00 p.m. on May 19, 2020, to consider and act upon any or all of the following:

**PLEASE NOTE: THIS MEETING WILL BE HELD BY REMOTE ACCESS ONLY** IN ACCORDANCE WITH THE MARCH 16, 2020 ORDER BY GOVERNOR ABBOTT TEMPORARILY SUSPENDING CERTAIN REQUIREMENTS OF THE TEXAS OPEN MEETINGS ACT TO ADVANCE THE GOAL OF LIMITING FACE-TO-FACE MEETINGS TO SLOW THE SPREAD OF COVID-19. NO PERSONS WILL BE AT THE MEETING LOCATION AND NO EQUIPMENT WILL BE AT THE MEETING LOCATION FOR ACCESS TO THE MEETING. HOWEVER, MEMBERS OF THE PUBLIC MAY ACCESS THIS MEETING BY TELEPHONE AND PARTICIPATE IN THE MEETING BY CALLING ONE OF THE FOLLOWING TOLL-FREE NUMBERS: (877) 853-5247 OR (888) 788-0099 AND ENTERING THE FOLLOWING INFORMATION: MEETING ID: 845 2666 4765 AND PASSWORD: 511011.

PLEASE SEE THE DISTRICT'S WEBSITE AT [WWW.RRWCID.ORG](http://WWW.RRWCID.ORG) FOR THE MEETING PACKET.

**AGENDA**

1. Call to order.
2. Roll call of Directors.
3. Public Comments.

This is an opportunity for members of the public to address the Board of Directors concerning any issue that is not on the agenda. The response of the Board to any comment under this heading is limited to making a statement of specific factual information in response to the inquiry, or, reciting existing policy in response to the inquiry. Any deliberation of the issues is limited to a proposal to place it on the agenda for a later meeting. Each speaker shall be limited to 3 minutes, unless more than 10 members of the public wish to speak during this meeting. In such case, speakers offering public comment shall be limited to 1 minute each.

Note: Members of the public wishing to address the Board of Directors on specific agenda items will be required to indicate the agenda items on which they wish to speak. They will be given an opportunity to speak when the item is called and prior to consideration by the Board. Such comments shall be limited to 3 minutes per speaker for each agenda item. If more than 10 members of the public wish to speak, all speakers shall be limited to 1 minute each per item per person.


4. Minutes of prior meetings.
5. Statements of Elected Officer, Oaths of Office and Certificates of Election.
6. Election of Officers.
7. Developer's Report on status of construction within the District, development entitlements, provision of water, wastewater and drainage services within the District, sales of lots to builders, homebuilding within the District, status of development loans and actions of third parties opposing or supporting development within the District.

8. Approval of construction plans and pay estimates, change orders and acceptances of completion with respect to construction contracts.
9. Advertisement for bids and approval, award, recommendation and administration of construction contracts.
10. Engineer's Report on status of construction within the District, development entitlements, provision of water, wastewater and drainage services within the District, pending permit applications, sales of lots to builders, homebuilding within the District and past, present and future bond issues; Use of effluent to irrigate rights-of-way; Proposals from District engineer in connection with use of effluent to irrigate rights-of-way and timeline for same.
  - A. Proposal for wastewater line inspections.
11. All actions and documents necessary or convenient, or both, for the District's 6<sup>th</sup> bond issue.
12. Wastewater Treatment Plant Expansion; Wastewater Treatment Plant improvements and modifications.
13. Committee Reports.
  - A. Trail/Map/Ownership committee (Trail system within the District; Map of the District/HOA property; conveyances, easements and/or license agreements to the District or HOA from developer)
  - B. PUA Rate committee.
14. Maintenance Agreement between Reunion Ranch HOA and the District for maintenance of open areas and rights-of-way.
15. Operations and Maintenance Report.
  - A. Administrative
  - B. Wastewater Treatment Plant
  - C. Wastewater Grinder Stations
  - D. Effluent Irrigation System & Fields
  - E. Distribution & Collection System
  - F. Billing Adjustments
  - G. Delinquencies
  - H. Customer Meter Issues
  - I. Customer Complaints
  - J. Stormwater conveyance & pond maintenance
  - K. Landscaping
  - L. Notices to residents on water quality
  - M. Notice of Violations Issued by TCEQ dated August 5, 2019
  - N. Maintenance Items in connection with Pre-Purchase Inspection Letter submitted by TCEQ.
16. Expenditures, contracts, repairs, replacements and maintenance related to Operations and Maintenance Report in Item 15 above.

- 17. Extension of moratorium on disconnections of water service for non-payment.
- 18. Communication channels with customers/residents.
- 19. Bookkeeper's Report on the financial affairs of the District, including authorization of payment of bills.
- 20. West Travis County PUA matters.
- 21. Rate Order.
- 22. Adjourn.

The Board may go into closed session at any time when permitted by Chapter 551, Government Code. Before going into closed session a quorum of the Board must be assembled in the meeting room, the meeting must be convened as an open meeting pursuant to proper notice, and the presiding officer must announce that a closed session will be held and must identify the sections of Chapter 551, Government Code, authorizing the closed session.

(SEAL)

  
\_\_\_\_\_  
Attorney for the District

\*\*\*\*\*  
The District is committed to compliance with the Americans with Disabilities Act. Reasonable modifications and equal access to communications will be provided upon request. Please call Jeniffer Concienne, Willatt & Flickinger, PLLC, at (512) 476-6604, for information.

MINUTES OF REGULAR MEETING  
OF  
REUNION RANCH WATER CONTROL AND IMPROVEMENT DISTRICT

STATE OF TEXAS           §  
  §  
COUNTY OF HAYS       §

A regular meeting of the Board of Directors of Reunion Ranch Water Control and Improvement District was held at 2:00 p.m. on April 21, 2020 by remote access only in accordance with the March 27, 2020 Order by Governor Abbott temporarily suspending certain requirements of the Texas Open Meetings Act to advance the goal of limiting face-to-face meetings to slow the spread of COVID-19. The meeting was open to the public and notice was given as required by the Texas Open Meetings Act and as modified by the Governor’s Order.

1. CALL TO ORDER

The meeting was called to order.

2. ROLL CALL OF DIRECTORS

A roll call of the Directors was taken. The Directors present were:

Nathan Neese – President  
Vince Terracina – Vice President  
Thomas J. Rogers, Jr. - Secretary  
George “Bubba” Sykes – Assistant Secretary  
Dennis Daniel – Assistant Secretary

thus constituting a quorum. All Directors were present.

Also present at the meeting were Bill Flickinger, Matt McPhail and Jeniffer Concienne with Willatt & Flickinger, PLLC, Dennis Lozano with Murfee Engineering, Allen Douthitt with Bott & Douthitt , Jesse Kennis, Kristi Hester and Makenzie Scales with Inframark, LLC, Mike Moyer and Michael Slack with Taylor Morrison, Garry Kimball with Specialized Public Finance Inc., Frank Krasovec with Norwood Investments and residents Eileen Grass and Rick Triplett.

3. PUBLIC COMMENTS

There were no public comments made.

4. MINUTES OF PRIOR MEETINGS

President Nathan Neese entertained a motion for approval of the Minutes. Motion was made by Bubba Sykes and seconded by Tom Rogers to approve the March 17, 2020 meeting Minutes as presented. The motion carried unanimously.

5. DEVELOPER'S REPORT ON STATUS OF CONSTRUCTION WITHIN THE DISTRICT, DEVELOPMENT ENTITLEMENTS, PROVISION OF WATER, WASTEWATER AND DRAINAGE SERVICE WITHIN THE DISTRICT, SALES OF LOTS TO BUILDERS, HOMEBUILDING WITHIN THE DISTRICT, STATUS OF DEVELOPMENT LOANS AND ACTIONS OF THIRD PARTIES OPPOSING OR SUPPORTING DEVELOPMENT WITHIN THE DISTRICT

Mike Moyer reported that the market is holding strong and that the sales team is being creative during the COVID-19 crisis. A total of 444 homes have been sold to date with 379 transactions being closed. The average sales price in the District is \$525,351.

6. APPROVAL OF CONSTRUCTION PLANS AND PAY ESTIMATES, CHANGE ORDERS AND ACCEPTANCES OF COMPLETION WITH RESPECT TO CONSTRUCTION CONTRACTS

This item was not discussed.

7. ADVERTISEMENT FOR BIDS AND APPROVAL, AWARD, RECOMMENDATION AND ADMINISTRATION OF CONSTRUCTION CONTRACTS

This item was not discussed.

8. ENGINEER'S REPORT ON STATUS OF CONSTRUCTION WITHIN THE DISTRICT, DEVELOPMENT ENTITLEMENTS, PROVISION OF WATER, WASTEWATER AND DRAINAGE SERVICES WITHIN THE DISTRICT, SALES OF LOTS TO BUILDERS, HOMEBUILDING WITHIN THE DISTRICT AND PAST, PRESENT AND FUTURE BOND ISSUES  
A. PROPOSAL FOR WASTEWATER LINE INSPECTIONS

Engineer Dennis Lozano discussed his report as included in the agenda package.

Michael Slack inquired about the timing of permitting. Mr. Lozano advised it should be ready to go by the end of the second quarter, which is still on schedule.

Dennis Daniel asked if the flow data is lagging. Mr. Lozano indicated it was by two months.

Mr. Slack also inquired about the timing of filing the 6<sup>th</sup> bond application with the TCEQ. Mr. Lozano stated that it should be ready to submit by the end of next week. The application will be placed on an expedited review.

9. RESOLUTION AUTHORIZING APPLICATION TO THE TEXAS COMMISSION ON ENVIRONMENTAL QUALITY FOR APPROVAL OF ENGINEERING PROJECT AND \$7,050,000 REUNION RANCH WATER CONTROL AND IMPROVEMENT DISTRICT BOND ISSUE

Attorney Bill Flickinger discussed the Resolution as included in the agenda package. Engineer Dennis Lozano advised that the bond application report included the cost of summary table. The bond issue amount is \$7,050,000. Mr. Lozano discussed the fact that the wastewater treatment plant expansion is included in the application but is not yet under construction. Financial Advisor Garry Kimball stated that this will be the District's last bond issue, which will use all the District's bonding authority. There was discussion as to whether or not the funds for the expansion will need to be put in escrow until that project funds. Attorney Bill Flickinger advised that the TCEQ Order might indicate the process to handle those funds. However, we should circle back to bond counsel on this issue. The Board discussed the process of issuing the bonds. Mr. Lozano reiterated that the bond application will be submitted on an expedited review. The TCEQ will have 90 days to review it and issue the final order. Mr. Kimball stated that if the Order can come out by September, then we can bid and possibly sell before November. Mr. Lozano advised that it must be sold by the end of the year. Mr. Lozano also advised that he will request a post-submittal meeting with the TCEQ to keep things moving.

10. ALL ACTIONS AND DOCUMENTS NECESSARY OR CONVENIENT, OR BOTH, FOR THE DISTRICT'S 6<sup>TH</sup> BOND ISSUE

This item was discussed above in Item No. 9.

11. WASTEWATER TREATMENT PLANT EXPANSION; WASTEWATER TREATMENT PLANT IMPROVEMENTS AND MODIFICATIONS

Engineer Dennis Lozano advised that the project is still on schedule. Commissioning of the plant will occur in 2021. Dennis Daniel inquired about the timing of the project. Mr. Lozano advised that the project should be awarded in June or July.

12. COMMITTEE REPORTS.

- a. Trail/Map/Ownership committee (Trail system within the District; Map of the District/HOA property; conveyances, easements and/or license agreements to the District or HOA from developer)
- b. PUA Rate committee

Michael Moyer discussed the ownership of common lots within the District and the upcoming conveyances to the HOA and the District. As of current date, Taylor Morrison owns everything except the Amenity Center, which was previously conveyed to the HOA. The Windmill Park with the playground will also be deeded over to the HOA. All the other common lots will go to the District. Dennis Daniel stated that the District will stand behind the mission of water, wastewater, drainage, water quality and maintaining the District. Attorney Bill Flickinger discussed the process of conveyance. The property will first be conveyed to the HOA and then from the HOA to the District. In reviewing the HOA documentation, Mr. Flickinger advised that

the provision that allows the Developer to request the property back will need to be waived. Michael Slack discussed the conveyance of the wastewater treatment plant and drip fields. During this process, a title policy may be needed. Those two pieces will need to be reviewed separately, as they may go directly to the District. Mr. Flickinger also discussed the possibility of annexation by Dripping Spring with Rick Triplett. Mr. Moyer asked Frank Krasovec about his common area in the private section, along with the pond outside the gates. Mr. Flickinger will need to start up the conversation with Mr. Krasovec's attorney once again. Mr. Moyer will expand the spreadsheet on the next steps with conveyance the timeline and send back to Mr. Flickinger. This document will be used as the working document moving forward.

### 13. MAINTENANCE AGREEMENT BETWEEN REUNION RANCH HOA AND THE DISTRICT FOR MAINTENANCE OF OPEN AREAS AND RIGHTS-OF-WAY

Attorney Bill Flickinger reported that he is working an agreement between the District and HOA. A committee meeting should be held soon to finalize the documentation. President Nathan Neese would like to have the spreadsheet from Mike Moyer available for the meeting. Mr. Flickinger explained that usually the HOA will not maintain another entity's property. It might be that the District consider hiring the same management company as the HOA to manage the areas in need.

### 14. OPERATIONS AND MAINTENANCE REPORT

- A. Administrative
- B. Wastewater Treatment Plant
- C. Wastewater Grinder Stations
- D. Effluent Irrigation System & Fields
- E. Distribution & Collection System
- F. Billing Adjustments
- G. Delinquencies
- H. Customer Meter Issues
- I. Customer Complaints
- J. Stormwater conveyance and pond maintenance
- K. Landscaping
- L. Notices to residents on water quality
- M. Notice of Violations Issued by TCEQ dated August 5, 2019
- N. Maintenance Items in connection with Pre-Purchase Inspection Letter submitted by TCEQ

Manager Jesse Kennis discussed his Executive Summary of the Manager's Report.

The 2019 Water Quality Report will be sent out as required. Everything is in compliance.

Mr. Kennis discussed the wastewater system. For March, the BOD was in compliance but the TSS was not. However, in the last four weeks, both have been in compliance and there have been no excursions. The flows peaked at 43,000 gallons per day. This is most likely due to the Stay-at-Home order and the 4" of rain that the District received. Mr. Kennis would like to install

a chart recorder to monitor the flows more closely. Mr. Kennis stated that the recorder will be rented, rather than purchased. The District had a \$1,500 expenditure due to a pump failure. The pump has been fixed and is back in operation.

Mr. Kennis discussed the compliance action plan as requested for Dennis Daniel. The immediate solution will be to complete the sludge box installation. There are several items needed to complete the installation, which total \$22,327. Those items include purchase of a polymer pump for \$12,827, electrical control modification at \$4,900 and site prep work at \$4,600. The long-term solution is the plant expansion that will be completed in 2021. Dennis Daniel discussed the overall cost for the sludge box project, which is about \$75,000. Mr. Daniel thought the sludge box was a temporary fix. Mr. Kennis stated that it may be a permanent fix due to not having a good solids management plan. Mr. Daniel is still concerned about the odor issues and the extra costs for the maintenance. Mr. Kennis does not believe the sludge box will cause odor issues. Mr. Daniel would like to know the salvage cost for the sludge box and would prefer this be a temporary fix. Mr. Kennis will work with Bookkeeper Allen Douthitt to capture the costs. Mr. Daniel expressed that the District needs a solid wastewater treatment plant that operates well. He understands the process and thanked the consultants for their efforts. After discussion, motion was made by Dennis Daniel and seconded by President Neese to approve the expenditure of \$22,327 to complete the sludge box installation. The motion carried unanimously.

15. EXPENDITURES, CONTRACTS, REPAIRS, REPLACEMENTS AND MAINTENANCE RELATED TO OPERATIONS AND MAINTENANCE REPORT IN ITEM 14 ABOVE

This item was not discussed.

16. EXTENSION OF MORATORIUM ON DISCONNECTIONS OF WATER SERVICE FOR NON-PAYMENT

Attorney Bill Flickinger reported that at the last meeting, the Board approved the moratorium on disconnections of water service for non-payment until the next board meeting. Dennis Daniel asked Manager Jesse Kennis if there have been any requests for payment plans. Mr. Kennis advised there had not. After discussion to extend the moratorium month to month, President Nathan Neese entertained a motion for approval. Motion was made by Dennis Daniel and seconded by Tom Rogers to continue the moratorium on disconnections of water service until the next board regular board meeting. The motion carried unanimously.

17. COMMUNICATION CHANNELS WITH CUSTOMERS/RESIDENTS

This item was not discussed.



18. BOOKKEEPER'S REPORT ON THE FINANCIAL AFFAIRS OF THE DISTRICT, INCLUDING AUTHORIZATION OF PAYMENT OF BILLS

Bookkeeper Allen Douthitt discussed the updated cash activity report that was sent out today. All of the payments will be processed through the bookkeeper's account. Mr. Douthitt discussed the over-collecting of PUA impact fees. Section 3 was platted after the PUA lowered the impact fee. Inframark was unaware of the change in impact fees and continued to collect the higher amount from Taylor Morrison. Mr. Douthitt's office worked with the PUA on the overpayment. The District will now reimburse Taylor Morrison \$156,377. Engineer Dennis Lozano asked if this will affect the bond application. Mr. Douthitt advised that if \$12,000 was used for the impact fees in Section 3, then yes because that rate is too high. The District was over budget through February due to the maintenance/repairs at the wastewater treatment plant. Today's consideration will include payment of vendor invoices, per diems and five fund transfers. After discussion, President Nathan Neese entertained a motion for approval. Motion was made by Dennis Daniel and seconded by Tom Rogers to approve payment of the vendor invoices, per diems and authorization of the five fund transfers as presented. The motion carried unanimously.

19. WEST TRAVIS COUNTY PUA MATTERS

This item was not discussed.

20. RATE ORDER

Attorney Bill Flickinger advised that this item is on the agenda so that the effluent charge can be discussed if the Board chooses to do so.

21. DIRECTORS ELECTION

Attorney Bill Flickinger advised that next month, the elected directors will be sworn into office. No action is needed today.

22. ADJOURN

President Nathan Neese adjourned the meeting.

---

Nathan Neese, President  
Reunion Ranch WCID

ATTEST:

\_\_\_\_\_  
\_\_\_\_\_, Assistant Secretary  
Reunion Ranch WCID

[SEAL]

Rev. 04/2017

This space reserved for office  
use

Submit to:  
Custodian of election records  
Filing Fee: None



**STATEMENT OF OFFICER**

**Statement**

I, Eileen Grass, do solemnly swear (or affirm) that I have not directly or indirectly paid, offered, promised to pay, contributed, or promised to contribute any money or thing of value, or promised any public office or employment for the giving or withholding of a vote at the election at which I was elected or as a reward to secure my appointment or confirmation, whichever the case may be, so help me God.

Title of Position to Which Elected/Appointed: Director of Reunion Ranch WCID

**Execution**

Under penalties of perjury, I declare that I have read the foregoing statement and that the facts stated therein are true.

Date: \_\_\_\_\_

\_\_\_\_\_  
Signature of Officer

Rev. 04/2017

This space reserved for office  
use

Submit to:  
Custodian of election records  
Filing Fee: None



**STATEMENT OF OFFICER**

**Statement**

I, Rick Triplett, do solemnly swear (or affirm) that I have not directly or indirectly paid, offered, promised to pay, contributed, or promised to contribute any money or thing of value, or promised any public office or employment for the giving or withholding of a vote at the election at which I was elected or as a reward to secure my appointment or confirmation, whichever the case may be, so help me God.

Title of Position to Which Elected/Appointed: Director of Reunion Ranch WCID

**Execution**

Under penalties of perjury, I declare that I have read the foregoing statement and that the facts stated therein are true.

Date: \_\_\_\_\_

\_\_\_\_\_  
Signature of Officer

Submit to:  
SECRETARY OF STATE  
Government Filings Section  
P O Box 12887  
Austin, TX 78711-2887  
512-463-6334  
FAX 512-463-5569  
Filing Fee: None



OATH OF OFFICE

IN THE NAME AND BY THE AUTHORITY OF THE STATE OF TEXAS,  
I, Eileen Grass, do solemnly swear (or affirm), that I will faithfully  
execute the duties of the office of Director of Reunion Ranch Water Control and Improvement District of  
the State of Texas, and will to the best of my ability preserve, protect, and defend the Constitution and laws  
of the United States and of this State, so help me God.

\_\_\_\_\_  
Signature of Officer

Certification of Person Authorized to Administer Oath

State of \_\_\_\_\_

County of \_\_\_\_\_

Sworn to and subscribed before me on this \_\_\_\_\_ day of \_\_\_\_\_, 20\_\_\_\_.

(Affix Notary Seal,  
only if oath  
administered by a  
notary.)

\_\_\_\_\_  
Signature of Notary Public or  
Signature of Other Person Authorized to Administer An  
Oath

Jeniffer Concienne

\_\_\_\_\_  
Printed or Typed Name

Submit to:  
SECRETARY OF STATE  
Government Filings Section  
P O Box 12887  
Austin, TX 78711-2887  
512-463-6334  
FAX 512-463-5569  
Filing Fee: None



OATH OF OFFICE

IN THE NAME AND BY THE AUTHORITY OF THE STATE OF TEXAS,  
I, Rick Triplett, do solemnly swear (or affirm), that I will faithfully  
execute the duties of the office of Director of Reunion Ranch Water Control and Improvement District of  
the State of Texas, and will to the best of my ability preserve, protect, and defend the Constitution and laws  
of the United States and of this State, so help me God.

\_\_\_\_\_  
Signature of Officer

Certification of Person Authorized to Administer Oath

State of \_\_\_\_\_

County of \_\_\_\_\_

Sworn to and subscribed before me on this \_\_\_\_\_ day of \_\_\_\_\_, 20\_\_\_\_.

(Affix Notary Seal,  
only if oath  
administered by a  
notary.)

\_\_\_\_\_  
Signature of Notary Public or  
Signature of Other Person Authorized to Administer An  
Oath

Jeniffer Concienne

\_\_\_\_\_  
Printed or Typed Name



In the name and by the authority of

## The State of Texas

THIS IS TO CERTIFY, that at a general election held on

May 2, 2020

EILEEN GRASS

was duly elected Director

of Reunion Ranch Water Control

and Improvement District

In testimony whereof, I have hereunto signed my name and caused the Seal of the District to be affixed at Travis County, Texas this the 19<sup>th</sup> day of May, 2020.

---

Nathan Neese, President  
Reunion Ranch WCID



In the name and by the authority of

## The State of Texas

THIS IS TO CERTIFY, that at a general election held on

May 2, 2020

RICK TRIPLETT

was duly elected Director

of Reunion Ranch Water Control

and Improvement District

In testimony whereof, I have hereunto signed my name and caused the Seal of the District to be affixed at Travis County, Texas this the 19<sup>th</sup> day of May, 2020.

---

Nathan Neese, President  
Reunion Ranch WCID



## Jeniffer Concienne

---

**From:** Michael Moyer <MMoyer@taylormorrison.com>  
**Sent:** Tuesday, May 12, 2020 12:37 PM  
**To:** Jeniffer Concienne  
**Subject:** FW: REUNION RANCH WCID - PROPOSED AGENDA

FYI. For next weeks meeting.

Best Regards,

Mike Moyer

Land Development Manager  
**TaylorMorrison** of Texas, Inc.  
810 Hesters Crossing, Round Rock, TX 78681  
(c) 737-346-9796

**From:** Debra Leckbee  
**Sent:** Tuesday, May 12, 2020 11:31 AM  
**To:** Michael Moyer <MMoyer@taylormorrison.com>  
**Cc:** Michael Slack <MSlack@taylormorrison.com>  
**Subject:** RE: REUNION RANCH WCID - PROPOSED AGENDA

Here you go let me know if you have any questions.

5/12/2020				
	PTD Homes Sold	PTD Homes Closed		Avg Sales Price
RR60	133	121		\$ 481,632
RR70	182	151		\$ 521,326
RR80	83	63		\$ 601,742
RR90	52	52		\$ 537,729
Total	450	387		\$ 526,322


Thanks  
Debbie

## **MURFEE ENGINEERING COMPANY, INC.**

Texas Registered Firm No. F-353  
1101 Capital of Texas Hwy., South, Bldg, D  
Austin, Texas 78746  
(512) 327-9204

# M E M O R A N D U M

---

**DATE:** May 13<sup>th</sup>, 2020  
**TO:** BOARD OF DIRECTORS – REUNION RANCH WCID  
**FROM:** Dennis Lozano, P.E.   
**RE:** Engineer's Report – May 2020  
**CC:** Mike Moyer – Taylor Morrison  
Bill Flickinger – Willatt & Flickinger

**MEC File No.: 12002.110**

---

### **Utility Bond Application No. 6**

MEC has completed and submitted the Bond Application No.6 package to the TCEQ. A complete digital version will be distributed to the team and available for download.

### **Wastewater Flows and Projections**

Attached is an updated figure tracking wastewater flows to the existing WWTP vs. projections and permit milestones. A new flow projection that shows the potential implications of the misting system water has been added to the figure.

### **WWTP Expansion**

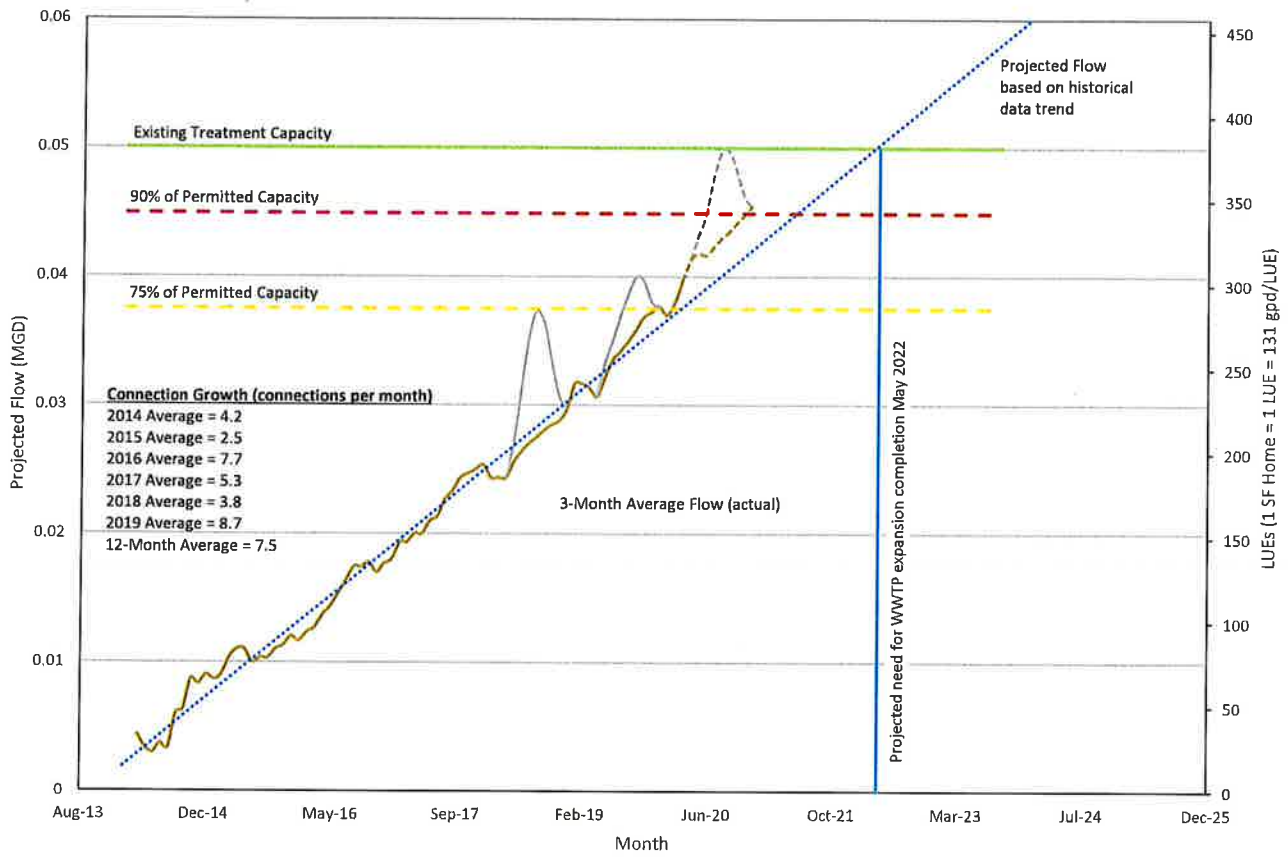
MEC is meeting with the City of Dripping Springs to discuss the site permitting effort on the 21st of this month. After meeting with them, we will be able to submit the site permit application to both the City and the County. An updated schedule for the WWTP project is attached.

### **Edwards Aquifer Recharge Zone Wastewater Line Inspections**

MEC is collecting quotes from contractors interested in this project and will present a recommendation next month.

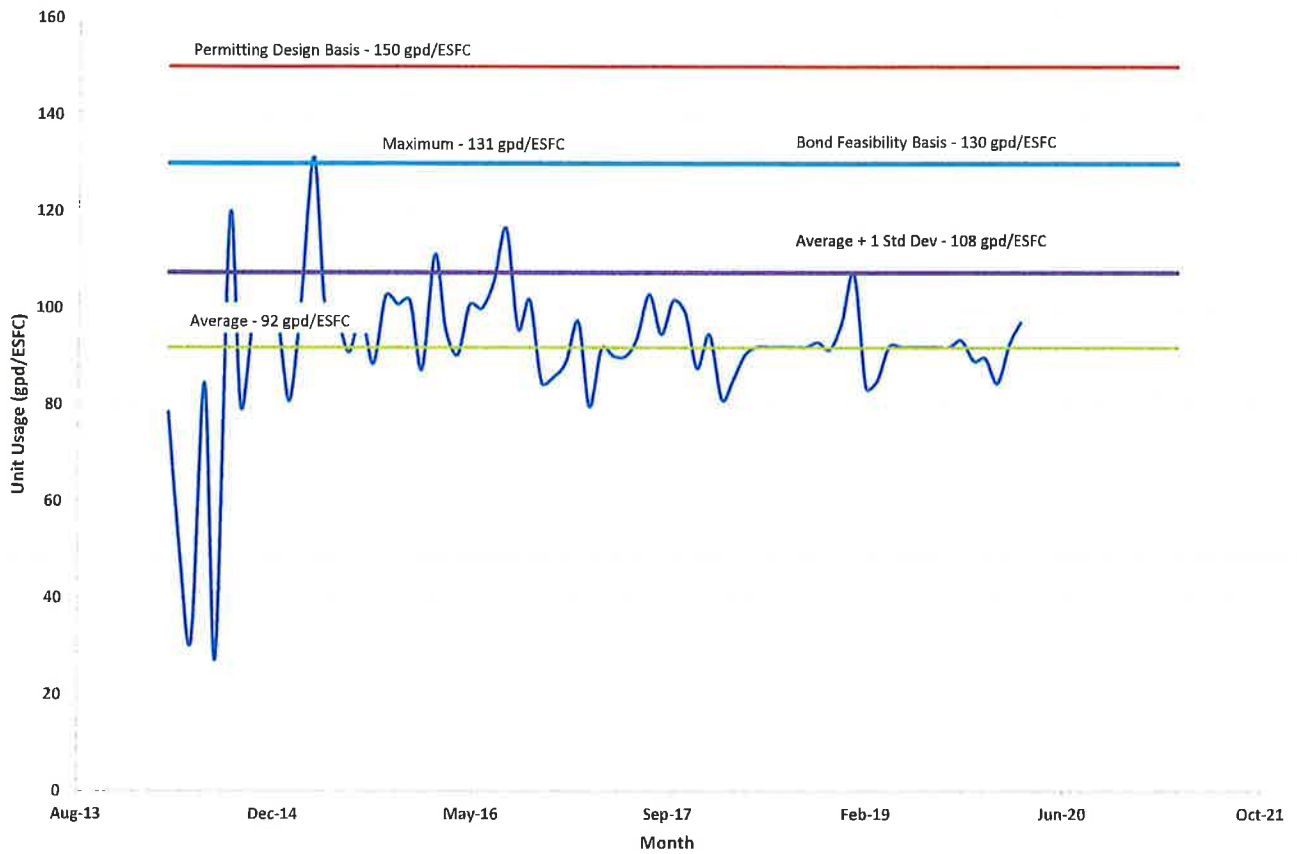
Murfee Engineering Company, Inc.  
 Texas Registered Firm No. F-353  
 1101 Capital of Texas Hwy., S., Bldg. D  
 Austin, Texas 78746

### Reunion Ranch WCID Wastewater Flow Projections



Murfee Engineering Company, Inc.  
Texas Registered Firm No. F-353  
1101 Capital of Texas Hwy., S., Bldg. D  
Austin, Texas 78746

### Reunion Ranch WCID WWTP Unit Usage Analysis



Start	End	Days	Task Description	Comments
5/13/2020	6/15/2020	33	Site Permitting Documents and Application	Permitting effort is on going, meeting with City of Dripping Springs is set for 5/21/2020
6/15/2020	7/28/2020	43	Site Permitting	Review by Dripping Springs, schedule set by city
5/13/2020	6/27/2020	45	Construction Documents (100%)	Concurrent with Site Permitting Effort
6/27/2020	7/27/2020	30	TCEQ Review	Review period as required
7/27/2020	8/10/2020	14	Package to BID Advertisement	Advertise as required
8/10/2020	8/24/2020	14	Bid Opening	10 days for questions during the bid period, Pre-Bid meeting at 7 days
8/24/2020	8/31/2020	7	Selection	Make recommendation to Board in August board meeting (8/20/2020)
8/31/2020	9/7/2020	7	Award Contract	Notification of Award based on Board's acceptance of recommendation
9/7/2020	9/28/2020	21	Notice to Proceed	Receipt of signed contract documents and present to board for approval in September Board meeting (9/17/2020)
9/28/2020	5/24/2021	238	Construction	Pre-construction meeting to occur within 14 days, 28 weeks minimum for delivery of longest lead equipment, 4 weeks for installation and startup of longest lead item, 2 weeks for contingencies



Reunion Ranch WCID  
General Manager Reports for the month of  
April 2020  
Board Meeting: May 19th 2020



Reviewed By: Jesse Kennis  
Date: 5/13/2020



14050 Summit Drive, #103 Austin,  
 United States  
 T: +1 512 246 0498  
[www.inframark.com](http://www.inframark.com)

**Memorandum for: Board of Director's Reunion Ranch WCID**

**From: Jesse L. Kennis II**

**Date: 05.19.2020**

**Subject: General Manager's Executive Summary Report**

Below is a summary of activities since the last board meeting:

**1) Water System**

- a) 453 active connections. 3.9 MG consumed for the month.  
2.66% water loss.
- b) Chlorine residuals and bacteriological samples satisfactory.
- c) 14 delinquent letters mailed out, 0 tags hung, zero disconnects.

**2) WWTP**

- a) No excursions for the month. TSS avg. 13 mg/L (permit 20 mg/L).  
The BOD avg. was 6.5 mg/L.
- b) Total flows 1.37 MG, average 46,000 GPD, 92% capacity.  
(Skewed by mister water flows)
- c) Pios drip field repairs approved last month are completed.
- d) Drip field 24 had a leak and repairs were completed.
- e) One of two treated effluent pumps failed and had to be replaced.
- f) Sludge Box update: Polymer pump ordered 30, April 2020.  
Site prep coordination meeting May 14, 2020.
- g) Odor complaints on 27, April 2020, 05, and 07 May 2020.

**3) Drainage/Ponds**

- a) Pond inspection conducted April 29, 2020.
- b) Section 3-3 wet pond maintenance proposal for  
consideration/approval enclosed.  
The additional pond adds \$130 a month plus chemical costs.  
The proposal includes all 4 wet ponds.

**4) Customer Care**

- a) No payment plans requested.

**Current Items Requiring Board Approval**


Amount	WO#	Amount	Description
Aquatic Features		\$680/ month plus chemicals (avg 4K a year)	Two site visits per month by crew and one site visit by manager biologist

### REUNION RANCH WCID WWTP





**REUNION RANCH WCID WWTP**  
120 Clement Odor Complaint  
Investigation  
07 May 2020



Odor Complaint Logbook



Note the wind is blowing water mist south to north or away from 120 Clement

Winds S-SE 14 MPH

Weather conditions



**REUNION RANCH WCID WWTP**  
**120 Clement Odor Complaint**  
**Investigation**

**Sequence of events 07 MAY 2020**

1. Complaint via text at 10:30 AM
2. J. Kennis verified mister operation at plant at 13:45.
3. J Kennis walked around HOA Pool area, no odor detected.
4. J. Kennis drove District to detect odor. None observed.
5. Winds were from the S, SE. WWTP is downwind from complaint location.
6. J Kennis checked WWTP on Saturday May 09, 2020, no odor detected.



120 Clement



Prepared by Jesse L. Kennis II



View looking north at Clement Cu-de-sac. Note two Porta Potty's and two construction trash bins that are upwind from 120 Clement. It was also trash day for neighborhood.

**Weather conditions**





**Aquatic Features, Inc.**  
**6611 Burnet Lane**  
**Austin, TX 78757**  
**512/301-3199**

**CONTRACT**

<p>CUSTOMER INFO:</p> <p>Reunion Ranch WCID</p> <p>Reunion Ranch Water Control Improvement District</p>	<p>Pond Maintenance Proposal:</p>	<p>DATE: 05/11/2020</p> <p>PAGE <u>1</u> OF <u>2</u></p>
---	-----------------------------------	--

Aquatic Features, Inc. proposes to maintain the four water quality ponds located in the Reunion Ranch Community.

Two site visits per month by crew and one site visit by manager biologist.

- Pick up all trash and debris in pond and within 3 feet of water's edge.
- Plant Care:
  - Maintain the marginal water quality plants. Insure adequate numbers of each species are maintained for TCEQ and City government standards.
  - Apply chemical Green Clean (see label attached) as needed to control unwanted algae that is surrounding plants.
  - Cattails will be treated with growth inhibitors so that they can be selected inside groups of beneficial plants without harming other water quality plants.
  - Cattails and willows and other invasive plants will be removed by hand.
  - Pond dye pond to reduce (UV) sunlight that would otherwise grow algae on pond floor.

Edwin Scott Smith, TDA, TX Applicator License No.: 0311516

- Comply with new EPA and TCEQ Law and permit that regulates herbicide use in aquatic environments (NPDES: National Pollutant Discharge Elimination System). Maintain appropriate documentation.
- Apply aquatic microbes to break down organic material (Nitrogen) and reduce sulfur smell.
- Check all pond structures including: inlet, outlet, backside slopes and inside slopes for erosion. Photograph unusual occurrences and document for report. Check and document fluctuation in water elevation.

- Fourth pond off of Jacksdaw Dr.- May 11 2020
- Maintain appropriate insurance for herbicide application and liability.
- Quarterly pond report emailed to property manager. Answering all questions regarding pond health, fountain, fish stocking, etc.

Total Monthly Maintenance: \$680/mo. + chemical (annual chemical budget is estimated at \$4,000 as the ponds age and accumulates nutrients that feed the algae more chemical may be needed) A detailed account of all chemical applied and dates are provided on invoice.

**TERMS:** Net 30 days after date of invoice.  
**FINANCE CHARGE:** All invoices past due will be subject to a finance charge of 1 ½% per month (18% annually).  
**COLLECTION:** In the event any amounts are not paid to **Aquatic Features** within 30 days from date of invoice, in addition to the finance charge, **Aquatic Features** shall be entitled to receive all costs and expenses (including reasonable attorneys' fees and court costs) it may incur for collection, commencing from date of invoice.  
**CANCELLATION & ORDER CHANGES:** Once purchase of materials for or work on your order has begun, you will be invoiced for the amount of materials that have already been purchased and/or the labor costs that have already been incurred.  
**BUILDING PERMITS & INSPECTION FEES:** Building permit and inspection fees are not included in the bid and are the responsibility of owner.

**CUSTOMER:**

**Aquatic Features, Inc.:**

\_\_\_\_\_  
 Title: \_\_\_\_\_

\_\_\_\_\_  
 Authorized Signature

Date: \_\_\_\_\_

Date: \_\_\_\_\_



STORMWATER POND INSPECTION  
SAND FILTER SYSTEM

DISTRICT Reunion Ranch  
 DATE 042920  
 WO # 2218639  
 TECH. Tammy Jeanva

Pond Location	<u>WQP 2-3</u>
Pond water level	<u>West Pond</u>
Does the pond drain within 48 hours?	<u>N/A</u>
Sediment depth in the forbay?	<u>N/A</u>
Sediment depth in the sand filter area?	<u>N/A</u>
Trash found at site?	<u>N/A</u>
Is vegetation below 18" in height?	<u>some</u>
Trees or brush found in basin area?	
Condition of the media?	
Condition of vegetation around the out fall pipe	<u>has sediment/vegetation</u>
Was sediment found in the under drain plying? Remove open clean out tops and check	<u>N/A</u>
Any damage to structural elements (pipes, concrete drainage, retaining walls, gabian walls, etc.)?	<u>NO</u>
Discharge valve open operational	<u>N/A</u>
Emergency bypass valve closed and operational	<u>N/A</u>
Are all inlets in area clear of debris and sediment?	<u>NO has sediment</u>

COMMENTS

pic 120-123



STORMWATER POND INSPECTION  
SAND FILTER SYSTEM

DISTRICT Reunion Ranch  
DATE 04 29 20  
WO # 2218639  
TECH. Tammy Ybarra

Pond Location	<u>WQP 31</u>
Pond water level	<u>Wet pond</u>
Does the pond drain within 48 hours?	<u>N/A</u>
Sediment depth in the forbay?	<u>N/A</u>
Sediment depth in the sand filter area?	<u>N/A</u>
Trash found at site?	<u>No</u>
Is vegetation below 18" in height?	
Trees or brush found in basin area?	
Condition of the media?	
Condition of vegetation around the out fall pipe	<u>needs attention has sediment</u>
Was sediment found in the under drain piping? Remove open clean out tops and check	<u>N/A</u>
Any damage to structural elements (pipes, concrete drainage, retaining walls, gabion walls, etc.)?	<u>NO</u>
Discharge valve open operational	<u>N/A</u>
Emergency bypass valve closed and operational	<u>N/A</u>
Are all inlets in area clear of debris and sediment?	<u>No needs attention</u>

COMMENTS

pond looks good has one inlet outfall that has built up sediment

fact. 125-132





STORMWATER POND INSPECTION  
SAND FILTER SYSTEM

DISTRICT Reunion Ranch  
DATE 04 29 20  
WO # 2218639  
TECH. Tammy Guerra

Pond Location	<u>WPP 3-3</u>
Pond water level	<u>Wet Pond</u>
Does the pond drain within 48 hours?	<u>N/A</u>
Sediment depth in the forbay?	<u>N/A</u>
Sediment depth in the sand filter area?	<u>N/A</u>
Trash found at site?	<u>N/A</u>
Is vegetation below 18" in height?	<u>N/A</u>
Trees or brush found in basin area?	
Condition of the media?	
Condition of vegetation around the out fall pipe	<u>good</u>
Was sediment found in the under drain piping? Remove open clean out tops and check	<u>good</u>
Any damage to structural elements (pipes, concrete drainage, retaining walls, gabian walls, etc.)?	<u>NO</u>
Discharge valve open operational	<u>N/A</u>
Emergency bypass valve closed and operational	<u>N/A</u>
Are all inlets in area clear of debris and sediment?	<u>N/A</u>

COMMENTS

pond is in good condition  
working on draining

pic 134 - 139



STORMWATER POND INSPECTION  
SAND FILTER SYSTEM

DISTRICT Reunion Ranch  
DATE 04 29 20  
WO # 2218639  
TECH. Tammy Ybarra

Pond Location	WQP 2-4
Pond water level	
Does the pond drain within 48 hours?	
Sediment depth in the forbay?	N/A
Sediment depth in the sand filter area?	N/A
Trash found at site?	NO
Is vegetation below 18" in height?	YES
Trees or brush found in basin area?	YES
Condition of the media?	needs attention
Condition of vegetation around the out fall pipe	needs attention
Was sediment found in the under drain piping? Remove open clean out tops and check	N/A
Any damage to structural elements (pipes, concrete drainage, retaining walls, gabian walls, etc.)?	NO
Discharge valve open operational	N/A
Emergency bypass valve closed and operational	N/A
Are all inlets in area clear of debris and sediment?	NO

COMMENTS

Pond has water  
needs attention in inlets/outlet

141 - 152





**STORMWATER POND INSPECTION  
SAND FILTER SYSTEM**

DISTRICT Reunion Ranch  
 DATE 07 29 20  
 WO # 22181639  
 TECH. Tammy Ybarra

Pond Location	
Pond water level	<u>Mary Elise</u>
Does the pond drain within 48 hours?	<u>Wet pond</u>
Sediment depth in the forbay?	<u>N/A</u>
Sediment depth in the sand filter area?	<u>N/A</u>
Trash found at site?	<u>N/A</u>
Is vegetation below 18" in height?	<u>NO</u>
Trees or brush found in basin area?	
Condition of the media?	
Condition of vegetation around the out fall pipe	
Was sediment found in the under drain piping? Remove open clean out tops and check	<u>Needs attention</u>
Any damage to structural elements (pipes, concrete drainage, retaining walls, gabian walls, etc.)?	<u>N/A</u>
Discharge valve open operational	<u>N/A</u>
Emergency bypass valve closed and operational	<u>N/A</u>
Are all inlets in area clear of debris and sediment?	<u>NO</u>

COMMENTS

Inlet  
Outfall has standing water from overgrown vegetation

pic 154-164



**STORMWATER POND INSPECTION  
SAND FILTER SYSTEM**

DISTRICT	Reunion Ranch
DATE	04 29 20
WO #	2218639
TECH.	Tammy Yearra

Pond Location	Drain Inlet Jayne Cr
Pond water level	
Does the pond drain within 48 hours?	
Sediment depth in the forbay?	
Sediment depth in the sand filter area?	
Trash found at site?	
Is vegetation below 18" in height?	
Trees or brush found in basin area?	
Condition of the media?	
Condition of vegetation around the out fall pipe	
Was sediment found in the under drain piping? Remove open clean out tops and check	
Any damage to structural elements (pipes, concrete drainage, retaining walls, gablan walls, etc.)?	
Discharge valve open operational	
Emergency bypass valve closed and operational	
Are all Inlets in area clear of debris and sediment?	

**COMMENTS**

pic 166-168



STORMWATER POND INSPECTION  
SAND FILTER SYSTEM

DISTRICT Beunions Ranch  
DATE 04 29 20  
WO # 2218639  
TECH. Tammy Yarra

Pond Location	<u>Drain Inlet Denise Cr</u>
Pond water level	
Does the pond drain within 48 hours?	
Sediment depth in the forbay?	
Sediment depth in the sand filter area?	
Trash found at site?	
Is vegetation below 18" in height?	
Trees or brush found in basin area?	
Condition of the media?	
Condition of vegetation around the out fall pipe	
Was sediment found in the under drain piping? Remove open clean out tops and check	
Any damage to structural elements (pipes, concrete drainage, retaining walls, gabion walls, etc.)?	
Discharge valve open operational	
Emergency bypass valve closed and operational	
Are all inlets in area clear of debris and sediment?	

COMMENTS

pic 170-172

### BUILDER'S CONSTRUCTION VIOLATION REPORT

Date: 04 29 20 PROJECT NAME: Reunion Ranch Page # 1

BUILDER	ADDRESS	VIOLATION	PICTURE #	VIOLATION #	FINE AMT.
TMN	2829 Reunion Ranch	RSF	113	1	
TMN	1035 Jacksdaw	SCO COVER ASAP	114	1	
TMN	1154 Jacksdaw	RSF	115	1	
TMN	1034 Jacksdaw	SCO COVER ASAP	116	1	
TMN	1026 Jacksdaw	SCO COVER ASAP TCB	117	1	
TMN	124 Patience	SCO COVER ASAP	118	1	
TMN	324 Adam	PBC SCO COVER ASAP	119	1	

WO 2218639  
**BUILDER NAMES:**  
 D - David Weekly Homes  
 DR - Drees  
 BR - Brookfield  
 H - Highland Homes  
 MW - MHI/Wilshire  
 SF - Scott Felder  
 S - Sitterle  
 TM - TrendmakerHomes  
 MI - M/I Homes  
 B - Buffington Homes  
 T - Toll Brothers  
 TMN - Taylor Morrison

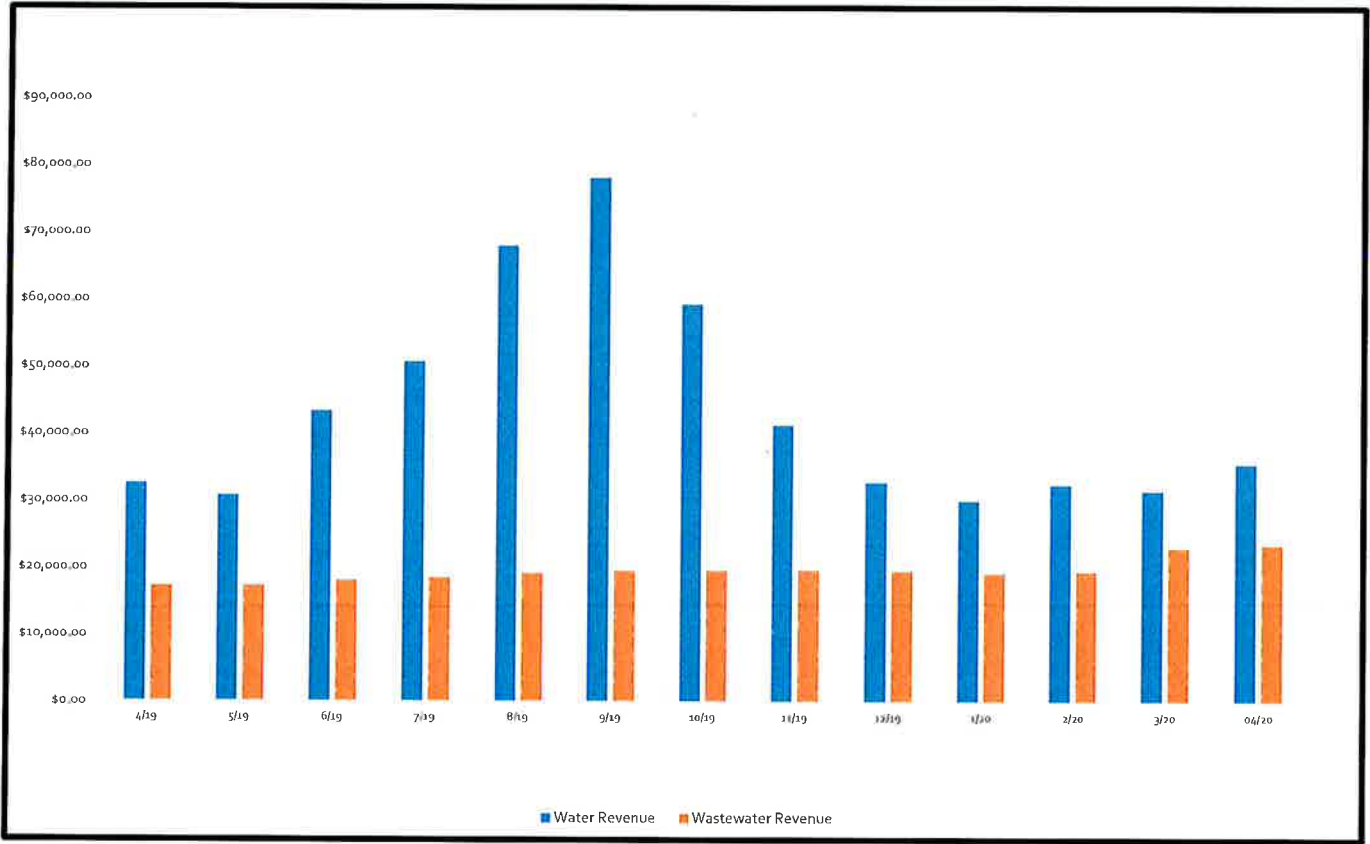
BRN - bull rock needed; EC measures not held during rain event	PBC - properly bed and cover; sewer/water lines, inspection/reinspection needed
CS - clean street and/or curb area	RSF - repair silt fencing; replace, extend or needed
CW - concrete washout, repair, not holding or needed	SIP - storm inlet protection; repair, replace, clean or needed
ECM - EC measures needed; sod, silt fencing, mulch, curlex, geo textile, etc.	SCO - sewer cap off; repair/missing 4" or 6" adaptor plug
OF - orange fencing; repair or needed	TCB - trash containment box; broken, over full, not contained or none.
YI - yard loamed out, needs sod within 5 days	OTHER - as described in report



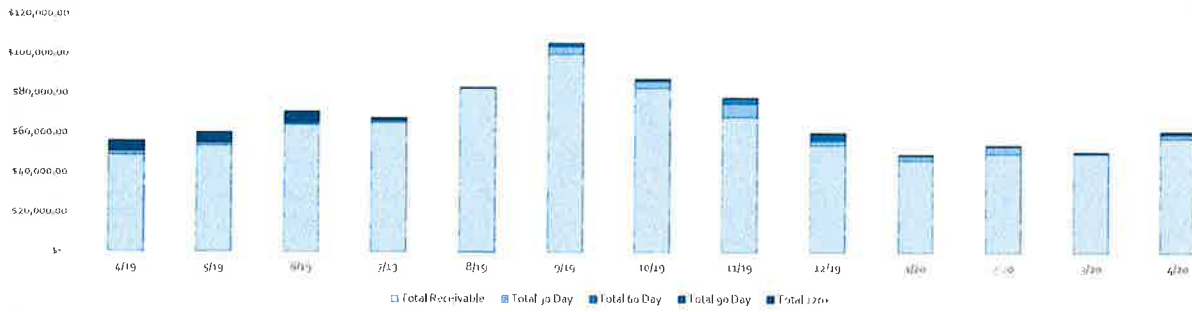
Billing Summary

Description	Connections		Variance
	Apr-19	Apr-20	
Residential	346	441	95
Commercial - HOA	8	9	
Hydrant	3	2	(1)
Tracking	1	1	-
Reclaimed	-	-	-
<b>Total Number of Accounts Billed</b>	<b>358</b>	<b>453</b>	<b>95</b>
	<b>Consumption</b>		
Residential	115,000	3,905,000	3,790,000
Commercial - HOA	1,174,000	827,000	(347,000)
Hydrant	17,000	-	(17,000)
Tracking	61,000	509,000	448,000
Reclaimed	-	-	-
<b>Total Gallons Consumed</b>	<b>1,367,000</b>	<b>5,241,000</b>	<b>3,874,000</b>
	<b>Average Consumption</b>		
Residential	332	8,855	8,523
Commercial - HOA	-	91,889	-
Hydrant	5,667	-	(5,667)
Tracking	61,000	509,000	448,000
Reclaimed	-	-	-
<b>Avg Water Use for Accounts Billed</b>	<b>3,818.44</b>	<b>11,569.54</b>	<b>7,751</b>
Total Billed	14,102	60,923	46,821
Total Aged Receivables	(1,146)	479	1,625
<b>Total Receivables</b>	<b>12,956</b>	<b>57,776</b>	<b>44,820</b>

12 Billing Month History Revenue by Category



**12 Month Accounts Receivable and Collections Report**



Date	Total Receivable	Total 30 Day	Total 60 Day	Total 90 Day	Total 120+
4/19	\$ 48,814.55	\$ 1,958.94	\$ 242.15	\$ 40.20	\$ 4,790.04
5/19	\$ 53,637.76	\$ 1,288.74	\$ 193.84	\$ 136.98	\$ 4,830.24
6/19	\$ 64,032.34	\$ 748.74	\$ 847.98	\$ 135.93	\$ 4,967.22
7/19	\$ 65,240.65	\$ 910.97	\$ 705.59	\$ 418.53	\$ 150.00
8/19	\$ 82,713.26	\$ (24.29)	\$ -	\$ -	\$ 150.00
9/19	\$ 99,930.07	\$ 3,933.55	\$ 1,342.93	\$ -	\$ 150.00
10/19	\$ 82,810.89	\$ 3,526.42	\$ 823.19	\$ 15.35	\$ 150.00
11/19	\$ 68,325.58	\$ 6,629.29	\$ 2,699.80	\$ 185.86	\$ 165.35
12/19	\$ 54,042.78	\$ 2,465.24	\$ 1,099.85	\$ 2,125.32	\$ 351.21
1/20	\$ 46,465.03	\$ 2,405.58	\$ 183.29	\$ -	\$ 150.00
2/20	\$ 49,860.11	\$ 3,764.41	\$ 231.61	\$ -	\$ 150.00
3/20	\$ 50,085.39	\$ 11.77	\$ 479.25	\$ -	\$ 150.00
4/20	\$ 57,776.26	\$ 2,148.36	\$ 640.35	\$ 297.49	\$ 150.00

Board Consideration to Write Off	\$0.00
Board Consideration Collections	\$0.00
Delinquent Letter Mailed	14
Delinquent Tags Hung	N/A
Disconnects for Non Payment	N/A



**Water Production and Quality**

**Water Quality Monitoring**

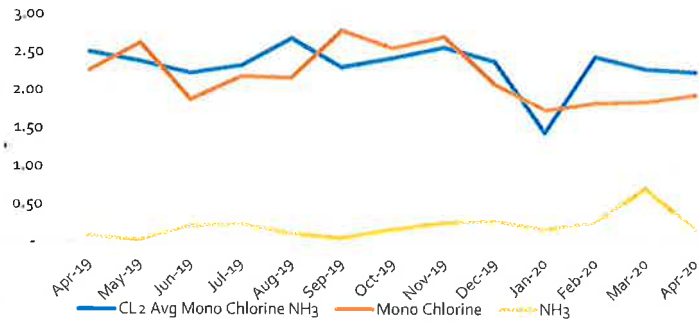
**Current Annual Avg**

**2.32**

State Requirements Must Be Above .50

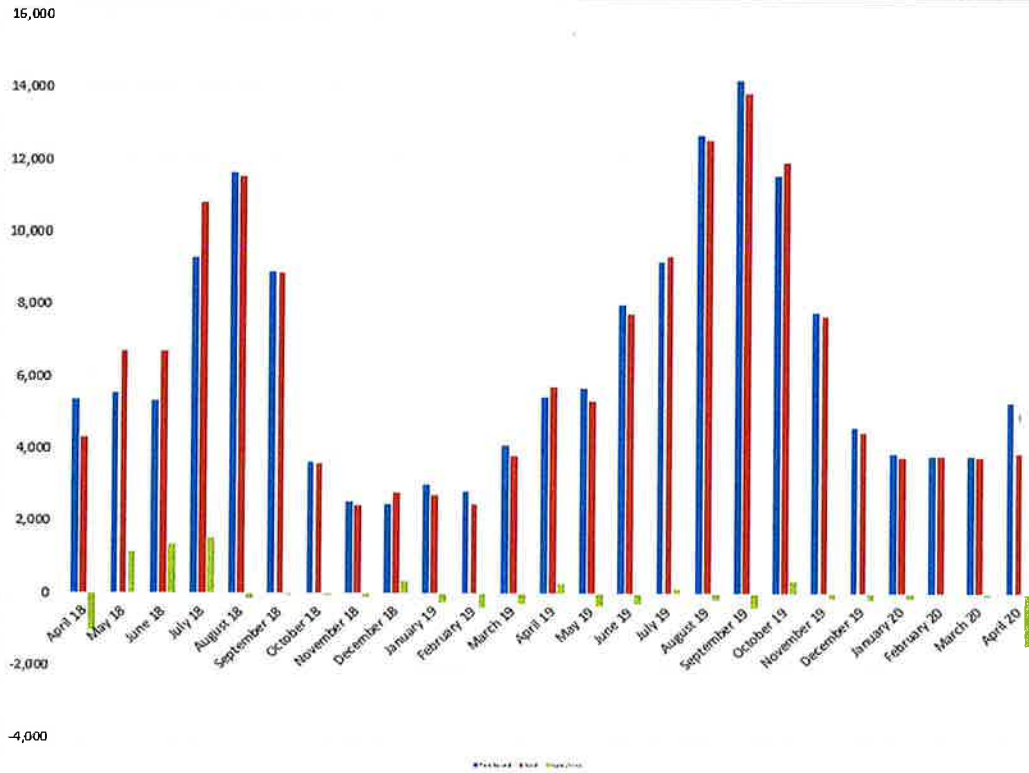
Date	CL2 Avg	Mono Chlorine	NH3
Apr-19	2.50	2.26	0.08
May-19	2.38	2.62	0.02
Jun-19	2.22	1.87	0.20
Jul-19	2.32	2.18	0.23
Aug-19	2.68	2.16	0.11
Sep-19	2.30	2.78	0.05
Oct-19	2.42	2.55	0.16
Nov-19	2.56	2.70	0.25
Dec-19	2.38	2.08	0.27
Jan-20	1.44	1.74	0.17
Feb-20	2.44	1.83	0.26
Mar-20	2.28	1.85	0.71
Apr-20	2.24	1.94	0.17

CL2 Avg-Mono Chlorine - NH3





## Water Accountability Report

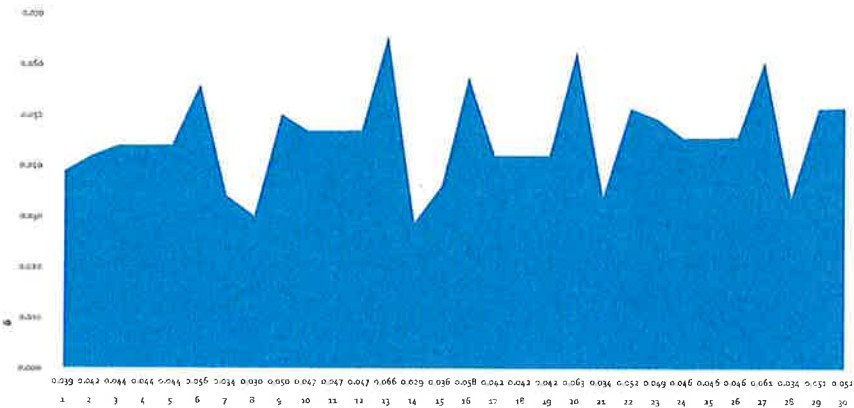


Month	Read Date	Number of Connections	Master Meters	Billed Use	Flushing /Other	Gal.s Loss (-)	% Loss	Accounted For
April 18	4/19/18	288	4,781	4,337	20	(424)	-8.87%	91.13%
May 18	5/17/18	289	7,022	6,700	20	(302)	-4.30%	95.70%
June 18	6/15/18	289	7,031	6,700	20	(311)	-4.42%	95.58%
July 18	7/17/18	302	9,301	10,833	20	1,552	16.69%	116.69%
August 18	8/17/18	308	11,672	8,844	20	(101)	-0.87%	99.13%
September 18	9/18/18	308	8,933	8,891	20	(22)	-0.24%	99.76%
October 18	10/18/18	312	3,603	3,663	20	80	2.21%	102.21%
November 18	11/18/18	317	2,567	2,469	30	(68)	-2.65%	97.35%
December 18	12/14/18	331	2,474	2,828	18	372	15.04%	115.04%
January 19	1/15/19	338	3,048	2,757	82	(209)	-3.85%	93.15%
February 19	2/14/19	348	2,852	2,474	18	(360)	-12.62%	87.38%
March 19	3/15/19	354	4,102	3,822	12	(268)	-6.53%	99.73%
April 19	4/16/19	358	5,970	5,734	12	(224)	-3.75%	115.28%
May 19	5/17/19	363	5,703	5,351	15	(337)	-5.91%	94.09%
June 19	6/17/19	371	8,009	7,756	13	(240)	-2.99%	97.01%
July 19	7/17/19	381	9,201	9,350	9	158	1.72%	101.72%
August 19	8/16/19	389	12,709	12,554	15	(140)	-1.10%	98.90%
September 19	9/17/19	399	14,217	13,856	0	(361)	-2.54%	97.46%
October 19	10/16/19	407	11,605	11,944	7	346	2.98%	102.98%
November 19	11/15/19	415	7,813	7,702	13	(98)	-1.25%	98.75%
December 19	12/17/19	424	4,622	4,461	5	(156)	-3.38%	96.62%
January 20	1/16/20	426	3,910	3,792	10	(108)	-2.77%	97.23%
February 20	2/17/20	432	3,820	3,840	9	29	0.75%	100.75%
March 20	3/18/20	443	3,996	3,793	8	(195)	-4.89%	95.11%
April 20	4/17/20	453	5,479	5,326	7	(146)	-2.66%	97.34%



Wastewater Production and Quality

Wastewater Flows for the Month of April



For the Month of April

	PERMIT	ACTUAL	COMPLIANT	PERCENT
Flow WWTP (Avg.)	0.05 MGD	0.046 MGD	Yes	92.0%
BOD (Avg)	20 mg/L	6.5 mg/L	Yes	
TSS (Avg)	20 mg/L	13.0 mg/L	Yes	
Chlorine Residual (Min)	1.0 mg/L	2.4 mg/L	Yes	
PH (Min)	6.0 Std Units	7.75 Std Units	Yes	
PH (Max)	9.0 Std Units	7.75 Std Units	Yes	

**Reunion Ranch WCID Wastewater Flow Historical**

\* Water Leak at Rec Center

	Connections	Total Flows	Average	Avg Flow Per Connection	WWTP Capacity %
Apr-20	453	1,372,000	46,000	102	92%
Mar-20	443	1,344,000	43,000	97	86%
Feb-20	432	1,156,000	40,000	93	80%
Jan-20	426	1,129,000	36,000	85	72%
<b>TOTALS</b>		<b>5,001,000</b>	<b>\$ 41,250.00</b>	<b>94</b>	<b>83%</b>
Dec-19	424	1,171,000	38,000	90	76%
Nov-19	415	1,103,000	37,000	89	74%
Oct-19	407	1,167,000	38,000	93	76%
Sep-19	399	1,144,000	39,000	98	78%
Aug-19	389	1,306,000	42,000	108	84%
Jul-19	381	1,204,000	39,000	102	78%
Jun-19	371	1,038,000	35,000	94	70%
May-19	363	1,139,000	37,000	102	74%
Apr-19	358	1,017,000	33,000	92	66%
Mar-19	353	933,000	30,000	85	60%
Feb-19	347	807,000	29,000	84	58%
Jan-19	327	1,073,000	35,000	107	70%
<b>TOTALS</b>		<b>13,102,000</b>	<b>36,000.00</b>	<b>95</b>	<b>72%</b>
Dec-18	320	953,000	31,000	97	62%
Nov-18	317	856,000	29,000	91	58%
Oct-18	312	907,000	29,000	93	58%
Sep-18	308	1,015,000	34,000	110	68%
Aug-18	305	1,141,000	37,000	121	74%
Jul-18	302	1,184,000	38,000	126	76%
Jun-18	289	1,122,000	37,000	128	74%
May-18	289	954,000	31,000	107	62%
Apr-18	288	781,000	26,000	90	52%
Mar-18	283	753,000	24,000	85	48%
Feb-18	283	631,000	23,000	81	46%
Jan-18	275	791,000	26,000	95	52%
<b>TOTALS</b>		<b>11,088,000</b>	<b>33,181.82</b>	<b>102</b>	<b>61%</b>
Dec-17	274	732,000	24,000	88	48%
Nov-17	263	770,000	26,000	99	52%
Oct-17	246	774,000	25,000	102	50%
Sep-17	243	700,000	23,000	95	46%
Aug-17	243	787,000	25,000	103	50%
Jul-17	234	678,000	22,000	94	44%
Jun-17	233	631,000	21,000	90	42%
May-17	233	661,000	21,000	90	42%
Apr-17	229	627,000	21,000	92	42%
Mar-17	225	544,000	18,000	80	36%
Feb-17	216	582,000	21,000	97	42%
Jan-17	214	592,000	19,000	89	38%
<b>TOTALS</b>		<b>8,078,000</b>	<b>22,167</b>	<b>93</b>	<b>44%</b>

# **Reunion Ranch W.C.I.D.**

## **Accounting Report**

**May 19, 2020**

---

- Review Cash Activity Report, including Receipts and Expenditures.
  - ☑ Action Items:
    - Approve director and vendor payments.
    - Approve fund transfers.
- Review March 31, 2020 Financial Statements.

# 2020 Reunion Ranch WCID

**January**

Su	M	Tu	W	Th	F	Sa
		1	2	3	4	
5	6	7	8	9	10	11
12	13	14	15	16	17	18
19	20	21	22	23	24	25
26	27	28	29	30	31	

**February**

Su	M	Tu	W	Th	F	Sa
						1
2	3	4	5	6	7	8
9	10	11	12	13	14	15
16	17	18	19	20	21	22
23	24	25	26	27	28	29

**March**

Su	M	Tu	W	Th	F	Sa
1	2	3	4	5	6	7
8	9	10	11	12	13	14
15	16	17	18	19	20	21
22	23	24	25	26	27	28
29	30	31				

**April**

Su	M	Tu	W	Th	F	Sa
		1	2	3	4	
5	6	7	8	9	10	11
12	13	14	15	16	17	18
19	20	21	22	23	24	25
26	27	28	29	30		

**May**

Su	M	Tu	W	Th	F	Sa
					1	2
3	4	5	6	7	8	9
10	11	12	13	14	15	16
17	18	19	20	21	22	23
24	25	26	27	28	29	30
31						

**June**

Su	M	Tu	W	Th	F	Sa
		1	2	3	4	5
6	7	8	9	10	11	12
13	14	15	16	17	18	19
20	21	22	23	24	25	26
27	28	29	30			

**July**

Su	M	Tu	W	Th	F	Sa
		1	2	3	4	
5	6	7	8	9	10	11
12	13	14	15	16	17	18
19	20	21	22	23	24	25
26	27	28	29	30	31	

**August**

Su	M	Tu	W	Th	F	Sa
						1
2	3	4	5	6	7	8
9	10	11	12	13	14	15
16	17	18	19	20	21	22
23	24	25	26	27	28	29
30	31					

**September**

Su	M	Tu	W	Th	F	Sa
		1	2	3	4	5
6	7	8	9	10	11	12
13	14	15	16	17	18	19
20	21	22	23	24	25	26
27	28	29	30			

**October**

Su	M	Tu	W	Th	F	Sa
				1	2	3
4	5	6	7	8	9	10
11	12	13	14	15	16	17
18	19	20	21	22	23	24
25	26	27	28	29	30	31

**November**

Su	M	Tu	W	Th	F	Sa
1	2	3	4	5	6	7
8	9	10	11	12	13	14
15	16	17	18	19	20	21
22	23	24	25	26	27	28
29	30					

**December**

Su	M	Tu	W	Th	F	Sa
		1	2	3	4	5
6	7	8	9	10	11	12
13	14	15	16	17	18	19
20	21	22	23	24	25	26
27	28	29	30	31		

<b>Notes</b>	Jan 21	Board Meeting
	Feb 15	Bond Payments
	Feb 18	Board Meeting
	Mar 17	Board Meeting
	Apr 21	Board Meeting
	May 19	Board Meeting

## Cash Activity Report



**Reunion Ranch W.C.I.D.  
Cash Activity Report  
March 31, 2020 - May 19, 2020**

		First Citizens Operating Account	Bookkeeper's Account
<b>Reconciled Cash Balance - March 31, 2020</b>		<b>\$ 73,804.90</b>	<b>\$ 19,054.98</b>
<b>Subsequent Activity through May 19, 2020</b>		<b>(15,648.92)</b>	<b>8,460.49</b>
Transfer Approved at April 21, 2020 Board Meeting			
Deposit	To TexPool Operating Account		(70,000.00)
Deposit	Service Revenue		53,662.57
	Backcharges		688.51
	Subtotal - Operating Account		(15,648.92)
Transfer Approved at April 21, 2020 Board Meeting	From TexPool Operating Account		368,966.26
Expenditures Approved at April 21, 2020 Board Meeting	Checks 1398 - 1400		(1,268.59)
Expenditures Approved at April 21, 2020 Board Meeting	Checks 1383 - 1397, 1401		(358,166.26)
Customer Refund	Customer Refund		(31.56)
Nathan Neese	Cyber Security Training - April 2020		(138.52)
US Treasury	Payroll Taxes - First Quarter 2020		(298.38)
AT&T	Internet - April 2020		(77.08)
Sommers Marketing + Public Relations	Website - February 2020		(300.00)
Customer Refund	Customer Refund		(92.97)
Customer Refund	Customer Refund		(132.41)
			8,460.49
<b>Expenditures to be Approved at May 19, 2020 Board Meeting (From Bookkeeper's Account)</b>		<b>-</b>	<b>(60,486.99)</b>
	<b>Vendor</b>	<b>Ck.#</b>	<b>Memo</b>
Dennis Daniel		1409	Director Fees - May 19, 2020 Meeting
George Sykes		1410	Director Fees - May 19, 2020 Meeting
Nathan Neese		1411	Director Fees - May 19, 2020 Meeting
Thomas J. Rogers		1412	Director Fees - May 19, 2020 Meeting
Vincent Terracina		1413	Director Fees - May 19, 2020 Meeting
Aquatic Features Inc		1414	Pond Maintenance - April 2020
Bott & Douthitt, PLLC		1415	Accounting Fee - April 2020
LCRA		1416	Raw Water/Monthly Fee - April 2020
LEAF		1417	Flo Trend Pump System - April 2020
Murfee Engineering		1418	Engineering - April 2020
Sommers Marketing + Public Relations		1419	Website - April 2020
West Travis County PUA		1420	Purchased Water - April 2020
Willatt & Flickinger		1421	Legal Fees - April 2020
Zane Furr		1422	Landscape Maintenance - April 2020
Eileen Grass		1423	Director Fees - May 19, 2020 Meeting
Rick Triplett		1424	Director Fees - May 19, 2020 Meeting
			Total Operating Account Expenditures
			60,486.99
<b>Transfers to be Approved at May 19, 2019 Board Meeting</b>		<b>(50,000.00)</b>	<b>60,486.99</b>
Reunion Ranch W.C.I.D.	Transfer from First Citizens Operating to TexPool Operating		
Reunion Ranch W.C.I.D.	Transfer from TexPool Operating to First Citizens Bookkeeper's		(50,000.00)
			60,486.99
			10,486.99
<b>Projected Cash Balance - May 19, 2020</b>		<b>\$ 8,155.98</b>	<b>\$ 27,515.47</b>

**Reunion Ranch W.C.I.D.  
Cash/Investment Activity Report  
March 31, 2020 - May 19, 2020**

	Interest Rates	Balance 2/29/2020	Receipts	Subsequent Disbursements	Subtotal 4/21/2020	Transfers to be Approved 4/21/2020	Projected Balance 4/21/2020
<b>General Fund -</b>							
First Citizens - Operating Account	n/a	73,804.90	54,351.08	(70,000.00)	58,155.98	(50,000.00)	8,155.98
First Citizens - Bookkeeper's Account	n/a	19,054.98	368,966.26	(420,992.76)	(32,971.52)	60,486.99	27,515.47
TexPool - Operating Account	0.2887%	1,138,388.63	90,300.93	(368,966.26)	859,723.30	(10,209.95)	849,513.35
<b>Total - General Fund</b>		<b>1,231,248.51</b>	<b>513,618.27</b>	<b>(859,959.02)</b>	<b>884,907.76</b>	<b>277.04</b>	<b>885,184.80</b>
<b>Debt Service Fund -</b>							
TexPool - Tax	0.2887%	141,372.97	-	(120,300.93)	21,072.04	-	21,072.04
TexPool - Debt Service	0.2887%	1,696,154.33	100,000.00	-	1,796,154.33	-	1,796,154.33
Texpool - SR2019 Capitalized Interest	0.2887%	74,688.93	-	-	74,688.93	-	74,688.93
<b>Total - Debt Service Fund</b>		<b>1,912,216.23</b>	<b>100,000.00</b>	<b>(120,300.93)</b>	<b>1,891,915.30</b>	<b>-</b>	<b>1,891,915.30</b>
<b>Capital Project Fund -</b>							
Texpool - SR2017 Capital Projects	0.2887%	6.56	-	-	6.56	-	6.56
Texpool - SR2018 Capital Projects	0.2887%	1,358.82	-	-	1,358.82	-	1,358.82
Texpool - SR2019 Capital Projects	0.2887%	451,026.86	-	-	451,026.86	-	451,026.86
<b>Total - Capital Project Fund</b>		<b>452,392.24</b>	<b>-</b>	<b>-</b>	<b>452,392.24</b>	<b>-</b>	<b>452,392.24</b>
<b>Total - All Funds</b>		<b>3,595,856.98</b>	<b>613,618.27</b>	<b>(980,259.95)</b>	<b>3,229,215.30</b>	<b>277.04</b>	<b>3,229,492.34</b>

**Transfer Letter Information:**

(1) To transfer funds from First Citizens Operating Account to TexPool Operating Account: \$50,000.00

(2) To transfer funds from TexPool Operating Account to First Citizens Bookkeeper's Account: \$60,486.99

**Reunion Ranch W.C.I.D.**  
**SCHEDULE OF TEMPORARY INVESTMENTS**  
 January 1, 2020 - March 31, 2020

FUNDS	IDENTIFICATION	INTEREST RATE	INTEREST 1/25-3/20	BEG. BK VAL 1/1/2020	END. BK VAL 3/31/2020	BEG. MKT VAL 1/1/2020	END. MKT VAL 3/31/2020	TRADE DATE	MATURITY DATE	DAYS	G/L ACCOUNT
GENERAL FUND:	TexPool - Operating Account	0.5514%	3,392.84	898,844.75	1,138,388.63	898,844.75	1,138,388.63				1007
	Texas Local Government Investment Pool										
<b>TOTAL GENERAL OPERATING FUND</b>			<b>3,392.84</b>	<b>898,844.75</b>	<b>1,138,388.63</b>	<b>898,844.75</b>	<b>1,138,388.63</b>				
DEBT SERVICE FUND:	TexPool - Tax Account	0.5514%	2,392.02	1,083,329.50	1,41,372.97	1,083,329.50	1,41,372.97				1106
	Texas Local Government Investment Pool										
	TexPool - Debt Service	0.5514%	3,873.13	892,926.84	1,696,154.33	892,926.84	1,696,154.33				1115
	Texas Local Government Investment Pool										
	TexPool - SR 2019 Cap Int	0.5514%	258.43	74,430.50	74,688.93	74,430.50	74,688.93				1131
<b>TOTAL DEBT SERVICE FUND</b>			<b>6,523.58</b>	<b>2,050,686.84</b>	<b>1,912,216.23</b>	<b>2,050,686.84</b>	<b>1,912,216.23</b>				
CAPITAL PROJECTS FUND:	TexPool - SR 2017 CPE	0.5514%	-	6.56	6.56	6.56	6.56				1152
	Texas Local Government Investment Pool										
	TexPool - SR 2018 CPE	0.5514%	4.75	1,354.07	1,358.82	1,354.07	1,358.82				1153
	Texas Local Government Investment Pool										
	TexPool - SR 2019 CPE	0.5514%	1,560.72	449,466.14	451,026.86	449,466.14	451,026.86				1154
<b>TOTAL CAPITAL PROJECTS FUND</b>			<b>1,565.47</b>	<b>450,826.77</b>	<b>452,392.24</b>	<b>450,826.77</b>	<b>452,392.24</b>				
<b>TOTAL ALL FUNDS</b>			<b>11,481.89</b>	<b>3,400,358.36</b>	<b>3,502,997.10</b>	<b>3,400,358.36</b>	<b>3,502,997.10</b>				

This quarterly report is in full compliance with the investment strategy as established for the Public Funds Investment Act (Chapter 2459, amending Chapter 2256); and Investment Policy and Strategies set forth by the District.

# Recap & Standings Report

HAYSTAX

Cycles: All Taxing Units: Dripping Spr... Transaction Date Range: 02/01/2020 to 02/28/2020 Sorted By: By Year, Ascending Options: Separate Rollbacks, Include

## Appraisal

WRR (Reunion Ranch WCID)

Taxing Unit Totals (IS,MO,RB,SA)

	Beg. Uncollected	Adjustments	Adjusted Uncollected	Collections	P&I Collected	Credits / Discounts Allowed	Atty. Fee Collected	Variance	Uncollected Balance
2000 & prior	0.00	0.00	0.00	0.00	0.00	0.00	0.00	0.00	0.00
2001	0.00	0.00	0.00	0.00	0.00	0.00	0.00	0.00	0.00
2002	0.00	0.00	0.00	0.00	0.00	0.00	0.00	0.00	0.00
2003	0.00	0.00	0.00	0.00	0.00	0.00	0.00	0.00	0.00
2004	0.00	0.00	0.00	0.00	0.00	0.00	0.00	0.00	0.00
2005	0.00	0.00	0.00	0.00	0.00	0.00	0.00	0.00	0.00
2006	0.00	0.00	0.00	0.00	0.00	0.00	0.00	0.00	0.00
2007	0.00	0.00	0.00	0.00	0.00	0.00	0.00	0.00	0.00
2008	0.00	0.00	0.00	0.00	0.00	0.00	0.00	0.00	0.00
2009	0.00	0.00	0.00	0.00	0.00	0.00	0.00	0.00	0.00
2010	0.00	0.00	0.00	0.00	0.00	0.00	0.00	0.00	0.00
2011	0.00	0.00	0.00	0.00	0.00	0.00	0.00	0.00	0.00
2012	0.00	0.00	0.00	0.00	0.00	0.00	0.00	0.00	0.00
2013	0.00	0.00	0.00	0.00	0.00	0.00	0.00	0.00	0.00
2014	0.00	0.00	0.00	0.00	0.00	0.00	0.00	0.00	0.00
2015	0.00	0.00	0.00	0.00	0.00	0.00	0.00	0.00	0.00
2016	0.00	0.00	0.00	0.00	0.00	0.00	0.00	0.00	0.00
2017	2,352.99	0.00	2,352.99	0.00	0.00	0.00	0.00	0.00	2,352.99
2018	4,283.96	0.00	4,283.96	0.00	0.00	0.00	0.00	0.00	4,283.96
2019	154,772.37	0.00	154,772.37	116,851.42	1,570.67	0.00	0.00	0.00	37,920.95
2020	0.00	0.00	0.00	0.00	0.00	0.00	0.00	0.00	0.00

Summary									
	Total Current	Total Delinquent	Rollbacks	Taxing Unit Total	Percentages	Adjusted Original Roll -- \$1,499,038.43	Current YTD Collected -- \$1,461,117.48		
	154,772.37	6,636.95	0.00	161,409.32		154,772.37	37,920.95		
	2,352.99	6,636.95	0.00	161,409.32		116,851.42	6,636.95		
	4,283.96	0.00	0.00	161,409.32		116,851.42	0.00		
	154,772.37	154,772.37	154,772.37	154,772.37		154,772.37	44,557.90		

**Reunion Ranch W.C.I.D.**  
**ANALYSIS OF TAXES COLLECTED FOR RECONCILIATION**  
 March 31, 2020

TAX YEAR	2019			2018			2017			TOTAL		
	General Fund	Debt Service Fund	Total	General Fund	Debt Service Fund	Total	General Fund	Debt Service Fund	Total	General Fund	Debt Service Fund	Total
	\$ 0,1500	\$ 0,7290	\$ 0,8750	\$ 0,1750	\$ 0,7000	\$ 0,8750	\$ 0,3250	\$ 0,5500	\$ 0,8750			
<b>COLLECTIONS:</b>												
<b>OCT</b>												
TAX ADJUSTMENTS	0.00	0.00	0.00	0.00	0.00	0.00	0.00	0.00	0.00	0.00	0.00	0.00
BASE TAX REV	0.00	0.00	0.00	0.00	0.00	0.00	0.00	0.00	0.00	0.00	0.00	0.00
TAXES	0.00	0.00	0.00	0.00	0.00	0.00	36.92	62.48	99.40	36.92	62.48	99.40
PENALTY	0.00	0.00	0.00	0.00	0.00	0.00	12.18	20.62	32.80	12.18	20.62	32.80
<b>NOV</b>												
TAX ADJUSTMENTS	0.00	0.00	0.00	0.00	0.00	0.00	0.00	0.00	0.00	0.00	0.00	0.00
BASE TAX REV	0.00	0.00	0.00	0.00	0.00	0.00	0.00	0.00	0.00	0.00	0.00	0.00
TAXES	9,791.65	47,326.29	57,117.94	0.00	0.00	0.00	29.31	49.61	78.92	9,820.96	47,375.90	57,196.86
PENALTY	0.00	0.00	0.00	0.00	0.00	0.00	9.97	16.86	26.83	9.97	16.86	26.83
<b>DEC</b>												
TAX ADJUSTMENTS	642.74	3,106.55	3,749.29	806.44	3,225.77	4,032.21	0.00	0.00	0.00	1,449.18	6,332.32	7,781.50
BASE TAX REV	0.00	0.00	0.00	0.00	0.00	0.00	0.00	0.00	0.00	0.00	0.00	0.00
TAXES	174,304.71	842,472.76	1,016,777.47	0.00	0.00	0.00	36.37	61.55	97.92	174,341.08	842,534.31	1,016,875.39
PENALTY	0.00	0.00	0.00	0.00	0.00	0.00	12.73	21.54	34.27	12.73	21.54	34.27
<b>JAN</b>												
TAX ADJUSTMENTS	0.00	0.00	0.00	0.00	0.00	0.00	0.00	0.00	0.00	0.00	0.00	0.00
BASE TAX REV	0.00	0.00	0.00	0.00	0.00	0.00	0.00	0.00	0.00	0.00	0.00	0.00
TAXES	46,349.25	224,021.40	270,370.65	0.00	0.00	0.00	36.10	61.10	97.20	46,385.35	224,082.50	270,467.85
PENALTY	0.00	0.00	0.00	0.00	0.00	0.00	12.99	21.99	34.98	12.99	21.99	34.98
<b>FEB</b>												
TAX ADJUSTMENTS	0.00	0.00	0.00	0.00	0.00	0.00	0.00	0.00	0.00	0.00	0.00	0.00
BASE TAX REV	0.00	0.00	0.00	0.00	0.00	0.00	0.00	0.00	0.00	0.00	0.00	0.00
TAXES	20,031.67	96,819.75	116,851.42	0.00	0.00	0.00	0.00	0.00	0.00	20,031.67	96,819.75	116,851.42
PENALTY	269.26	1,301.41	1,570.67	0.00	0.00	0.00	0.00	0.00	0.00	269.26	1,301.41	1,570.67
<b>MAR</b>												
TAX ADJUSTMENTS	0.00	0.00	0.00	0.00	0.00	0.00	0.00	0.00	0.00	0.00	0.00	0.00
BASE TAX REV	0.00	0.00	0.00	0.00	0.00	0.00	0.00	0.00	0.00	0.00	0.00	0.00
TAXES	1,916.30	9,262.14	11,178.44	0.00	0.00	0.00	388.24	657.02	1,045.26	2,304.54	9,919.16	12,223.70
PENALTY	44.99	217.47	262.46	0.00	0.00	0.00	145.38	246.03	391.41	190.37	463.50	653.87
<b>APR</b>												
TAX ADJUSTMENTS	0.00	0.00	0.00	0.00	0.00	0.00	0.00	0.00	0.00	0.00	0.00	0.00
BASE TAX REV	0.00	0.00	0.00	0.00	0.00	0.00	0.00	0.00	0.00	0.00	0.00	0.00
TAXES	0.00	0.00	0.00	0.00	0.00	0.00	0.00	0.00	0.00	0.00	0.00	0.00
PENALTY	0.00	0.00	0.00	0.00	0.00	0.00	0.00	0.00	0.00	0.00	0.00	0.00
<b>MAY</b>												
TAX ADJUSTMENTS	0.00	0.00	0.00	0.00	0.00	0.00	0.00	0.00	0.00	0.00	0.00	0.00
BASE TAX REV	0.00	0.00	0.00	0.00	0.00	0.00	0.00	0.00	0.00	0.00	0.00	0.00
TAXES	0.00	0.00	0.00	0.00	0.00	0.00	0.00	0.00	0.00	0.00	0.00	0.00
PENALTY	0.00	0.00	0.00	0.00	0.00	0.00	0.00	0.00	0.00	0.00	0.00	0.00
<b>JUN</b>												
TAX ADJUSTMENTS	0.00	0.00	0.00	0.00	0.00	0.00	0.00	0.00	0.00	0.00	0.00	0.00
BASE TAX REV	0.00	0.00	0.00	0.00	0.00	0.00	0.00	0.00	0.00	0.00	0.00	0.00
TAXES	0.00	0.00	0.00	0.00	0.00	0.00	0.00	0.00	0.00	0.00	0.00	0.00
PENALTY	0.00	0.00	0.00	0.00	0.00	0.00	0.00	0.00	0.00	0.00	0.00	0.00
<b>JUL</b>												
TAX ADJUSTMENTS	0.00	0.00	0.00	0.00	0.00	0.00	0.00	0.00	0.00	0.00	0.00	0.00
BASE TAX REV	0.00	0.00	0.00	0.00	0.00	0.00	0.00	0.00	0.00	0.00	0.00	0.00
TAXES	0.00	0.00	0.00	0.00	0.00	0.00	0.00	0.00	0.00	0.00	0.00	0.00
PENALTY	0.00	0.00	0.00	0.00	0.00	0.00	0.00	0.00	0.00	0.00	0.00	0.00
<b>AUG</b>												
TAX ADJUSTMENTS	0.00	0.00	0.00	0.00	0.00	0.00	0.00	0.00	0.00	0.00	0.00	0.00
BASE TAX REV	0.00	0.00	0.00	0.00	0.00	0.00	0.00	0.00	0.00	0.00	0.00	0.00
TAXES	0.00	0.00	0.00	0.00	0.00	0.00	0.00	0.00	0.00	0.00	0.00	0.00
PENALTY	0.00	0.00	0.00	0.00	0.00	0.00	0.00	0.00	0.00	0.00	0.00	0.00
<b>SEP</b>												
TAX ADJUSTMENTS	0.00	0.00	0.00	0.00	0.00	0.00	0.00	0.00	0.00	0.00	0.00	0.00
BASE TAX REV	0.00	0.00	0.00	0.00	0.00	0.00	0.00	0.00	0.00	0.00	0.00	0.00
TAXES	0.00	0.00	0.00	0.00	0.00	0.00	0.00	0.00	0.00	0.00	0.00	0.00
PENALTY	0.00	0.00	0.00	0.00	0.00	0.00	0.00	0.00	0.00	0.00	0.00	0.00
<b>TOTAL</b>												
BASE TAX REV	0.00	0.00	0.00	0.00	0.00	0.00	0.00	0.00	0.00	0.00	0.00	0.00
TAXES	252,393.58	1,219,902.34	1,472,295.92	0.00	0.00	0.00	526.94	891.76	1,418.70	252,920.52	1,220,794.10	1,473,714.62
PENALTY	314.25	1,518.88	1,833.13	0.00	0.00	0.00	193.25	327.04	520.29	507.50	1,845.92	2,353.42
<b>TOTAL DISTRIBUTION</b>	252,707.83	1,221,421.22	1,474,129.05	0.00	0.00	0.00	720.19	1,218.80	1,938.99	253,428.02	1,222,640.02	1,476,068.04
<b>BEGINNING</b>												
TAXES RECEIVABLE	256,335.28	1,238,953.86	1,495,289.14	50.35	201.40	251.75	1,012.67	1,713.76	2,726.43	257,398.30	1,240,869.02	1,498,267.32
TAX ADJUSTMENTS	642.74	3,106.55	3,749.29	806.44	3,225.77	4,032.21	0.00	0.00	0.00	1,449.18	6,332.32	7,781.50
BASE TAX REV	0.00	0.00	0.00	0.00	0.00	0.00	0.00	0.00	0.00	0.00	0.00	0.00
LESS: COLLECTIONS	(252,393.58)	(1,219,902.34)	(1,472,295.92)	0.00	0.00	0.00	(526.94)	(891.76)	(1,418.70)	(252,920.52)	(1,220,794.10)	(1,473,714.62)
<b>TAX REC @ END OF PERIOD</b>	4,584.44	22,158.07	26,742.51	856.79	3,427.17	4,283.96	485.73	822.00	1,307.73	5,926.96	26,407.24	32,334.20

**Reunion Ranch W.C.I.D.  
Collateral Analysis Schedule  
March 31, 2020**

	<u>Funds</u>	<u>Collateral</u>	<u>Over/(Under) Collateralized</u>
<b>First Citizens Bank</b>			
Operating Account	\$ 172,341.18		
Bookkeeper's Account	19,161.11		
<b>Total Funds First Citizens Bank</b>	<u>191,502.29</u>		
FDIC Coverage		<u>250,000.00</u>	
Pledged Collateral First Citizens Bank (Market Value)		<u>326,855.21</u>	
<b>Total Collateral</b>		<u>576,855.21</u>	
<b>Total Collateral/Funds</b>	<u>\$ 191,502.29</u>	<u>\$ 576,855.21</u>	<u>\$ 385,352.92</u>

# Pledge Inventory Report

First-Citizens Bank & Trust Co  
 Raleigh, NC  
 FROM 3/1/2020 TO 3/31/2020

Customer ID: 65900  
 Report Date: 4/2/2020  
 PAS Rep: Joanne Rodriguez  
 Account Rep: Mike Phillips/Ryan Gallant

Cusip Ticket	Description Location Code/Name	Maturity/Refunded Dt Group	Intent Coupon	S&P Moody	Market Price Dt Maturity (Yr)	Original Face Par	Book Value Market Value
Pledged: REUN - TX - Reunion Ranch WCID Round Rock Texas							
3136ALYX3 1041499	FNM14081 CA WF - Wells Fargo	03/25/2041 CM1	AFS 3.00000	NA Nr	3/31/2020 21.00	672,000.00 256,626.17	264,052.24 269,043.22
3137FRSN2 1223273	FHR 4957 TA WF - Wells Fargo	03/25/2048 CM1	AFS 3.00000	NR Nr	3/31/2020 28.00	28,000.00 27,914.45	28,742.07 29,814.55
31418DFM9 1198358	FNMA POOL #MA3771 WF - Wells Fargo	09/01/2039 MBS	AFS 3.00000		3/31/2020 19.43	28,538.00 26,725.82	27,372.08 27,997.44
3	Total Pledged: REUN - TX - Reunion Ranch WCID Round Rock Texas					728,538.00 311,266.44	320,166.39 326,855.21

This report reflects information submitted to us by the customer. It is not intended to be used as the official record of safekeeping location and/or pledged holdings. This information should be provided by the customer's safekeeper.

# **FINANCIAL STATEMENTS**



**Reunion Ranch W.C.I.D.**  
**Accountant's Compilation Report**  
**March 31, 2020**

The District is responsible for the accompanying financial statements of the governmental activities of Reunion Ranch W.C.I.D., as of and for the six months ended March 31, 2020, which collectively comprise the District's basic financial statements – governmental funds in accordance with the accounting principles generally accepted in the United States of America. We have performed a compilation engagement in accordance with Statements on Standards for Accounting and Review Services promulgated by the Accounting and Review Services Committee of the AICPA. We did not audit or review the financial statements nor were we required to perform any procedures to verify the accuracy or completeness of the information provided by management. Accordingly, we do not express an opinion, a conclusion, nor provide any form of assurance on these financial statements.

The District has omitted the management's discussion and analysis, the Statement of Net Assets, and Statement of Activities that the Governmental Accounting Standards Board required to be presented to supplement the basic financial statements. Such missing information, although not a part of the basic financial statements, is required by the Governmental Accounting Standards Board who considers it to be an essential part of financial reporting for placing the basic financial statements in an appropriate operational, economic, or historic context.

In addition, the District has elected to omit substantially all of the disclosures and the statement of cash flows required by accounting principles generally accepted in the United States of America. If the omitted disclosures and components required by GASB 34 were included in the financial statements, they might influence the user's conclusions about the District's financial position, results of operations, and cash flows. Accordingly, these financial statements are not designed for those who are not informed about such matters.

Accounting principles generally accepted in the United States of America require that budgetary comparison information be presented to supplement the basic financial statements. Such information is presented for purposes of additional analysis and, although not a required part of the basic financial statements, is required by the Governmental Accounting Standards Board who considers it to be an essential part of financial reporting and for placing the basic financial statements in an appropriate operational, economic, or historical context. Such information is the responsibility of management. The required supplementary information was subject to our compilation engagement. We have not audited or reviewed the required supplementary information and do not express an opinion, a conclusion, nor provide any assurance on such information.

Supplementary Information

The supplementary information contained in the schedules described in the Supplementary Information Index is presented for purposes of additional analysis and is not a required part of the basic financial statements. This information is the representation of management. The information was subject to our compilation engagement, however, we have not audited or reviewed the supplementary information and, accordingly, do not express an opinion, a conclusion, nor provide any form of assurance on such supplementary information.

We are not independent with respect to Reunion Ranch W.C.I.D.



BOTT & DOUTHITT, P.L.L.C.

May 12, 2020  
Round Rock, TX

**Reunion Ranch W.C.I.D.  
Governmental Funds Balance Sheet  
March 31, 2020**

	<b>Governmental Funds</b>			<b>Governmental Funds Total</b>
	<b>General Fund</b>	<b>Debt Service Fund</b>	<b>Capital Projects Fund</b>	
<b>Assets</b>				
Cash and Cash Equivalents -				
Cash - Operating	\$ 73,804.90	\$ -	\$ -	\$ 73,804.90
Cash - Bookkeeper's Account	19,054.98	-	-	19,054.98
Cash Equivalents	1,138,388.63	1,912,216.23	452,392.24	3,502,997.10
Receivables -				
Property Taxes	5,926.98	26,407.22	-	32,334.20
Service Accounts, net of allowance for doubtful accounts of \$ -	50,085.39	-	-	50,085.39
Prepaid Expense	1,872.85	-	9,547.50	11,420.35
Accounts Receivable - Other	2,625.74	-	-	2,625.74
Accrued Service Revenue	33,757.29	-	-	33,757.29
Interfund	35,816.85	-	-	35,816.85
<b>Total Assets</b>	<b>\$ 1,361,333.61</b>	<b>\$ 1,938,623.45</b>	<b>\$ 461,939.74</b>	<b>\$ 3,761,896.80</b>
<b>Liabilities</b>				
Accounts Payable	\$ 191,452.37	\$ -	\$ -	\$ 191,452.37
Accrued Expenditures	13,174.81	-	-	13,174.81
Impact Fees Payable	-	-	-	-
Customer Deposits	58,550.00	-	-	58,550.00
Builder Deposit	2,000.00	-	-	2,000.00
Due to TCEQ	772.04	-	-	772.04
Interfund	-	22,795.84	13,021.01	35,816.85
Payroll Taxes Payable	298.38	-	-	298.38
<b>Total Liabilities</b>	<b>266,247.60</b>	<b>22,795.84</b>	<b>13,021.01</b>	<b>302,064.45</b>
<b>Deferred Inflows of Resources</b>				
Deferred Revenue - Property Taxes	5,926.98	26,407.22	-	32,334.20
<b>Total Deferred Inflows of Resources</b>	<b>5,926.98</b>	<b>26,407.22</b>	<b>-</b>	<b>32,334.20</b>
<b>Fund Balance</b>				
Fund Balances:				
Restricted for				
Debt Service	-	1,889,420.39	-	1,889,420.39
Capital Projects	-	-	448,918.73	448,918.73
Unassigned	1,089,159.03	-	-	1,089,159.03
<b>Total Fund Balances</b>	<b>1,089,159.03</b>	<b>1,889,420.39</b>	<b>448,918.73</b>	<b>3,427,498.15</b>
<b>Total Liabilities, Deferred Inflows of Resources and Fund Balances</b>	<b>\$ 1,361,333.61</b>	<b>\$ 1,938,623.45</b>	<b>\$ 461,939.74</b>	<b>\$ 3,761,896.80</b>

See Accountants' Report.

**Reunion Ranch W.C.I.D.  
Statement of Revenues,  
Expenditures & Changes in Fund Balance-Governmental Funds  
October 1, 2019 - March 31, 2020**

	Governmental Funds			Governmental Funds Total
	General Fund	Debt Service Fund	Capital Projects Fund	
<b>Revenues:</b>				
Property Tax Revenue	\$ 253,428.02	\$ 1,222,640.02	\$ -	\$ 1,476,068.04
Service Accounts				
Water Revenue	228,664.48	-	-	228,664.48
Wastewater Revenue	119,921.62	-	-	119,921.62
Service Revenue Penalties	4,551.68	-	-	4,551.68
Tap Fee Income	32,000.00	-	-	32,000.00
Inspection Fee Income	25,850.00	-	-	25,850.00
Interest and Other Income	7,598.26	10,566.70	1,961.33	20,126.29
<b>Total Revenues</b>	<b>672,014.06</b>	<b>1,233,206.72</b>	<b>1,961.33</b>	<b>1,907,182.11</b>
<b>Expenditures:</b>				
Operating Expenses -				
Reservation Fee	13,787.42	-	-	13,787.42
Monthly Charges	55,790.39	-	-	55,790.39
Water Purchases	73,569.94	-	-	73,569.94
Operations & Management	49,723.93	-	-	49,723.93
Repairs & Maintenance	159,325.14	-	-	159,325.14
Inspections	26,572.09	-	-	26,572.09
Utilities	8,408.45	-	-	8,408.45
Landscape Maintenance	21,710.00	-	-	21,710.00
Pond Maintenance	4,645.00	-	-	4,645.00
Chemicals	3,373.13	-	-	3,373.13
Lab Fees	8,410.60	-	-	8,410.60
Sludge Hauling	78,307.13	-	-	78,307.13
Permit Fee	1,328.05	-	-	1,328.05
Administrative Services -				
Director Fees, including payroll tax	4,521.33	-	-	4,521.33
Director Reimbursements	369.46	-	-	369.46
Insurance	14,673.03	-	-	14,673.03
Tax Appraisal/Collection Fees	909.25	4,394.71	-	5,303.96
Miscellaneous Expense	4,701.52	-	-	4,701.52
Professional Fees -				
Legal Fees	34,356.17	-	-	34,356.17
Bookkeeping Fees	12,750.00	-	-	12,750.00
Engineering Fees	15,341.49	-	-	15,341.49
Engineering Fees - Special	1,373.75	-	-	1,373.75
Audit Fees	11,500.00	-	-	11,500.00
Debt Service -				
Interest Expense	-	310,645.64	256,992.00	567,637.64
Fiscal Agent Fees	-	800.00	-	800.00
Bond Issuance Costs	-	-	397,665.97	397,665.97
Capital Outlay	-	-	3,870,776.00	3,870,776.00
<b>Total Expenditures</b>	<b>605,447.27</b>	<b>315,840.35</b>	<b>4,525,433.97</b>	<b>5,446,721.59</b>
<b>Excess/(Deficiency) of Revenues Over (Under) Expenditures</b>	<b>66,566.79</b>	<b>917,366.37</b>	<b>(4,523,472.64)</b>	<b>(3,539,539.48)</b>
<b>Other Financing Sources (Uses):</b>				
Bond Proceeds	-	74,388.00	4,925,612.00	5,000,000.00
Bond Premium	-	-	16,389.75	16,389.75
Bond Discount	-	-	(5,593.65)	(5,593.65)
<b>Total Other Financing Sources (Uses)</b>	<b>-</b>	<b>74,388.00</b>	<b>4,936,408.10</b>	<b>5,010,796.10</b>
<b>Excess/(Deficiency) of Revenues And Other Financing Sources Over (Under) Expenditures and Other Financing Uses</b>	<b>66,566.79</b>	<b>991,754.37</b>	<b>412,935.46</b>	<b>1,471,256.62</b>
<b>Fund Balance, October 1, 2019</b>	<b>1,022,592.24</b>	<b>897,666.02</b>	<b>35,983.27</b>	<b>1,956,241.53</b>
<b>Fund Balance, March 31, 2020</b>	<b>\$ 1,089,159.03</b>	<b>\$ 1,889,420.39</b>	<b>\$ 448,918.73</b>	<b>\$ 3,427,498.15</b>

See Accountants' Report.

## **Supplementary Information Index**

### **General Fund**

- Budgetary Comparison Schedule
- Revenues & Expenses: Actual + Budgeted
- Cash Account Reconciliations
- A/P Aging Summary
- Payroll Summary
- Adjustments Journal
- General Ledger

### **Debt Service Fund**

- Debt Service Schedule
- Adjustments Journal
- General Ledger

### **Capital Projects Fund**

- Adjustments Journal
- General Ledger

## General Fund

**Reunion Ranch W.C.I.D.  
Budgetary Comparison Schedule - General Fund  
March 31, 2020**

	CURRENT MONTH			YEAR TO DATE		
	Actual	Budget	Difference	Actual	Budget	Difference
<b>Revenues:</b>						
Property Tax Revenue	\$ 2,494.91	\$ -	\$ 2,494.91	\$ 253,428.02	\$ 249,624.00	\$ 3,804.02
Service Accounts						
Water Revenue	31,947.84	26,167.00	5,780.84	228,664.48	170,682.00	57,982.48
Wastewater Revenue	22,819.18	18,145.00	4,674.18	119,921.62	106,734.00	13,187.62
Service Revenue Penalties	565.78	443.00	122.78	4,551.68	2,774.00	1,777.68
Tap Fees	-	3,000.00	(3,000.00)	32,000.00	18,000.00	14,000.00
Inspection Fees	-	2,250.00	(2,250.00)	25,850.00	13,500.00	12,350.00
Interest and Other Income	934.84	950.00	(15.16)	7,598.26	5,700.00	1,898.26
<b>Total Revenues</b>	<b>58,762.55</b>	<b>50,955.00</b>	<b>7,807.55</b>	<b>672,014.06</b>	<b>567,014.00</b>	<b>105,000.06</b>
<b>Expenditures:</b>						
Operating Expenses -						
Reservation Fee	2,114.58	1,583.00	(531.58)	13,787.42	9,498.00	(4,289.42)
Monthly Charges	10,041.09	10,041.00	(0.09)	55,790.39	60,246.00	4,455.61
Water Purchases	7,174.89	6,894.00	(280.89)	73,569.94	51,357.00	(22,212.94)
Management and Operations	7,731.45	7,338.00	(393.45)	49,723.93	43,803.00	(5,920.93)
Repairs and Maintenance	10,721.61	12,250.00	1,528.39	159,325.14	73,500.00	(85,825.14)
Inspection Fees	4,283.65	1,950.00	(2,333.65)	26,572.09	11,700.00	(14,872.09)
Utilities	1,240.31	1,350.00	109.69	8,408.45	8,100.00	(308.45)
Landscape Maintenance	3,735.00	2,865.00	(870.00)	21,710.00	17,190.00	(4,520.00)
Pond Maintenance	780.00	1,000.00	220.00	4,645.00	6,000.00	1,355.00
Chemicals	-	1,250.00	1,250.00	3,373.13	7,500.00	4,126.87
Lab Fees	106.96	1,750.00	1,643.04	8,410.60	10,500.00	2,089.40
Sludge Hauling	-	6,000.00	6,000.00	78,307.13	36,000.00	(42,307.13)
Permit Fees	-	-	-	1,328.05	1,500.00	171.95
Administrative Services -						
Director Fees, incl payroll taxes	484.44	815.00	330.56	4,521.33	4,890.00	368.67
Director Reimbursement	53.36	65.00	11.64	369.46	390.00	20.54
Insurance	-	-	-	14,673.03	15,000.00	326.97
Tax Appraisal/Collector Fees	459.29	1,000.00	540.71	909.25	2,000.00	1,090.75
Miscellaneous	657.00	3,100.00	2,443.00	4,701.52	3,600.00	(1,101.52)
Professional Fees -						
Legal Fees	5,090.50	5,250.00	159.50	34,356.17	31,500.00	(2,856.17)
Accounting Fees	2,000.00	2,000.00	-	12,750.00	12,500.00	(250.00)
Engineering Fees - General	1,500.00	2,850.00	1,350.00	15,341.49	17,100.00	1,758.51
Engineering Fees - Special	175.00	2,000.00	1,825.00	1,373.75	12,000.00	10,626.25
Audit Fees	-	-	-	11,500.00	11,500.00	-
<b>Total Expenditures</b>	<b>58,349.13</b>	<b>71,351.00</b>	<b>13,001.87</b>	<b>605,447.27</b>	<b>447,374.00</b>	<b>(158,073.27)</b>
<b>Excess/(Deficiency) of Revenues Over/ (Under) Expenditures</b>	<b>\$ 413.42</b>	<b>\$ (20,396.00)</b>	<b>\$ 20,809.42</b>	<b>\$ 66,566.79</b>	<b>\$ 119,640.00</b>	<b>\$ (53,073.21)</b>

## Reunion Ranch W.C.I.D. Revenues and Expenditures - General Fund: Actuals + Budgeted Fiscal Year 2019-2020

FY 2020 Budget Approved 9/11/19	Actual Oct-19	Actual Nov-19	Actual Dec-19	Actual Jan-20	Actual Feb-20	Actual Mar-20	Budget Apr-20	Budget May-20	Budget Jun-20	Budget Jul-20	Budget Aug-20	Budget Sep-20	Projected Actual	Projected Variance
\$ 249,624	\$ 49	\$ 9,831	\$ 174,354	\$ 46,398	\$ 20,301	\$ 2,495	\$ -	\$ -	\$ -	\$ -	\$ -	\$ -	\$ 253,428	\$ 3,804
<b>Property Tax Revenues</b>														
Service Accounts -														
Water Service Fees	59,275	41,656	33,471	29,790	32,525	31,948	29,068	29,294	39,100	44,916	45,257	45,600	461,899	57,982
Sewer Service Fees	19,459	19,492	19,442	19,143	19,416	22,819	18,288	18,430	18,573	18,715	18,855	19,000	231,783	13,186
Service Account Penalties	6,225	1,396	287	499	715	566	474	477	577	636	641	646	8,003	1,778
Tap Fee Income	6,000	-	12,000	4,000	10,000	-	3,000	3,000	3,000	3,000	3,000	3,000	50,000	14,000
Inspection Fee Income	11,400	4,800	-	9,600	3,200	8,250	2,250	2,250	2,250	2,250	2,250	2,250	39,350	12,350
Interest Income	-	1,405	1,313	1,400	1,238	935	950	950	950	950	950	950	13,298	1,898
<b>Total Revenues</b>	952,761	92,384	73,476	250,517	104,430	58,763	54,030	54,401	64,450	70,467	70,953	71,446	1,057,761	105,000
<b>Expenditures:</b>														
Operating Expenses -														
LCCA Firm Water Reservation Fee	18,996	1,583	1,583	4,562	2,362	2,415	1,583	1,583	1,583	1,583	1,583	1,583	23,285	(4,289)
WTPUA Monthly Charge	120,492	5,585	10,041	10,041	10,041	10,041	10,041	10,041	10,041	10,041	10,041	10,041	116,036	4,456
Water Purchases	140,217	25,690	18,169	7,222	7,244	7,175	8,686	8,753	14,956	18,666	18,808	18,951	162,430	(22,213)
Management & Operations	88,146	9,627	8,342	8,268	7,850	7,905	7,353	7,368	7,383	7,398	7,413	7,428	94,067	(5,921)
Inspections	23,400	4,622	4,890	3,435	5,612	4,281	1,950	1,950	1,950	1,950	1,950	1,950	38,272	(14,872)
Utilities	16,200	1,505	1,132	1,870	1,156	1,240	1,350	1,350	1,350	1,350	1,350	1,350	16,508	(308)
Bacteriological Testing	21,000	155	-	2,762	1,172	107	1,750	1,750	1,750	1,750	1,750	1,750	18,911	2,089
Chemicals	15,000	-	-	927	2,447	-	1,250	1,250	1,250	1,250	1,250	1,250	10,873	4,127
Sludge Hauling	72,000	-	11,803	17,078	49,327	-	6,000	6,000	6,000	6,000	6,000	6,000	114,307	(42,307)
Permit Fee	1,500	-	708	-	620	-	-	-	-	-	-	-	1,328	172
Repairs & Maintenance -														
Water System	35,000	2,683	4,370	10,285	1,079	659	2,750	2,750	2,750	2,750	2,750	2,750	36,329	(3,329)
Wastewater	96,000	13,729	6,519	16,113	70,298	10,063	8,000	8,000	8,000	8,000	8,000	8,000	176,876	(76,876)
Irrigation	18,000	790	-	3,580	10,251	-	1,500	1,500	1,500	1,500	1,500	1,500	23,620	(5,620)
Landscape Maintenance	34,380	4,015	4,615	3,115	3,115	3,735	2,865	2,865	2,865	2,865	2,865	2,865	30,900	(4,520)
Pond Maintenance	22,000	805	735	780	780	780	1,000	1,000	1,000	1,000	1,000	1,000	20,645	1,355
Subtotal-District Facilities	720,331	70,787	73,006	49,906	171,337	47,930	56,078	56,160	62,418	66,103	66,260	76,418	888,388	(168,057)
<b>Administrative Services -</b>														
Director Fees, incl payroll tax	9,779	807	807	807	807	484	815	815	815	815	815	814	9,410	369
Director Reimbursements	780	63	63	63	63	53	65	65	65	65	65	65	759	21
Insurance	15,000	13,173	1,500	-	-	-	-	-	-	-	-	-	14,673	327
Tax Appraisal/Collector Fees	4,000	-	450	-	-	459	-	1,000	-	-	-	1,000	2,909	1,091
Public Notice	1,450	-	-	-	-	-	-	-	-	-	1,450	-	1,450	-
Miscellaneous	4,200	204	2,624	576	101	657	100	100	100	100	100	100	5,302	(1,102)
Subtotal-Admin. Services	35,209	14,248	4,994	1,896	1,412	1,654	980	980	1,980	980	2,430	1,979	34,504	705
<b>Professional Fees -</b>														
Legal Fees	65,000	7,208	4,901	5,563	5,209	5,091	5,250	5,250	5,250	5,250	5,250	5,250	65,856	(2,856)
Accounting Fees	24,500	2,000	2,000	2,750	2,000	2,000	2,000	2,000	2,000	2,000	2,000	2,000	24,750	(250)
Engineering Fees	34,200	3,563	3,968	1,875	1,959	1,500	2,850	2,850	2,850	2,850	2,850	2,850	32,441	1,759
Engineering Fees - Special	24,000	546	653	-	175	-	2,000	2,000	2,000	2,000	2,000	2,000	13,374	10,626
Audit Fees	11,500	-	-	11,500	-	-	-	-	-	-	-	-	11,500	-
Permit Renewal	-	-	-	-	-	-	-	-	-	-	-	-	-	-
Subtotal-Professional Fees	157,200	13,316	10,869	10,693	22,510	9,168	12,100	12,100	12,100	12,100	12,100	12,100	147,921	9,279
<b>Total Expenditures</b>	912,740	98,351	88,868	62,494	115,918	181,467	69,240	76,498	80,790	80,790	80,790	90,497	1,070,813	(158,073)
<b>Excess/(Deficiency) of Revenues over Expenditures</b>	\$ 40,021	\$ (5,967)	\$ (15,393)	\$ 188,022	\$ (11,487)	\$ (89,022)	\$ 413	\$ (14,839)	\$ (12,048)	\$ (6,716)	\$ (9,837)	\$ (19,051)	\$ (13,052)	\$ (53,073)

See Accompanis Report.

**Reunion Ranch W.C.I.D.  
Cash Account Reconciliations  
March 31, 2020**

	<b>First Citizens Operating</b>	<b>First Citizens Bookkeeper's</b>	<b>Total</b>
<b>Beginning Bank Balance 3/1/2020</b>	\$ 278,167.77	\$ 22,023.47	\$ 300,191.24
<b>Cleared Transactions</b>			
Checks and Payments	(164,758.88)	(2,862.36)	(167,621.24)
Deposits and Credits	58,932.29	-	58,932.29
<b>Total Cleared Transactions</b>	(105,826.59)	(2,862.36)	(108,688.95)
<b>Ending Bank Balance 3/31/2020</b>	172,341.18	19,161.11	191,502.29
<b>Uncleared Transactions</b>			
Deposits in Transit	137.43	-	137.43
Outstanding Checks	(98,673.71)	(106.13)	(98,779.84)
<b>Total Uncleared Transactions</b>	(98,536.28)	(106.13)	(98,642.41)
<b>Register Balance as of 3/31/2020</b>	<u>\$ 73,804.90</u>	<u>\$ 19,054.98</u>	<u>\$ 92,859.88</u>

See Accountants' Report.



**Reunion Ranch W.C.I.D.  
A/P Aging Summary  
As of March 31, 2020**

	Current	1 - 30	31 - 60	61 - 90	> 90	TOTAL
Aquatic Features Inc	780.00	0.00	0.00	0.00	0.00	780.00
Bott & Douthitt, P.L.L.C.	2,000.00	0.00	0.00	0.00	0.00	2,000.00
DSHS Central Lab	106.96	0.00	0.00	0.00	0.00	106.96
Inframark LLC	152942.05	0.00	0.00	0.00	0.00	152942.05
LCRA	2,971.62	0.00	0.00	0.00	0.00	2,971.62
LEAF	4,356.95	0.00	0.00	0.00	0.00	4,356.95
Murfee Engineering Company	1,675.00	0.00	0.00	0.00	0.00	1,675.00
██████████	31.56	0.00	0.00	0.00	0.00	31.56
Pedernales Electric Cooperative	1,003.79	0.00	0.00	0.00	0.00	1,003.79
Sommers Marketing + Public Relations	100.00	300.00	0.00	0.00	0.00	400.00
West Travis County PUA	16,358.94	0.00	0.00	0.00	0.00	16,358.94
Willatt & Flickinger, P.L.L.C.	5,090.50	0.00	0.00	0.00	0.00	5,090.50
Zane Furr	3,735.00	0.00	0.00	0.00	0.00	3,735.00
<b>TOTAL</b>	<b>191152.37</b>	<b>300.00</b>	<b>0.00</b>	<b>0.00</b>	<b>0.00</b>	<b>191452.37</b>

See Accountants' Report.

**Reunion Ranch W.C.I.D.  
Payroll Summary  
March 2020**

Employee Wages, Taxes and Adjustments	Dennis Daniel		George Sykes		Nathan Neese		Thomas J. Rogers		Vincent J. Terracina		TOTAL	
	Mar 20	Jan - Mar 20	Mar 20	Jan - Mar 20	Mar 20	Jan - Mar 20	Mar 20	Jan - Mar 20	Mar 20	Jan - Mar 20	Mar 20	Jan - Mar 20
<b>Gross Pay</b>												
Director Fees	150.00	450.00	150.00	450.00	150.00	450.00	0.00	300.00	0.00	300.00	0.00	1,950.00
Mileage	17.40	52.20	18.56	55.68	17.40	52.20	0.00	0.00	0.00	19.72	0.00	179.80
<b>Total Gross Pay</b>	<b>167.40</b>	<b>502.20</b>	<b>168.56</b>	<b>505.68</b>	<b>167.40</b>	<b>502.20</b>	<b>0.00</b>	<b>300.00</b>	<b>0.00</b>	<b>319.72</b>	<b>0.00</b>	<b>2,129.80</b>
<b>Adjusted Gross Pay</b>	<b>167.40</b>	<b>502.20</b>	<b>168.56</b>	<b>505.68</b>	<b>167.40</b>	<b>502.20</b>	<b>0.00</b>	<b>300.00</b>	<b>0.00</b>	<b>319.72</b>	<b>0.00</b>	<b>2,129.80</b>
<b>Taxes Withheld</b>												
Federal Withholding	0.00	0.00	0.00	0.00	0.00	0.00	0.00	0.00	0.00	0.00	0.00	0.00
Medicare Employee	(2.18)	(6.53)	(2.18)	(6.53)	(2.18)	(6.53)	0.00	(4.35)	0.00	(4.35)	0.00	(28.29)
Social Security Employee	(9.30)	(27.90)	(9.30)	(27.90)	(9.30)	(27.90)	0.00	(18.60)	0.00	(18.60)	0.00	(120.90)
Medicare Employee Addl Tax	0.00	0.00	0.00	0.00	0.00	0.00	0.00	0.00	0.00	0.00	0.00	0.00
<b>Total Taxes Withheld</b>	<b>(11.48)</b>	<b>(34.43)</b>	<b>(11.48)</b>	<b>(34.43)</b>	<b>(11.48)</b>	<b>(34.43)</b>	<b>0.00</b>	<b>(22.95)</b>	<b>0.00</b>	<b>(22.95)</b>	<b>0.00</b>	<b>(149.19)</b>
<b>Net Pay</b>	<b>155.92</b>	<b>467.77</b>	<b>157.08</b>	<b>471.25</b>	<b>155.92</b>	<b>467.77</b>	<b>0.00</b>	<b>277.05</b>	<b>0.00</b>	<b>296.77</b>	<b>0.00</b>	<b>1,980.61</b>
<b>Employer Taxes and Contributions</b>												
Medicare Company	2.18	6.53	2.18	6.53	2.18	6.53	0.00	4.35	0.00	4.35	0.00	28.29
Social Security Company	9.30	27.90	9.30	27.90	9.30	27.90	0.00	18.60	0.00	18.60	0.00	120.90
<b>Total Employer Taxes and Contributions</b>	<b>11.48</b>	<b>34.43</b>	<b>11.48</b>	<b>34.43</b>	<b>11.48</b>	<b>34.43</b>	<b>0.00</b>	<b>22.95</b>	<b>0.00</b>	<b>22.95</b>	<b>0.00</b>	<b>149.19</b>

**Reunion Ranch W.C.I.D.  
Adjustments Journal  
March 2020**

Date	Num	Memo	Account	Debit	Credit
03/31/2020	3.1	Record Tax Collections	1152 - Taxes Receivable		2,304.54
		Record Tax Collections	2704 - Deferred Revenue - Property Tax	2,304.54	
		Record Tax Collections	4300 - Property Tax Revenue		2,304.54
		Record Tax Collections	4350 - Penalties & Interest - Tax		190.37
		Record Tax Collections	1173 - Due From Debt Service Fund	2,494.91	
				<u>4,799.45</u>	<u>4,799.45</u>
03/31/2020	3.2	Record B&C Reports	1120 - Service Accounts Receivable	56,609.93	
		Record B&C Reports	4225 - Service Revenue Penalties	9.52	
		Record B&C Reports	4100 - Water Revenue	1.34	
		Record B&C Reports	4200 - Wastewater Revenues	36.53	
		Record B&C Reports	2139 - TCEQ Liability	2.13	
		Record B&C Reports	4100 - Water Revenue		40.00
		Record B&C Reports	4225 - Service Revenue Penalties		575.30
		Record B&C Reports	4100 - Water Revenue		31,439.81
		Record B&C Reports	4200 - Wastewater Revenues		22,892.24
		Record B&C Reports	2139 - TCEQ Liability		272.10
		Record B&C Reports	2161 - Customer Deposits		1,200.00
		Record B&C Reports	4100 - Water Revenue		240.00
		Record B&C Reports	4100 - Water Revenue	1.34	
		Record B&C Reports	4200 - Wastewater Revenues	36.53	
		Record B&C Reports	2139 - TCEQ Liability	2.13	
		Record B&C Reports	4100 - Water Revenue		40.00
				<u>56,699.45</u>	<u>56,699.45</u>
03/31/2020	3.3	Record Refunded/Applied Deposits	2161 - Customer Deposits	450.00	
		Record Refunded/Applied Deposits	4100 - Water Revenue		450.00
		Record Refunded/Applied Deposits	1120 - Service Accounts Receivable		227.73
		Record Refunded/Applied Deposits	4100 - Water Revenue	227.73	
				<u>677.73</u>	<u>677.73</u>
03/01/2020	2.5R	Reverse of GJE 2.5 -- Accrue Inframark - Febru...	6120 - Operations Expense		133.73
		Accrue Inframark - February 2020	6122 - Repairs & Maint. - Water		1,079.41
		Accrue Inframark - February 2020	6130 - Chemicals		2,446.60
		Accrue Inframark - February 2020	6200 - Repairs & Maint - Sewer		65,940.65
		Accrue Inframark - February 2020	6210 - Lab Fees		1,162.93
		Accrue Inframark - February 2020	6217 - Sludge Hauling		49,327.13
		Accrue Inframark - February 2020	6220 - Inspections		3,530.53
		Accrue Inframark - February 2020	6223 - Repairs & Maint - Irrigation		10,250.57
		Accrue Inframark - February 2020	2100 - Accrued Expenses	133,871.55	
				<u>133,871.55</u>	<u>133,871.55</u>
TOTAL				<u>196,048.18</u>	<u>196,048.18</u>

See Accountants' Report.

Reunion Ranch W.C.I.D.

General Ledger

As of March 31, 2020

Type	Date	Num	Source Name	Memo	Amount	Balance	
1000 - First Citizens Bank - Operating							
Deposit	03/01/2020			Bankcard	341.50	209,391.77	
Deposit	03/01/2020			Bankcard	1,118.37	209,733.27	
Deposit	03/01/2020			eChecks	222.00	210,851.64	
Deposit	03/02/2020			Bankcard	191.00	211,073.64	
Deposit	03/02/2020			Deposit	298.09	211,264.64	
Deposit	03/02/2020			Usdan	106.03	211,562.73	
Deposit	03/02/2020			eChecks	139.09	211,668.76	
Deposit	03/02/2020			Lockbox	59.05	211,807.85	
Deposit	03/03/2020			Bankcard	511.47	212,378.37	
Deposit	03/03/2020			eChecks	192.06	212,570.43	
Deposit	03/03/2020			eChecks	270.35	212,840.78	
Deposit	03/03/2020			Lockbox	1,345.49	214,186.27	
Deposit	03/04/2020			Bankcard	451.88	214,638.15	
Deposit	03/04/2020			eChecks	191.45	214,829.60	
Deposit	03/05/2020			Bankcard	346.58	215,176.18	
Deposit	03/05/2020			Lockbox	145.49	215,321.67	
Deposit	03/06/2020			eChecks	106.03	215,427.70	
Deposit	03/06/2020			Lockbox	376.87	215,804.57	
Deposit	03/07/2020			eChecks	201.95	216,006.52	
Deposit	03/08/2020			Bankcard	129.62	216,136.14	
Deposit	03/09/2020			Usdan	214.93	216,351.07	
Deposit	03/09/2020			Lockbox	919.78	217,270.85	
Deposit	03/10/2020			Bankcard	321.09	217,591.94	
Deposit	03/10/2020			Usdan	617.79	218,209.73	
Deposit	03/10/2020			eChecks	383.01	218,592.74	
Deposit	03/10/2020			Lockbox	2,072.84	220,665.58	
Deposit	03/11/2020			Bankcard	338.43	221,004.01	
Deposit	03/11/2020			Deposit	182.51	221,186.52	
Deposit	03/11/2020			Lockbox	1,180.32	222,366.84	
Deposit	03/12/2020			Bankcard	225.42	222,592.26	
Deposit	03/12/2020			Usdan	734.20	223,326.46	
Deposit	03/12/2020			eChecks	200.98	223,527.44	
Deposit	03/12/2020			Lockbox	513.81	224,041.25	
Deposit	03/13/2020			Bankcard	515.59	224,556.84	
Deposit	03/13/2020			Deposit	228.94	224,785.78	
Deposit	03/13/2020			Usdan	106.28	224,892.06	
Deposit	03/13/2020			eChecks	863.44	225,755.50	
Deposit	03/13/2020			Lockbox	291.46	226,046.96	
Deposit	03/14/2020			eChecks	109.55	226,156.51	
Deposit	03/15/2020			Bankcard	161.82	226,318.33	
Deposit	03/15/2020			Bankcard	95.73	226,414.06	
Deposit	03/15/2020			eChecks	109.29	226,523.35	
Deposit	03/15/2020			eChecks	143.21	226,666.56	
Deposit	03/16/2020			Bankcard	373.61	227,040.17	
Deposit	03/16/2020			Usdan	223.18	227,263.35	
Deposit	03/16/2020			Lockbox	464.12	227,727.47	
Paycheck	03/17/2020	11413	Dennis Daniel		(155.92)	227,571.55	
Paycheck	03/17/2020	11414	George Sykes		(157.08)	227,414.47	
Paycheck	03/17/2020	11415	Nathan Neese		(155.92)	227,258.55	
Paycheck	03/17/2020	11416	Thomas J. Rogers	VOID:	0.00	227,258.55	
Paycheck	03/17/2020	11417	Vincent J. Terraclna	VOID:	0.00	227,258.55	
Bill Pmt -Check	03/17/2020	11418	Aquatic Features Inc	Pond Maintenance - February 2020	(780.00)	226,478.55	
Bill Pmt -Check	03/17/2020	11419	Bolt & Douthitt, P.L.L.C.	Accounting Fees - February 2020	(2,000.00)	224,478.55	
Bill Pmt -Check	03/17/2020	11420	Hays Central Appraisal District	Appraisal Fees - 2020 2nd Quarter	(2,679.17)	221,799.38	
Bill Pmt -Check	03/17/2020	11421	Inframark LLC	Maintenance - January 2020	(53,722.33)	168,077.05	
Bill Pmt -Check	03/17/2020	11422	LCRA	Raw Water/Monthly Fee - February 2020	(2,448.24)	165,628.81	
Bill Pmt -Check	03/17/2020	11423	LEAF	Flo Trend Pump System - February 2020	(4,356.95)	161,271.86	
Bill Pmt -Check	03/17/2020	11424	Murfee Engineering Company		(11,696.60)	149,575.26	
Bill Pmt -Check	03/17/2020	11425	Willatt & Flickinger, P.L.L.C.	Legal Fees - February 2020	(5,209.20)	144,366.06	
Bill Pmt -Check	03/17/2020	11426	WTCPUA	Impact Fees - February 2020	(81,787.00)	62,579.06	
Bill Pmt -Check	03/17/2020	11427	Zane Furr	Landscape Maintenance - February 2020	(3,115.00)	59,464.06	
Bill Pmt -Check	03/17/2020	11428	West Travis County PUA	Monthly Charge/Purchased Water - February 2020	(16,419.99)	43,044.07	
Bill Pmt -Check	03/17/2020	11429	Inframark LLC	Operations - February 2020	(7,771.19)	35,272.88	
Deposit	03/17/2020			Bankcard	180.00	35,452.88	
Deposit	03/17/2020			Usdan	95.73	35,548.61	
Deposit	03/17/2020			eChecks	139.70	35,688.31	
Deposit	03/17/2020			Lockbox	945.87	36,634.18	
Deposit	03/18/2020			Bankcard	198.99	36,833.17	
Deposit	03/18/2020			Deposit	95.73	36,928.90	
Deposit	03/18/2020			Usdan	74.21	37,003.11	
Deposit	03/18/2020			eChecks	88.94	37,092.05	
Deposit	03/18/2020			eChecks	95.73	37,187.78	
Deposit	03/18/2020			Lockbox	1,291.64	38,479.42	
Deposit	03/19/2020			Bankcard	251.75	38,731.17	
Deposit	03/19/2020			Usdan	109.29	38,840.46	
Deposit	03/19/2020			ACH	14,837.69	53,678.15	
Deposit	03/19/2020			Lockbox	1,358.96	55,037.11	
Deposit	03/20/2020			Bankcard	4,530.32	59,567.43	
Deposit	03/20/2020			Usdan	98.42	59,665.85	
Deposit	03/20/2020			eChecks	213.06	59,878.91	
Deposit	03/20/2020			Lockbox	482.53	60,361.44	
Deposit	03/22/2020			Bankcard	74.73	60,436.17	
Deposit	03/22/2020			eChecks	278.29	60,714.46	
Deposit	03/23/2020			Usdan	88.54	60,803.00	
Deposit	03/23/2020			eChecks	248.75	61,051.75	
Deposit	03/23/2020			Lockbox	233.16	61,284.91	
Deposit	03/24/2020			Bankcard	155.19	61,440.10	
Deposit	03/24/2020			Usdan	4,391.49	65,831.59	
Deposit	03/24/2020			Lockbox	425.38	66,256.97	
Deposit	03/25/2020			Bankcard	180.00	66,436.97	
Deposit	03/25/2020			Usdan	102.51	66,539.48	
Deposit	03/26/2020			Lockbox	166.42	66,705.90	
Deposit	03/26/2020			Deposit	912.80	67,618.70	
Deposit	03/27/2020			Lockbox	150.00	67,768.70	
Deposit	03/27/2020			Bankcard	196.69	67,965.39	
Deposit	03/27/2020			Usdan	211.06	68,176.45	
Deposit	03/27/2020			Lockbox	226.03	68,402.48	
Deposit	03/28/2020			eChecks	176.41	68,578.89	
Deposit	03/30/2020			Usdan	5,290.58	73,869.47	
Deposit	03/31/2020			eChecks	137.43	74,006.90	
Check	03/31/2020			Service Charge	(202.00)	73,804.90	
Total 1000 - First Citizens Bank - Operating						(135,586.87)	73,804.90

See Accountants' Report.

**Reunion Ranch W.C.I.D.**

**General Ledger**

**As of March 31, 2020**

Type	Date	Num	Source Name	Memo	Amount	Balance
1105 - First Citizens - Bookkeeper's						
Bill Pmt - Check	03/05/2020	1374	TCEQ	Permit Fee - FY 2020	(620.00)	21,920.81
Bill Pmt - Check	03/11/2020	1375		Customer Refund	(77.64)	21,300.81
Bill Pmt - Check	03/11/2020	1376		Customer Refund	(115.58)	21,223.17
Bill Pmt - Check	03/11/2020	1377	Pedernales Electric Cooperative	Customer Refund	(943.93)	21,107.59
Bill Pmt - Check	03/11/2020	1378		Customer Refund	(29.05)	20,134.61
Bill Pmt - Check	03/18/2020	1379	AT&T	Telephone - March 2020	(159.44)	19,975.17
Bill Pmt - Check	03/18/2020	1380	DSHS Central Lab	Lab Fees - February 2020	(8.74)	19,966.43
Bill Pmt - Check	03/18/2020	1381	LCRA	Raw Water/Monthly Fee - February 2020	(77.37)	19,187.06
Bill Pmt - Check	03/26/2020	1382	AT&T	Internet - March 2020	(77.08)	19,109.98
Check	03/31/2020			Service Charge	(55.00)	19,054.98
<b>Total 1105 - First Citizens - Bookkeeper's</b>					<b>(2,865.83)</b>	<b>19,054.98</b>
1007 - Texpool Operating Account						
Transfer	03/23/2020			Funds Transfer	48,618.22	1,088,835.57
Deposit	03/31/2020			Interest	934.84	1,137,453.79
<b>Total 1007 - Texpool Operating Account</b>					<b>49,553.06</b>	<b>1,138,388.63</b>
1120 - Service Accounts Receivable						
Deposit	03/01/2020			Bankcard	(341.50)	49,860.11
Deposit	03/01/2020			Bankcard	(1,118.37)	48,400.24
Deposit	03/01/2020			eChecks	(222.00)	48,178.24
Deposit	03/02/2020			Bankcard	(191.00)	47,987.24
Deposit	03/02/2020			Deposit	(298.09)	47,689.15
Deposit	03/02/2020			Usdan	(106.03)	47,583.12
Deposit	03/02/2020			eChecks	(139.09)	47,444.03
Deposit	03/02/2020			Lockbox	(59.05)	47,384.98
Deposit	03/03/2020			Bankcard	(511.47)	46,873.51
Deposit	03/03/2020			eChecks	(192.06)	46,681.45
Deposit	03/03/2020			eChecks	(270.35)	46,411.10
Deposit	03/04/2020			Lockbox	(1,345.49)	45,065.61
Deposit	03/04/2020			Bankcard	(451.88)	44,613.73
Deposit	03/05/2020			eChecks	(191.45)	44,422.28
Deposit	03/05/2020			Bankcard	(346.58)	44,075.70
Deposit	03/06/2020			Lockbox	(145.49)	43,930.21
Deposit	03/06/2020			eChecks	(106.03)	43,824.18
Deposit	03/07/2020			Lockbox	(376.87)	43,447.31
Deposit	03/07/2020			eChecks	(201.95)	43,245.36
Deposit	03/08/2020			Bankcard	(129.62)	43,115.74
Deposit	03/09/2020			Usdan	(214.93)	42,900.81
Deposit	03/09/2020			Lockbox	(919.78)	41,981.03
Deposit	03/10/2020			Bankcard	(321.09)	41,659.94
Deposit	03/10/2020			Usdan	(617.79)	41,042.15
Deposit	03/10/2020			eChecks	(383.01)	40,659.14
Deposit	03/11/2020			Lockbox	(2,072.84)	38,586.30
Deposit	03/11/2020			Bankcard	(338.43)	38,247.87
Deposit	03/11/2020			Deposit	(182.51)	38,065.36
Deposit	03/11/2020			Lockbox	(1,180.32)	36,885.04
Deposit	03/12/2020			Bankcard	(225.42)	36,659.62
Deposit	03/12/2020			Usdan	(734.20)	35,925.42
Deposit	03/12/2020			eChecks	(200.98)	35,724.44
Deposit	03/12/2020			Lockbox	(513.81)	35,210.63
Deposit	03/13/2020			Bankcard	(515.59)	34,695.04
Deposit	03/13/2020			Deposit	(228.94)	34,466.10
Deposit	03/13/2020			Usdan	(106.28)	34,359.82
Deposit	03/13/2020			eChecks	(863.44)	33,496.38
Deposit	03/13/2020			Lockbox	(291.46)	33,204.92
Deposit	03/14/2020			eChecks	(109.55)	33,095.37
Deposit	03/15/2020			Bankcard	(161.82)	32,933.55
Deposit	03/15/2020			Bankcard	(95.73)	32,837.82
Deposit	03/15/2020			eChecks	(109.29)	32,728.53
Deposit	03/16/2020			eChecks	(143.21)	32,585.32
Deposit	03/16/2020			Bankcard	(373.61)	32,211.71
Deposit	03/16/2020			Usdan	(223.18)	31,988.53
Deposit	03/17/2020			Lockbox	(464.12)	31,524.41
Deposit	03/17/2020			Bankcard	(180.00)	31,344.41
Deposit	03/17/2020			Usdan	(95.73)	31,248.68
Deposit	03/17/2020			eChecks	(139.70)	31,108.98
Deposit	03/18/2020			Lockbox	(945.87)	30,163.11
Deposit	03/18/2020			Bankcard	(198.99)	29,964.12
Deposit	03/18/2020			Deposit	(95.73)	29,868.39
Deposit	03/18/2020			Usdan	(74.21)	29,794.18
Deposit	03/18/2020			eChecks	(88.94)	29,705.24
Deposit	03/18/2020			eChecks	(95.73)	29,609.51
Deposit	03/18/2020			Lockbox	(1,291.64)	28,317.87
Deposit	03/19/2020			Bankcard	(251.75)	28,066.12
Deposit	03/19/2020			Usdan	(109.29)	27,956.83
Deposit	03/19/2020			ACH	(14,837.69)	13,119.14
Deposit	03/19/2020			Lockbox	(1,358.96)	11,760.18
Deposit	03/20/2020			Bankcard	(4,530.32)	7,229.86
Deposit	03/20/2020			Usdan	(98.42)	7,131.44
Deposit	03/20/2020			eChecks	(213.06)	6,918.38
Deposit	03/20/2020			Lockbox	(482.53)	6,435.85
Deposit	03/22/2020			Bankcard	(74.73)	6,361.12
Deposit	03/22/2020			eChecks	(278.29)	6,082.83
Deposit	03/23/2020			Usdan	(88.54)	5,994.29
Deposit	03/23/2020			eChecks	(248.75)	5,745.54
Deposit	03/23/2020			Lockbox	(233.16)	5,512.38
Deposit	03/24/2020			Bankcard	(155.19)	5,357.19
Deposit	03/24/2020			Usdan	(4,391.49)	965.70
Deposit	03/25/2020			Lockbox	(425.38)	540.32
Deposit	03/25/2020			Bankcard	(180.00)	360.32
Deposit	03/25/2020			Usdan	(102.51)	257.81
Deposit	03/25/2020			Lockbox	(166.42)	91.39
Deposit	03/26/2020			Bankcard	(150.00)	(58.61)
Deposit	03/27/2020			Usdan	(196.69)	(255.30)
Deposit	03/27/2020			eChecks	(211.06)	(466.36)
Deposit	03/27/2020			Lockbox	(226.03)	(692.39)
Deposit	03/28/2020			eChecks	(176.41)	(868.80)
Deposit	03/30/2020			Usdan	(5,290.58)	(6,159.38)
Deposit	03/31/2020			eChecks	(137.43)	(6,296.81)

See Accountants' Report.

**Reunion Ranch W.C.I.D.**

**General Ledger**

**As of March 31, 2020**

Type	Date	Num	Source Name	Memo	Amount	Balance
General Journal	03/31/2020	3.2		Record B&C Reports	56,609.93	50,313.12
General Journal	03/31/2020	3.3		Record Refunded/Applied Deposits	(227.73)	50,085.39
<b>Total 1120 - Service Accounts Receivable</b>					<b>225.28</b>	<b>50,085.39</b>
<b>1152 - Taxes Receivable</b>						<b>8,231.52</b>
General Journal	03/31/2020	3.1		Record Tax Collections	(2,304.54)	5,926.98
<b>Total 1152 - Taxes Receivable</b>					<b>(2,304.54)</b>	<b>5,926.98</b>
<b>1301 - Prepaid Insurance</b>						<b>1,872.85</b>
<b>Total 1301 - Prepaid Insurance</b>						<b>1,872.85</b>
<b>1325 - A/R Other</b>						<b>2,847.80</b>
Deposit	03/26/2020	57670		2854 Reunion - SO 2138403	(38.69)	2,809.11
Deposit	03/26/2020	57671		207 Patience - SO 2147147	(247.61)	2,561.50
Deposit	03/26/2020	57672		2820 Reunion - SO 2147937	(61.09)	2,500.41
Deposit	03/26/2020	57673		124 Jacksdaw - SO 2155994	(65.00)	2,435.41
Deposit	03/26/2020	57674		124 Jacksdaw - SO 2155995	(65.00)	2,370.41
Deposit	03/26/2020	57675		2589 Reunion - SO 2168365	(65.00)	2,305.41
Deposit	03/26/2020	57676		2793 Reunion - SO 2170461	(45.41)	2,260.00
Deposit	03/26/2020	57677		2793 Reunion - SO 2170462	(65.00)	2,195.00
Deposit	03/26/2020	57678		2793 Reunion - SO 2170463	(65.00)	2,130.00
Deposit	03/26/2020	57679		2589 Reunion - SO 2171321	(65.00)	2,065.00
Deposit	03/26/2020	57680		2717 Reunion - SO 2172452	(65.00)	2,000.00
Deposit	03/26/2020	57669		207 Patience - SO 2134657	(65.00)	1,935.00
Bill	03/31/2020	1129386	Inframark LLC	Maintenance - February and March 2020 - 2471 Reunion - ...	50.00	1,985.00
Bill	03/31/2020	1129386	Inframark LLC	Maintenance - February and March 2020 - 2603 Reunion - ...	50.00	2,035.00
Bill	03/31/2020	1129386	Inframark LLC	Maintenance - February and March 2020 - 195 Clement - ...	50.00	2,085.00
Bill	03/31/2020	1129386	Inframark LLC	Maintenance - February and March 2020 - 1189 Jacksdaw - ...	50.00	2,135.00
Bill	03/31/2020	1129386	Inframark LLC	Maintenance - February and March 2020 - 259 Jacksdaw - ...	50.00	2,185.00
Bill	03/31/2020	1129386	Inframark LLC	Maintenance - February and March 2020 - 214 Adam - SO...	50.00	2,235.00
Bill	03/31/2020	1129386	Inframark LLC	Maintenance - February and March 2020 - 240 Adam - SO...	50.00	2,285.00
Bill	03/31/2020	1129386	Inframark LLC	Maintenance - February and March 2020 - 188 Patience - ...	50.00	2,335.00
Bill	03/31/2020	1129386	Inframark LLC	Maintenance - February and March 2020 - 442 Delayne - ...	50.27	2,385.27
Bill	03/31/2020	1129386	Inframark LLC	Maintenance - February and March 2020 - 1393 Jacksdaw...	68.48	2,453.75
Bill	03/31/2020	1129386	Inframark LLC	Maintenance - February and March 2020 - 1393 Jacksdaw...	70.03	2,523.78
Bill	03/31/2020	1129386	Inframark LLC	Maintenance - February and March 2020 - 442 Delayne - ...	25.85	2,549.63
Bill	03/31/2020	1129386	Inframark LLC	Maintenance - February and March 2020 - 402 Delayne - ...	48.71	2,598.34
Bill	03/31/2020	1129386	Inframark LLC	Maintenance - February and March 2020 - 402 Delayne - ...	27.40	2,625.74
<b>Total 1325 - A/R Other</b>					<b>(222.06)</b>	<b>2,625.74</b>
<b>1420 - Accrued Service Revenue</b>						<b>33,757.29</b>
<b>Total 1420 - Accrued Service Revenue</b>						<b>33,757.29</b>
<b>1173 - Due From Debt Service Fund</b>						<b>66,699.27</b>
Bill	03/01/2020	RRW 03/20	Hays Central Appraisal District	Appraisal Fees - 2020 2nd Quarter	2,219.88	68,919.15
Transfer	03/23/2020			Funds Transfer	(48,618.22)	20,300.93
General Journal	03/31/2020	3.1		Record Tax Collections	2,494.91	22,795.84
<b>Total 1173 - Due From Debt Service Fund</b>					<b>(43,903.43)</b>	<b>22,795.84</b>
<b>1174 - Due from Capital Projects</b>						<b>3,473.51</b>
Bill	03/17/2020	42293	Murfee Engineering Company	Bond Application No. 6 - February 2020	9,547.50	13,021.01
<b>Total 1174 - Due from Capital Projects</b>					<b>9,547.50</b>	<b>13,021.01</b>
<b>2000 - Accounts Payable</b>						<b>(100,546.31)</b>
Bill	03/01/2020	RRW 03/20	Hays Central Appraisal District	Appraisal Fees - 2020 2nd Quarter	(2,679.17)	(103,225.48)
Bill	03/01/2020	6198	Sommers Marketing + Public Relations	Website - February 2020	(300.00)	(103,525.48)
Bill	03/03/2020	152-288-56...	AT&T	Telephone - March 2020	(159.44)	(103,684.92)
Bill Pmt - Check	03/05/2020	1374	TCED	Permit Fee - FY 2020	620.00	(103,064.92)
Bill Pmt - Check	03/11/2020	1375		Customer Refund	77.64	(102,987.28)
Bill Pmt - Check	03/11/2020	1376		Customer Refund	115.58	(102,871.70)
Bill Pmt - Check	03/11/2020	1377	Pedernales Electric Cooperative	Customer Refund	943.93	(101,927.77)
Bill Pmt - Check	03/11/2020	1378		Customer Refund	29.05	(101,898.72)
Bill	03/17/2020	42293	Murfee Engineering Company	Bond Application No. 6 - February 2020	(9,547.50)	(111,446.22)
Bill	03/17/2020		WTCPUA	Impact Fees - February 2020	(81,787.00)	(193,233.22)
Bill Pmt - Check	03/17/2020	11418	Aquatic Features Inc	Pond Maintenance - February 2020	780.00	(192,453.22)
Bill Pmt - Check	03/17/2020	11419	Bolt & Douthitt, P.L.L.C.	Accounting Fees - February 2020	2,000.00	(190,453.22)
Bill Pmt - Check	03/17/2020	11420	Hays Central Appraisal District	Appraisal Fees - 2020 2nd Quarter	2,679.17	(187,774.05)
Bill Pmt - Check	03/17/2020	11421	Inframark LLC	Maintenance - January 2020	53,722.33	(134,051.72)
Bill Pmt - Check	03/17/2020	11422	LCRA	Raw Water/Monthly Fee - February 2020	2,448.24	(131,603.48)
Bill Pmt - Check	03/17/2020	11423	LEAF	Flo Trend Pump System - February 2020	4,356.95	(127,246.53)
Bill Pmt - Check	03/17/2020	11424	Murfee Engineering Company		11,696.60	(115,549.93)
Bill Pmt - Check	03/17/2020	11425	Willatt & Flickinger, P.L.L.C.	Legal Fees - February 2020	5,209.20	(110,340.73)
Bill Pmt - Check	03/17/2020	11426	WTCPUA	Impact Fees - February 2020	81,787.00	(28,553.73)
Bill Pmt - Check	03/17/2020	11427	Zane Furr	Landscape Maintenance - February 2020	3,115.00	(25,438.73)
Bill Pmt - Check	03/17/2020	11428	West Travis County PUA	Monthly Charge/Purchased Water - February 2020	16,419.99	(9,018.74)
Bill Pmt - Check	03/17/2020	11429	Inframark LLC	Operations - February 2020	7,771.19	(1,247.55)
Bill Pmt - Check	03/18/2020	1379	AT&T	Telephone - March 2020	159.44	(1,088.11)
Bill Pmt - Check	03/18/2020	1380	DSHS Central Lab	Lab Fees - February 2020	8.74	(1,079.37)
Bill Pmt - Check	03/18/2020	1381	LCRA	Raw Water/Monthly Fee - February 2020	779.37	(300.00)
Bill Pmt - Check	03/18/2020	1382	AT&T	Internet - March 2020	77.08	(222.92)
Bill	03/31/2020	144878477...	AT&T	Internet - March 2020	(77.08)	(300.00)
Bill	03/31/2020	8827	Bolt & Douthitt, P.L.L.C.	Accounting Fees - March 2020	(2,000.00)	(7,300.00)
Bill	03/31/2020	1129386	Inframark LLC	Maintenance - February and March 2020	(145,391.03)	(147,691.03)
Bill	03/31/2020	202003741	Aquatic Features Inc	Pond Maintenance - March 2020	(780.00)	(148,471.03)
Bill	03/31/2020	50579	Inframark LLC	Operations - March 2020	(7,551.02)	(156,022.05)
Bill	03/31/2020	00540849 ...	LCRA	Raw Water/Monthly Fee - March 2020	(2,971.62)	(158,993.67)
Bill	03/31/2020	10498024	LEAF	Flo Trend Pump System - March 2020	(4,356.95)	(163,350.62)
Bill	03/31/2020	42512	Murfee Engineering Company	District Engineering - March 2020	(1,500.00)	(164,850.62)
Bill	03/31/2020	42514	Murfee Engineering Company	CCTV Wastewater Line Televising & Inspection - March 2020	(175.00)	(165,025.62)
Bill	03/31/2020	6280	Sommers Marketing + Public Relations	Website - March 2020	(100.00)	(165,125.62)
Bill	03/31/2020	25094	West Travis County PUA	Monthly Charge/Purchased Water - March 2020	(16,358.94)	(181,484.56)
Bill	03/31/2020	033120	Willatt & Flickinger, P.L.L.C.	Legal Fees - March 2020	(5,090.50)	(186,575.06)
Bill	03/31/2020	ZF2020-RR-...	Zane Furr	Landscape Maintenance - March 2020	(3,735.00)	(190,310.06)
Bill	03/31/2020	CEN.CD644...	DSHS Central Lab	Lab Fees - March 2020	(106.96)	(190,417.02)
Bill	03/31/2020	300131343...	Pedernales Electric Cooperative	591 Katie - March 2020	(31.12)	(190,448.14)
Bill	03/31/2020	300131343...	Pedernales Electric Cooperative	374 Katie Dr - March 2020	(157.61)	(190,605.75)
Bill	03/31/2020	300131342...	Pedernales Electric Cooperative	111 Margaret Circle - March 2020	(24.91)	(190,630.66)
Bill	03/31/2020	300131342...	Pedernales Electric Cooperative	Reunion Ranch & FM 1826 - March 2020	(790.15)	(191,420.81)
Bill	03/31/2020	738-00101-...		Customer Refund	(31.56)	(191,452.37)
<b>Total 2000 - Accounts Payable</b>					<b>(90,906.06)</b>	<b>(191,452.37)</b>

See Accountants' Report.

**Reunion Ranch W.C.I.D.**

**General Ledger**

**As of March 31, 2020**

Type	Date	Num	Source Name	Memo	Amount	Balance
2120 · Impact Fees Payable						(81,787.00)
Bill	03/17/2020		WTCPUA	Impact Fees - February 2020	81,787.00	0.00
<b>Total 2120 · Impact Fees Payable</b>					<b>81,787.00</b>	<b>0.00</b>
2100 · Accrued Expenses						(147,046.36)
General Journal	03/01/2020	2.5R		Accrue Inframark - February 2020	133,871.55	(13,174.81)
<b>Total 2100 · Accrued Expenses</b>					<b>133,871.55</b>	<b>(13,174.81)</b>
2139 · TCEQ Liability						(504.20)
General Journal	03/31/2020	3.2		Record B&C Reports	2.13	(502.07)
General Journal	03/31/2020	3.2		Record B&C Reports	(272.10)	(774.17)
General Journal	03/31/2020	3.2		Record B&C Reports	2.13	(772.04)
<b>Total 2139 · TCEQ Liability</b>					<b>(267.84)</b>	<b>(772.04)</b>
2161 · Customer Deposits						(57,800.00)
General Journal	03/31/2020	3.2		Record B&C Reports	(1,200.00)	(59,000.00)
General Journal	03/31/2020	3.3		Record Refunded/Applied Deposits	450.00	(58,550.00)
<b>Total 2161 · Customer Deposits</b>					<b>(750.00)</b>	<b>(58,550.00)</b>
2162 · Builder Deposit						(2,000.00)
<b>Total 2162 · Builder Deposit</b>						<b>(2,000.00)</b>
2400 · Payroll Liabilities						(229.50)
Paycheck	03/17/2020	11413	Dennis Daniel		0.00	(229.50)
Paycheck	03/17/2020	11413	Dennis Daniel		0.00	(229.50)
Paycheck	03/17/2020	11413	Dennis Daniel		(9.30)	(238.80)
Paycheck	03/17/2020	11413	Dennis Daniel		(9.30)	(248.10)
Paycheck	03/17/2020	11413	Dennis Daniel		(2.18)	(250.28)
Paycheck	03/17/2020	11413	Dennis Daniel		(2.18)	(252.46)
Paycheck	03/17/2020	11414	George Sykes		0.00	(252.46)
Paycheck	03/17/2020	11414	George Sykes		(9.30)	(261.76)
Paycheck	03/17/2020	11414	George Sykes		(9.30)	(271.06)
Paycheck	03/17/2020	11414	George Sykes		(2.18)	(273.24)
Paycheck	03/17/2020	11414	George Sykes		(2.18)	(275.42)
Paycheck	03/17/2020	11415	Nathan Neese		0.00	(275.42)
Paycheck	03/17/2020	11415	Nathan Neese		(9.30)	(284.72)
Paycheck	03/17/2020	11415	Nathan Neese		(9.30)	(294.02)
Paycheck	03/17/2020	11415	Nathan Neese		(2.18)	(296.20)
Paycheck	03/17/2020	11415	Nathan Neese		(2.18)	(298.38)
Paycheck	03/17/2020	11416	Thomas J. Rogers	VOID:	0.00	(298.38)
Paycheck	03/17/2020	11416	Thomas J. Rogers	VOID:	0.00	(298.38)
Paycheck	03/17/2020	11416	Thomas J. Rogers	VOID:	0.00	(298.38)
Paycheck	03/17/2020	11416	Thomas J. Rogers	VOID:	0.00	(298.38)
Paycheck	03/17/2020	11416	Thomas J. Rogers	VOID:	0.00	(298.38)
Paycheck	03/17/2020	11416	Thomas J. Rogers	VOID:	0.00	(298.38)
Paycheck	03/17/2020	11417	Vincent J. Terracina	VOID:	0.00	(298.38)
Paycheck	03/17/2020	11417	Vincent J. Terracina	VOID:	0.00	(298.38)
Paycheck	03/17/2020	11417	Vincent J. Terracina	VOID:	0.00	(298.38)
Paycheck	03/17/2020	11417	Vincent J. Terracina	VOID:	0.00	(298.38)
Paycheck	03/17/2020	11417	Vincent J. Terracina	VOID:	0.00	(298.38)
Paycheck	03/17/2020	11417	Vincent J. Terracina	VOID:	0.00	(298.38)
<b>Total 2400 · Payroll Liabilities</b>					<b>(68.88)</b>	<b>(298.38)</b>
2704 · Deferred Revenue - Property Tax						(8,231.52)
General Journal	03/31/2020	3.1		Record Tax Collections	2,304.54	(5,926.98)
<b>Total 2704 · Deferred Revenue - Property Tax</b>					<b>2,304.54</b>	<b>(5,926.98)</b>
3200 · Retained Earnings						(1,022,592.24)
<b>Total 3200 · Retained Earnings</b>						<b>(1,022,592.24)</b>
Property Taxes Including P&I						(250,933.11)
4300 · Property Tax Revenue						(250,615.98)
General Journal	03/31/2020	3.1		Record Tax Collections	(2,304.54)	(252,920.52)
<b>Total 4300 · Property Tax Revenue</b>					<b>(2,304.54)</b>	<b>(252,920.52)</b>
4350 · Penalties & Interest - Tax						(317.13)
General Journal	03/31/2020	3.1		Record Tax Collections	(190.37)	(507.50)
<b>Total 4350 · Penalties &amp; Interest - Tax</b>					<b>(190.37)</b>	<b>(507.50)</b>
<b>Total Property Taxes including P&amp;I</b>					<b>(2,494.91)</b>	<b>(253,428.02)</b>
Service Revenue						(297,804.98)
4100 · Water Revenue						(196,716.64)
Bill	03/31/2020	738-00101-...		Customer Refund	31.56	(196,685.08)
General Journal	03/31/2020	3.2		Record B&C Reports	1.34	(196,683.74)
General Journal	03/31/2020	3.2		Record B&C Reports	(40.00)	(196,723.74)
General Journal	03/31/2020	3.2		Record B&C Reports	(31,439.81)	(228,163.55)
General Journal	03/31/2020	3.2		Record B&C Reports	(240.00)	(228,403.55)
General Journal	03/31/2020	3.2		Record B&C Reports	1.34	(228,402.21)
General Journal	03/31/2020	3.2		Record B&C Reports	(40.00)	(228,442.21)
General Journal	03/31/2020	3.3		Record Refunded/Applied Deposits	(450.00)	(228,892.21)
General Journal	03/31/2020	3.3		Record Refunded/Applied Deposits	227.73	(228,664.48)
<b>Total 4100 · Water Revenue</b>					<b>(31,947.84)</b>	<b>(228,664.48)</b>
4200 · Wastewater Revenues						(97,102.44)
General Journal	03/31/2020	3.2		Record B&C Reports	36.53	(97,065.91)
General Journal	03/31/2020	3.2		Record B&C Reports	(22,892.24)	(119,958.15)
General Journal	03/31/2020	3.2		Record B&C Reports	36.53	(119,921.62)
<b>Total 4200 · Wastewater Revenues</b>					<b>(22,819.18)</b>	<b>(119,921.62)</b>
4225 · Service Revenue Penalties						(3,985.90)
General Journal	03/31/2020	3.2		Record B&C Reports	9.52	(3,976.38)
General Journal	03/31/2020	3.2		Record B&C Reports	(575.30)	(4,551.68)
<b>Total 4225 · Service Revenue Penalties</b>					<b>(565.78)</b>	<b>(4,551.68)</b>
<b>Total Service Revenue</b>					<b>(55,332.80)</b>	<b>(353,137.78)</b>

See Accountants' Report.

**Reunion Ranch W.C.I.D.**

**General Ledger**

**As of March 31, 2020**

Type	Date	Num	Source Name	Memo	Amount	Balance
4450 · Tap Fees						(32,000.00)
Total 4450 · Tap Fees						(32,000.00)
4460 · Inspection Fee Income						(25,850.00)
Total 4460 · Inspection Fee Income						(25,850.00)
4500 · Interest Income						(6,166.51)
Deposit	03/31/2020			Interest	(934.84)	(7,101.35)
Total 4500 · Interest Income					(934.84)	(7,101.35)
4560 · Miscellaneous Income						(496.91)
Total 4560 · Miscellaneous Income						(496.91)
Operating Expenditures						457,021.73
6150 · LCRA Reservation Fee						11,672.84
Bill	03/31/2020	00540849 ...	LCRA	Raw Water/Monthly Fee - March 2020	2,114.58	13,787.42
Total 6150 · LCRA Reservation Fee					2,114.58	13,787.42
6155 · WTPUA Monthly Charge						45,749.30
Bill	03/31/2020	25094	West Travis County PUA	Monthly Charge/Purchased Water - March 2020	10,041.09	55,790.39
Total 6155 · WTPUA Monthly Charge					10,041.09	55,790.39
6205 · Purchased Water						66,395.05
Bill	03/31/2020	00540849 ...	LCRA	Raw Water/Monthly Fee - March 2020	857.04	67,252.09
Bill	03/31/2020	25094	West Travis County PUA	Monthly Charge/Purchased Water - March 2020	6,317.85	73,569.94
Total 6205 · Purchased Water					7,174.89	73,569.94
6120 · Operations Expense						41,992.48
General Journal	03/01/2020	2.5R		Reverse of GJE 2.5 -- Accrue Inframark - February 2020	(133.73)	41,858.75
Bill	03/31/2020	1129386	Inframark LLC	Maintenance - February and March 2020	48.93	41,907.68
Bill	03/31/2020	1129386	Inframark LLC	Maintenance - February and March 2020	265.23	42,172.91
Bill	03/31/2020	50579	Inframark LLC	Operations - March 2020	7,551.02	49,723.93
Total 6120 · Operations Expense					7,731.45	49,723.93
6122 · Repairs & Maint. - Water						19,170.41
General Journal	03/01/2020	2.5R		Accrue Inframark - February 2020	(1,079.41)	18,091.00
Bill	03/31/2020	1129386	Inframark LLC	Maintenance - February and March 2020	1,019.01	19,110.01
Bill	03/31/2020	1129386	Inframark LLC	Maintenance - February and March 2020	719.15	19,829.16
Total 6122 · Repairs & Maint. - Water					658.75	19,829.16
6200 · Repairs & Maint - Sewer						114,812.84
General Journal	03/01/2020	2.5R		Accrue Inframark - February 2020	(65,940.65)	48,872.19
Bill	03/31/2020	1129386	Inframark LLC	Maintenance - February and March 2020	3,205.19	52,077.38
Bill	03/31/2020	1129386	Inframark LLC	Maintenance - February and March 2020	35.72	52,113.10
Bill	03/31/2020	1129386	Inframark LLC	Maintenance - February and March 2020	68,273.72	120,386.82
Bill	03/31/2020	1129386	Inframark LLC	Maintenance - February and March 2020	131.93	120,518.75
Bill	03/31/2020	10498024	LEAF	Flo Trend Pump System - March 2020	4,356.95	124,875.70
Total 6200 · Repairs & Maint - Sewer					10,062.86	124,875.70
6223 · Repairs & Maint - Irrigation						14,620.28
General Journal	03/01/2020	2.5R		Accrue Inframark - February 2020	(10,250.57)	4,369.71
Bill	03/31/2020	1129386	Inframark LLC	Maintenance - February and March 2020	10,250.57	14,620.28
Total 6223 · Repairs & Maint - Irrigation					0.00	14,620.28
6220 · Inspections						22,288.44
General Journal	03/01/2020	2.5R		Accrue Inframark - February 2020	(3,530.53)	18,757.91
Bill	03/31/2020	1129386	Inframark LLC	Maintenance - February and March 2020	1,950.00	20,707.91
Bill	03/31/2020	1129386	Inframark LLC	Maintenance - February and March 2020	1,800.00	22,507.91
Bill	03/31/2020	1129386	Inframark LLC	Maintenance - February and March 2020	475.74	22,983.65
Bill	03/31/2020	1129386	Inframark LLC	Maintenance - February and March 2020	1,250.00	24,233.65
Bill	03/31/2020	1129386	Inframark LLC	Maintenance - February and March 2020	558.48	24,792.13
Bill	03/31/2020	1129386	Inframark LLC	Maintenance - February and March 2020	91.34	24,883.47
Bill	03/31/2020	1129386	Inframark LLC	Maintenance - February and March 2020	1,688.62	26,572.09
Total 6220 · Inspections					4,283.65	26,572.09
6230 · Utilities						7,168.14
Bill	03/03/2020	512-288-56...	AT&T	Telephone - March 2020	159.44	7,327.58
Bill	03/31/2020	144878477...	AT&T	Internet - March 2020	77.08	7,404.66
Bill	03/31/2020	300131343...	Pedernales Electric Cooperative	591 Katie - March 2020	31.12	7,435.78
Bill	03/31/2020	300131343...	Pedernales Electric Cooperative	374 Katie Dr - March 2020	157.61	7,593.39
Bill	03/31/2020	300131342...	Pedernales Electric Cooperative	111 Margaret Circle - March 2020	24.91	7,618.30
Bill	03/31/2020	300131342...	Pedernales Electric Cooperative	Reunion Ranch & FM 1826 - March 2020	790.15	8,408.45
Total 6230 · Utilities					1,240.31	8,408.45
6216 · Landscape Maintenance						17,975.00
Bill	03/31/2020	ZF2020-RR-...	Zane Furr	Landscape Maintenance - March 2020	3,735.00	21,710.00
Total 6216 · Landscape Maintenance					3,735.00	21,710.00
6650 · Pond Maintenance						3,865.00
Bill	03/31/2020	202003741	Aquatic Features Inc	Pond Maintenance - March 2020	780.00	4,645.00
Total 6650 · Pond Maintenance					780.00	4,645.00
6130 · Chemicals						3,373.13
General Journal	03/01/2020	2.5R		Accrue Inframark - February 2020	(2,446.60)	926.53
Bill	03/31/2020	1129386	Inframark LLC	Maintenance - February and March 2020	2,446.60	3,373.13
Total 6130 · Chemicals					0.00	3,373.13
6210 · Lab Fees						8,303.64
General Journal	03/01/2020	2.5R		Accrue Inframark - February 2020	(1,162.93)	7,140.71
Bill	03/31/2020	1129386	Inframark LLC	Maintenance - February and March 2020	1,007.68	8,148.39
Bill	03/31/2020	1129386	Inframark LLC	Maintenance - February and March 2020	155.25	8,303.64
Bill	03/31/2020	CEN.CD644...	DSHS Central Lab	Lab Fees - March 2020	106.96	8,410.60
Total 6210 · Lab Fees					106.96	8,410.60

See Accountants' Report.



**Reunion Ranch W.C.I.D.**

**General Ledger**

**As of March 31, 2020**

Type	Date	Num	Source Name	Memo	Amount	Balance
6217 · Sludge Hauling						78,307.13
General Journal	03/01/2020	2.5R		Accrue Inframark - February 2020	(49,327.13)	28,980.00
Bill	03/31/2020	1129386	Inframark LLC	Maintenance - February and March 2020	49,327.13	78,307.13
Total 6217 · Sludge Hauling					0.00	78,307.13
6140 · Permit Fee						1,328.05
<b>Total 6140 · Permit Fee</b>						<b>1,328.05</b>
Total Operating Expenditures					47,929.54	504,951.27
Administrative Services						23,520.50
Directors Fees, including Taxes						4,036.89
6315 · Director Fees						3,750.00
Paycheck	03/17/2020	11413	Dennis Daniel		150.00	3,900.00
Paycheck	03/17/2020	11414	George Sykes		150.00	4,050.00
Paycheck	03/17/2020	11415	Nathan Neese		150.00	4,200.00
Paycheck	03/17/2020	11416	Thomas J. Rogers	VOID:	0.00	4,200.00
Paycheck	03/17/2020	11417	Vincent J. Terracina	VOID:	0.00	4,200.00
Total 6315 · Director Fees					450.00	4,200.00
6600 · Payroll Taxes						286.89
Paycheck	03/17/2020	11413	Dennis Daniel		9.30	296.19
Paycheck	03/17/2020	11413	Dennis Daniel		2.18	298.37
Paycheck	03/17/2020	11414	George Sykes		9.30	307.67
Paycheck	03/17/2020	11414	George Sykes		2.18	309.85
Paycheck	03/17/2020	11415	Nathan Neese		9.30	319.15
Paycheck	03/17/2020	11415	Nathan Neese		2.18	321.33
Paycheck	03/17/2020	11416	Thomas J. Rogers	VOID:	0.00	321.33
Paycheck	03/17/2020	11416	Thomas J. Rogers	VOID:	0.00	321.33
Paycheck	03/17/2020	11417	Vincent J. Terracina	VOID:	0.00	321.33
Paycheck	03/17/2020	11417	Vincent J. Terracina	VOID:	0.00	321.33
Total 6600 · Payroll Taxes					34.44	321.33
Total Directors Fees, including Taxes					484.44	4,521.33
6215 · Director Reimbursement						316.10
Paycheck	03/17/2020	11413	Dennis Daniel		17.40	333.50
Paycheck	03/17/2020	11414	George Sykes		18.56	352.06
Paycheck	03/17/2020	11415	Nathan Neese		17.40	369.46
Paycheck	03/17/2020	11416	Thomas J. Rogers	VOID:	0.00	369.46
Paycheck	03/17/2020	11417	Vincent J. Terracina	VOID:	0.00	369.46
Total 6215 · Director Reimbursement					53.36	369.46
6300 · Bank Charges						887.04
Check	03/31/2020			Service Charge	202.00	1,089.04
Check	03/31/2020			Service Charge	55.00	1,144.04
Total 6300 · Bank Charges					257.00	1,144.04
6350 · Insurance						14,673.03
Total 6350 · Insurance						14,673.03
6400 · Tax Appraisal/Collector Fees						449.96
Bill	03/01/2020	RRW 03/20	Hays Central Appraisal Distrct	Appraisal Fees - 2020 2nd Quarter	459.29	909.25
Total 6400 · Tax Appraisal/Collector Fees					459.29	909.25
6700 · Miscellaneous Expenses						3,157.48
Bill	03/01/2020	6198	Sommers Marketing + Public Relations	Website - February 2020	300.00	3,457.48
Bill	03/31/2020	6280	Sommers Marketing + Public Relations	Website - March 2020	100.00	3,557.48
Total 6700 · Miscellaneous Expenses					400.00	3,557.48
Total Administrative Services					1,654.09	25,174.59
Professional Fees						66,555.91
6320 · Legal Fees - General						29,265.67
Bill	03/31/2020	033120	Willatt & Flickinger, P.L.L.C.	Legal Fees - March 2020	5,090.50	34,356.17
Total 6320 · Legal Fees - General					5,090.50	34,356.17
6333 · Accounting Fees						10,750.00
Bill	03/31/2020	8827	Bolt & Douthitt, P.L.L.C.	Accounting Fees - March 2020	2,000.00	12,750.00
Total 6333 · Accounting Fees					2,000.00	12,750.00
6340 · Engineering Fees - General						13,841.49
Bill	03/31/2020	42512	Murfee Engineering Company	District Engineering - March 2020	1,500.00	15,341.49
Total 6340 · Engineering Fees - General					1,500.00	15,341.49
6342 · Engineering Fees - Misc.						1,198.75
Bill	03/31/2020	42514	Murfee Engineering Company	CCTV Wastewater Line Televising & Inspection - March 2020	175.00	1,373.75
Total 6342 · Engineering Fees - Misc.					175.00	1,373.75
6345 · Audit Fees						11,500.00
Total 6345 · Audit Fees						11,500.00
Total Professional Fees					8,765.50	75,321.41
<b>TOTAL</b>					<b>0.00</b>	<b>0.00</b>

See Accountants' Report.

**Reunion Ranch W.C.I.D.**

**General Ledger**

**As of March 31, 2020**

Type	Date	Nurn	Source Name	Memo	Amount	Balance
1000 · First Citizens Bank - Operating						209,391.77
Deposit	03/01/2020			Bankcard	341.50	209,733.27
Deposit	03/01/2020			Bankcard	1,118.37	210,851.64
Deposit	03/01/2020			eChecks	222.00	211,073.64
Deposit	03/02/2020			Bankcard	191.00	211,264.64
Deposit	03/02/2020			Deposit	298.09	211,562.73
Deposit	03/02/2020			Usan	106.03	211,668.76
Deposit	03/02/2020			eChecks	139.09	211,807.85
Deposit	03/02/2020			Lockbox	59.05	211,866.90
Deposit	03/03/2020			Bankcard	511.47	212,378.37
Deposit	03/03/2020			eChecks	192.06	212,570.43
Deposit	03/03/2020			eChecks	270.35	212,840.78
Deposit	03/03/2020			Lockbox	1,345.49	214,186.27
Deposit	03/04/2020			Bankcard	451.88	214,638.15
Deposit	03/04/2020			eChecks	191.45	214,829.60
Deposit	03/05/2020			Bankcard	346.58	215,176.18
Deposit	03/05/2020			Lockbox	145.49	215,321.67
Deposit	03/06/2020			eChecks	106.03	215,427.70
Deposit	03/06/2020			Lockbox	376.87	215,804.57
Deposit	03/07/2020			eChecks	201.95	216,006.52
Deposit	03/08/2020			Bankcard	129.62	216,136.14
Deposit	03/09/2020			Usan	214.93	216,351.07
Deposit	03/09/2020			Lockbox	919.78	217,270.85
Deposit	03/10/2020			Bankcard	321.09	217,591.94
Deposit	03/10/2020			Usan	617.79	218,209.73
Deposit	03/10/2020			eChecks	383.01	218,592.74
Deposit	03/10/2020			Lockbox	2,072.84	220,665.58
Deposit	03/11/2020			Bankcard	338.43	221,004.01
Deposit	03/11/2020			Deposit	182.51	221,186.52
Deposit	03/11/2020			Lockbox	1,180.32	222,366.84
Deposit	03/12/2020			Bankcard	225.42	222,592.26
Deposit	03/12/2020			Usan	734.20	223,326.46
Deposit	03/12/2020			eChecks	200.98	223,527.44
Deposit	03/12/2020			Lockbox	513.81	224,041.25
Deposit	03/13/2020			Bankcard	515.59	224,556.84
Deposit	03/13/2020			Deposit	228.94	224,785.78
Deposit	03/13/2020			Usan	105.28	224,891.06
Deposit	03/13/2020			eChecks	863.44	225,754.50
Deposit	03/13/2020			Lockbox	291.46	226,046.96
Deposit	03/14/2020			eChecks	109.55	226,156.51
Deposit	03/15/2020			Bankcard	161.82	226,318.33
Deposit	03/15/2020			Bankcard	95.73	226,414.06
Deposit	03/15/2020			eChecks	109.29	226,523.35
Deposit	03/15/2020			eChecks	143.21	226,666.56
Deposit	03/16/2020			Bankcard	373.61	227,040.17
Deposit	03/16/2020			Usan	223.18	227,263.35
Deposit	03/16/2020			Lockbox	464.12	227,727.47
Paycheck	03/17/2020	11413	Dennis Danlel		(155.92)	227,571.55
Paycheck	03/17/2020	11414	George Sykes		(157.08)	227,414.47
Paycheck	03/17/2020	11415	Nathan Neese		(155.92)	227,258.55
Paycheck	03/17/2020	11416	Thomas J. Rogers	VOID:	0.00	227,258.55
Paycheck	03/17/2020	11417	Vincent J. Terracina	VOID:	0.00	227,258.55
Bill Pmt -Check	03/17/2020	11418	Aquatic Features Inc	Pond Maintenance - February 2020	(780.00)	226,478.55
Bill Pmt -Check	03/17/2020	11419	Bott & Douthitt, P.L.L.C.	Accounting Fees - February 2020	(2,000.00)	224,478.55
Bill Pmt -Check	03/17/2020	11420	Hays Central Appraisal District	Appraisal Fees - 2020 2nd Quarter	(2,679.17)	221,799.38
Bill Pmt -Check	03/17/2020	11421	Inframark LLC	Maintenance - January 2020	(53,722.33)	168,077.05
Bill Pmt -Check	03/17/2020	11422	LCRA	Raw Water/Monthly Fee - February 2020	(2,448.24)	165,628.81
Bill Pmt -Check	03/17/2020	11423	LEAF	Flo Trend Pump System - February 2020	(4,356.95)	161,271.86
Bill Pmt -Check	03/17/2020	11424	Murfee Engineering Company		(11,696.60)	149,575.26
Bill Pmt -Check	03/17/2020	11425	Willatt & Filckinger, P.L.L.C.	Legal Fees - February 2020	(5,209.20)	144,366.06
Bill Pmt -Check	03/17/2020	11426	WTCPUA	Impact Fees - February 2020	(81,787.00)	62,579.06
Bill Pmt -Check	03/17/2020	11427	Zane Furr	Landscape Maintenance - February 2020	(3,115.00)	59,464.06
Bill Pmt -Check	03/17/2020	11428	West Travis County PUA	Monthly Charge/Purchased Water - February 2020	(16,419.99)	43,044.07
Bill Pmt -Check	03/17/2020	11429	Inframark LLC	Operations - February 2020	(7,771.19)	35,272.88
Deposit	03/17/2020			Bankcard	180.00	35,452.88
Deposit	03/17/2020			Usan	95.73	35,548.61
Deposit	03/17/2020			eChecks	139.70	35,688.31
Deposit	03/17/2020			Lockbox	945.87	36,634.18
Deposit	03/18/2020			Bankcard	198.99	36,833.17
Deposit	03/18/2020			Deposit	95.73	36,928.90
Deposit	03/18/2020			Usan	74.21	37,003.11
Deposit	03/18/2020			eChecks	88.94	37,092.05
Deposit	03/18/2020			eChecks	95.73	37,187.78
Deposit	03/18/2020			Lockbox	1,291.64	38,479.42
Deposit	03/19/2020			Bankcard	251.75	38,731.17
Deposit	03/19/2020			Usan	109.29	38,840.46
Deposit	03/19/2020			ACH	14,837.69	53,678.15
Deposit	03/19/2020			Lockbox	1,358.96	55,037.11
Deposit	03/20/2020			Bankcard	4,530.32	59,567.43
Deposit	03/20/2020			Usan	98.42	59,665.85
Deposit	03/20/2020			eChecks	213.06	59,878.91
Deposit	03/20/2020			Lockbox	482.53	60,361.44
Deposit	03/22/2020			Bankcard	74.73	60,436.17
Deposit	03/22/2020			eChecks	278.29	60,714.46
Deposit	03/23/2020			Usan	86.54	60,803.00
Deposit	03/23/2020			eChecks	248.75	61,051.75
Deposit	03/23/2020			Lockbox	233.16	61,284.91
Deposit	03/24/2020			Bankcard	155.19	61,440.10
Deposit	03/24/2020			Usan	4,391.49	65,831.59
Deposit	03/25/2020			Lockbox	425.38	66,256.97
Deposit	03/25/2020			Bankcard	180.00	66,436.97
Deposit	03/25/2020			Usan	102.51	66,539.48
Deposit	03/26/2020			Lockbox	166.42	66,705.90
Deposit	03/26/2020			Deposit	912.80	67,618.70
Deposit	03/26/2020			Lockbox	150.00	67,768.70
Deposit	03/27/2020			Bankcard	196.69	67,965.39
Deposit	03/27/2020			Usan	211.06	68,176.45
Deposit	03/27/2020			Lockbox	226.03	68,402.48
Deposit	03/28/2020			eChecks	176.41	68,578.89
Deposit	03/30/2020			Usan	5,290.58	73,869.47
Deposit	03/31/2020			eChecks	137.43	74,006.90
Check	03/31/2020			Service Charge	(202.00)	73,804.90
Total 1000 · First Citizens Bank - Operating					(135,586.87)	73,804.90

See Accountants' Report.

**Reunion Ranch W.C.I.D.**

**General Ledger.**

**As of March 31, 2020**

Type	Date	Numb	Source Name	Memo	Amount	Balance
1105 - First Citizens - Bookkeeper's						21,920.81
Bill Pmt - Check	03/05/2020	1374	TCEQ	Permit Fee - FY 2020	(620.00)	21,300.81
Bill Pmt - Check	03/11/2020	1375	GDAА Property Management	Customer Refund	(77.64)	21,223.17
Bill Pmt - Check	03/11/2020	1376	John Cooke	Customer Refund	(115.58)	21,107.59
Bill Pmt - Check	03/11/2020	1377	Pedernales Electric Cooperative		(943.93)	20,163.66
Bill Pmt - Check	03/11/2020	1378	Shari Wilson	Customer Refund	(29.05)	20,134.61
Bill Pmt - Check	03/18/2020	1379	AT&T	Telephone - March 2020	(159.44)	19,975.17
Bill Pmt - Check	03/18/2020	1380	DSHS Central Lab	Lab Fees - February 2020	(8.74)	19,966.43
Bill Pmt - Check	03/18/2020	1381	LCRA	Raw Water/Monthly Fee - February 2020	(77.77)	19,888.66
Bill Pmt - Check	03/26/2020	1382	AT&T	Internet - March 2020	(77.08)	19,811.58
Check	03/31/2020			Service Charge	(55.00)	19,054.98
Total 1105 - First Citizens - Bookkeeper's					(2,865.83)	19,054.98
1007 - Texpool Operating Account						1,088,835.57
Transfer	03/23/2020			Funds Transfer	48,618.22	1,137,453.79
Deposit	03/31/2020			Interest	934.84	1,138,388.63
Total 1007 - Texpool Operating Account					49,553.06	1,138,388.63
1120 - Service Accounts Receivable						49,860.11
Deposit	03/01/2020			Bankcard	(341.50)	49,518.61
Deposit	03/01/2020			Bankcard	(1,118.37)	48,400.24
Deposit	03/01/2020			eChecks	(222.00)	48,178.24
Deposit	03/02/2020			Bankcard	(191.00)	47,987.24
Deposit	03/02/2020			Deposit	(298.09)	47,689.15
Deposit	03/02/2020			Usdan	(106.03)	47,583.12
Deposit	03/02/2020			eChecks	(139.09)	47,444.03
Deposit	03/02/2020			Lockbox	(59.05)	47,384.98
Deposit	03/03/2020			Bankcard	(511.47)	46,873.51
Deposit	03/03/2020			eChecks	(192.06)	46,681.45
Deposit	03/03/2020			eChecks	(270.35)	46,411.10
Deposit	03/03/2020			Lockbox	(1,345.49)	45,065.61
Deposit	03/04/2020			Bankcard	(451.88)	44,613.73
Deposit	03/04/2020			eChecks	(191.45)	44,422.28
Deposit	03/05/2020			Bankcard	(346.58)	44,075.70
Deposit	03/05/2020			Lockbox	(145.49)	43,930.21
Deposit	03/06/2020			eChecks	(106.03)	43,824.18
Deposit	03/06/2020			Lockbox	(376.87)	43,447.31
Deposit	03/07/2020			eChecks	(201.95)	43,245.36
Deposit	03/08/2020			Bankcard	(129.62)	43,115.74
Deposit	03/09/2020			Usdan	(214.93)	42,900.81
Deposit	03/09/2020			Lockbox	(919.78)	41,981.03
Deposit	03/10/2020			Bankcard	(321.09)	41,659.94
Deposit	03/10/2020			Usdan	(617.79)	41,042.15
Deposit	03/10/2020			eChecks	(383.01)	40,659.14
Deposit	03/10/2020			Lockbox	(2,072.84)	38,586.30
Deposit	03/11/2020			Bankcard	(338.43)	38,247.87
Deposit	03/11/2020			Deposit	(182.51)	38,065.36
Deposit	03/11/2020			Lockbox	(1,180.32)	36,885.04
Deposit	03/12/2020			Bankcard	(225.42)	36,659.62
Deposit	03/12/2020			Usdan	(734.20)	35,925.42
Deposit	03/12/2020			eChecks	(200.98)	35,724.44
Deposit	03/12/2020			Lockbox	(513.81)	35,210.63
Deposit	03/13/2020			Bankcard	(515.59)	34,695.04
Deposit	03/13/2020			Deposit	(228.94)	34,466.10
Deposit	03/13/2020			Usdan	(106.28)	34,359.82
Deposit	03/13/2020			eChecks	(863.44)	33,496.38
Deposit	03/13/2020			Lockbox	(291.46)	33,204.92
Deposit	03/14/2020			eChecks	(109.55)	33,095.37
Deposit	03/15/2020			Bankcard	(161.82)	32,933.55
Deposit	03/15/2020			Bankcard	(95.73)	32,837.82
Deposit	03/15/2020			eChecks	(109.29)	32,728.53
Deposit	03/15/2020			eChecks	(143.21)	32,585.32
Deposit	03/16/2020			Bankcard	(373.61)	32,211.71
Deposit	03/16/2020			Usdan	(223.18)	31,988.53
Deposit	03/17/2020			Lockbox	(464.12)	31,524.41
Deposit	03/17/2020			Bankcard	(180.00)	31,344.41
Deposit	03/17/2020			Usdan	(95.73)	31,248.68
Deposit	03/17/2020			eChecks	(139.70)	31,108.98
Deposit	03/17/2020			Lockbox	(945.87)	30,163.11
Deposit	03/18/2020			Bankcard	(198.99)	29,964.12
Deposit	03/18/2020			Deposit	(95.73)	29,868.39
Deposit	03/18/2020			Usdan	(74.21)	29,794.18
Deposit	03/18/2020			eChecks	(88.94)	29,705.24
Deposit	03/18/2020			eChecks	(95.73)	29,609.51
Deposit	03/18/2020			Lockbox	(1,291.64)	28,317.87
Deposit	03/19/2020			Bankcard	(251.75)	28,066.12
Deposit	03/19/2020			Usdan	(109.29)	27,956.83
Deposit	03/19/2020			ACH	(14,837.69)	13,119.14
Deposit	03/19/2020			Lockbox	(1,358.96)	11,760.18
Deposit	03/20/2020			Bankcard	(4,530.32)	7,229.86
Deposit	03/20/2020			Usdan	(98.42)	7,131.44
Deposit	03/20/2020			eChecks	(213.06)	6,918.38
Deposit	03/20/2020			Lockbox	(482.53)	6,435.85
Deposit	03/22/2020			Bankcard	(74.73)	6,361.12
Deposit	03/22/2020			eChecks	(278.29)	6,082.83
Deposit	03/23/2020			Usdan	(88.54)	5,994.29
Deposit	03/23/2020			eChecks	(248.75)	5,745.54
Deposit	03/23/2020			Lockbox	(233.16)	5,512.38
Deposit	03/24/2020			Bankcard	(155.19)	5,357.19
Deposit	03/24/2020			Usdan	(4,391.49)	965.70
Deposit	03/24/2020			Lockbox	(425.38)	540.32
Deposit	03/25/2020			Bankcard	(180.00)	360.32
Deposit	03/25/2020			Usdan	(102.51)	257.81
Deposit	03/25/2020			Lockbox	(166.42)	91.39
Deposit	03/27/2020			Lockbox	(150.00)	(58.61)
Deposit	03/27/2020			Bankcard	(196.69)	(255.30)
Deposit	03/27/2020			Usdan	(211.06)	(466.36)
Deposit	03/27/2020			Lockbox	(226.03)	(692.39)
Deposit	03/28/2020			eChecks	(176.41)	(868.80)
Deposit	03/30/2020			Usdan	(5,290.58)	(6,159.38)
Deposit	03/31/2020			eChecks	(137.43)	(6,296.81)

See Accountants' Report.

**Reunion Ranch W.C.I.D.**

**General Ledger**

**As of March 31, 2020**

Type	Date	Num	Source Name	Memo	Amount	Balance
General Journal	03/31/2020	3.2		Record B&C Reports	56,609.93	50,313.12
General Journal	03/31/2020	3.3		Record Refunded/Applied Deposits	(227.73)	50,085.39
Total 1120 - Service Accounts Receivable					225.28	50,085.39
1152 - Taxes Receivable						8,231.52
General Journal	03/31/2020	3.1		Record Tax Collections	(2,304.54)	5,926.98
Total 1152 - Taxes Receivable					(2,304.54)	5,926.98
1301 - Prepaid Insurance						1,872.85
Total 1301 - Prepaid Insurance						1,872.85
1325 - A/R Other						2,847.80
Deposit	03/26/2020	57670		2854 Reunion - SO 2138403	(38.69)	2,809.11
Deposit	03/26/2020	57671		207 Patience - SO 2147147	(247.61)	2,561.50
Deposit	03/26/2020	57672		2820 Reunion - SO 2147937	(61.09)	2,500.41
Deposit	03/26/2020	57673		124 Jacksdaw - SO 2155994	(65.00)	2,435.41
Deposit	03/26/2020	57674		124 Jacksdaw - SO 2155995	(65.00)	2,370.41
Deposit	03/26/2020	57675		2589 Reunion - SO 2168365	(65.00)	2,305.41
Deposit	03/26/2020	57676		2793 Reunion - SO 2170461	(45.41)	2,260.00
Deposit	03/26/2020	57677		2793 Reunion - SO 2170462	(65.00)	2,195.00
Deposit	03/26/2020	57678		2793 Reunion - SO 2170463	(65.00)	2,130.00
Deposit	03/26/2020	57679		2589 Reunion - SO 2171321	(65.00)	2,065.00
Deposit	03/26/2020	57680		2717 Reunion - SO 2172452	(65.00)	2,000.00
Deposit	03/26/2020	57669		207 Patience - SO 2134657	(65.00)	1,935.00
Bill	03/31/2020	1129386	Inframark LLC	Maintenance - February and March 2020 - 2471 Reunion - ...	50.00	1,985.00
Bill	03/31/2020	1129386	Inframark LLC	Maintenance - February and March 2020 - 2603 Reunion - ...	50.00	2,035.00
Bill	03/31/2020	1129386	Inframark LLC	Maintenance - February and March 2020 - 195 Clement - ...	50.00	2,085.00
Bill	03/31/2020	1129386	Inframark LLC	Maintenance - February and March 2020 - 1189 Jacksdaw - ...	50.00	2,135.00
Bill	03/31/2020	1129386	Inframark LLC	Maintenance - February and March 2020 - 259 Jacksdaw - ...	50.00	2,185.00
Bill	03/31/2020	1129386	Inframark LLC	Maintenance - February and March 2020 - 214 Adam - SO...	50.00	2,235.00
Bill	03/31/2020	1129386	Inframark LLC	Maintenance - February and March 2020 - 240 Adam - SO...	50.00	2,285.00
Bill	03/31/2020	1129386	Inframark LLC	Maintenance - February and March 2020 - 188 Patience - ...	50.00	2,335.00
Bill	03/31/2020	1129386	Inframark LLC	Maintenance - February and March 2020 - 442 Delayne - ...	50.00	2,385.00
Bill	03/31/2020	1129386	Inframark LLC	Maintenance - February and March 2020 - 1393 Jacksdaw...	68.48	2,453.75
Bill	03/31/2020	1129386	Inframark LLC	Maintenance - February and March 2020 - 1393 Jacksdaw...	70.03	2,523.78
Bill	03/31/2020	1129386	Inframark LLC	Maintenance - February and March 2020 - 442 Delayne - ...	25.85	2,549.63
Bill	03/31/2020	1129386	Inframark LLC	Maintenance - February and March 2020 - 402 Delayne - ...	48.71	2,598.34
Bill	03/31/2020	1129386	Inframark LLC	Maintenance - February and March 2020 - 402 Delayne - ...	27.40	2,625.74
Total 1325 - A/R Other					(222.06)	2,625.74
1420 - Accrued Service Revenue						33,757.29
Total 1420 - Accrued Service Revenue						33,757.29
1173 - Due From Debt Service Fund						66,699.27
Bill	03/01/2020	RRW 03/20	Hays Central Appraisal District	Appraisal Fees - 2020 2nd Quarter	2,219.88	68,919.15
Transfer	03/23/2020			Funds Transfer	(48,618.22)	20,300.93
General Journal	03/31/2020	3.1		Record Tax Collections	2,494.91	22,795.84
Total 1173 - Due From Debt Service Fund					(43,903.43)	22,795.84
1174 - Due from Capital Projects						3,473.51
Bill	03/17/2020	42293	Murfee Engineering Company	Bond Application No. 6 - February 2020	9,547.50	13,021.01
Total 1174 - Due from Capital Projects					9,547.50	13,021.01
2000 - Accounts Payable						(100,546.31)
Bill	03/01/2020	RRW 03/20	Hays Central Appraisal District	Appraisal Fees - 2020 2nd Quarter	(2,679.17)	(103,225.48)
Bill	03/01/2020	6198	Sommers Marketing + Public Relations	Website - February 2020	(300.00)	(103,525.48)
Bill	03/03/2020	512-288-56...	AT&T	Telephone - March 2020	(159.44)	(103,684.92)
Bill Pmt -Check	03/05/2020	1374	TCEQ	Permit Fee - FY 2020	620.00	(103,064.92)
Bill Pmt -Check	03/11/2020	1375	GDA Property Management	Customer Refund	77.64	(102,987.28)
Bill Pmt -Check	03/11/2020	1376	John Cooke	Customer Refund	115.58	(102,871.70)
Bill Pmt -Check	03/11/2020	1377	Pedernales Electric Cooperative		943.93	(101,927.77)
Bill Pmt -Check	03/11/2020	1378	Shari Wilson	Customer Refund	29.05	(101,898.72)
Bill	03/17/2020	42293	Murfee Engineering Company	Bond Application No. 6 - February 2020	(9,547.50)	(111,446.22)
Bill	03/17/2020		WTCPUA	Impact Fees - February 2020	(81,787.00)	(193,233.22)
Bill Pmt -Check	03/17/2020	11418	Aquatic Features Inc	Pond Maintenance - February 2020	780.00	(192,453.22)
Bill Pmt -Check	03/17/2020	11419	Bolt & Douthitt, P.L.L.C.	Accounting Fees - February 2020	2,000.00	(190,453.22)
Bill Pmt -Check	03/17/2020	11420	Hays Central Appraisal District	Appraisal Fees - 2020 2nd Quarter	2,679.17	(187,774.05)
Bill Pmt -Check	03/17/2020	11421	Inframark LLC	Maintenance - January 2020	53,722.33	(134,051.72)
Bill Pmt -Check	03/17/2020	11422	LCRA	Raw Water/Monthly Fee - February 2020	2,448.24	(131,603.48)
Bill Pmt -Check	03/17/2020	11423	LEAF	Flo Trend Pump System - February 2020	4,356.95	(127,246.53)
Bill Pmt -Check	03/17/2020	11425	Murfee Engineering Company		11,696.60	(115,549.93)
Bill Pmt -Check	03/17/2020	11426	Willatt & Flickinger, P.L.L.C.	Legal Fees - February 2020	5,209.20	(110,340.73)
Bill Pmt -Check	03/17/2020	11427	WTCPUA	Impact Fees - February 2020	81,787.00	(28,553.73)
Bill Pmt -Check	03/17/2020	11428	Zane Furr	Landscape Maintenance - February 2020	3,115.00	(25,438.73)
Bill Pmt -Check	03/17/2020	11429	West Travis County PUA	Monthly Charge/Purchased Water - February 2020	16,419.99	(9,018.74)
Bill Pmt -Check	03/18/2020	1379	Inframark LLC	Operations - February 2020	7,771.19	(1,247.55)
Bill Pmt -Check	03/18/2020	1380	AT&T	Telephone - March 2020	159.44	(1,088.11)
Bill Pmt -Check	03/18/2020	1381	DSHS Central Lab	Lab Fees - February 2020	8.74	(1,079.37)
Bill Pmt -Check	03/18/2020	1382	LCRA	Raw Water/Monthly Fee - February 2020	79.37	(300.00)
Bill Pmt -Check	03/26/2020	1382	AT&T	Internet - March 2020	77.08	(222.92)
Bill	03/31/2020	144878477...	AT&T	Internet - March 2020	(77.08)	(300.00)
Bill	03/31/2020	8827	Bolt & Douthitt, P.L.L.C.	Accounting Fees - March 2020	(2,000.00)	(2,300.00)
Bill	03/31/2020	1129386	Inframark LLC	Maintenance - February and March 2020	(145,391.03)	(147,691.03)
Bill	03/31/2020	202003741	Aquatic Features Inc	Pond Maintenance - March 2020	(780.00)	(148,471.03)
Bill	03/31/2020	50579	Inframark LLC	Operations - March 2020	(7,551.02)	(156,022.05)
Bill	03/31/2020	00540849 ...	LCRA	Raw Water/Monthly Fee - March 2020	(2,971.62)	(158,993.67)
Bill	03/31/2020	10498024	LEAF	Flo Trend Pump System - March 2020	(4,356.95)	(163,350.62)
Bill	03/31/2020	42512	Murfee Engineering Company	District Engineering - March 2020	(1,500.00)	(164,850.62)
Bill	03/31/2020	42514	Murfee Engineering Company	CCTV Wastewater Line Televising & Inspection - March 2020	(175.00)	(165,025.62)
Bill	03/31/2020	6280	Sommers Marketing + Public Relations	Website - March 2020	(100.00)	(165,125.62)
Bill	03/31/2020	25094	West Travis County PUA	Monthly Charge/Purchased Water - March 2020	(16,358.94)	(181,484.56)
Bill	03/31/2020	033120	Willatt & Flickinger, P.L.L.C.	Legal Fees - March 2020	(5,090.50)	(186,575.06)
Bill	03/31/2020	ZF2020-RR-...	Zane Furr	Landscape Maintenance - March 2020	(3,735.00)	(190,310.06)
Bill	03/31/2020	CEN.CD644...	DSHS Central Lab	Lab Fees - March 2020	(106.96)	(190,417.02)
Bill	03/31/2020	300131343...	Pedernales Electric Cooperative	591 Katie - March 2020	(31.12)	(190,448.14)
Bill	03/31/2020	300131343...	Pedernales Electric Cooperative	374 Katie Dr - March 2020	(157.61)	(190,605.75)
Bill	03/31/2020	300131342...	Pedernales Electric Cooperative	111 Margaret Circle - March 2020	(24.91)	(190,630.66)
Bill	03/31/2020	300131342...	Pedernales Electric Cooperative	Reunion Ranch & FM 1826 - March 2020	(790.15)	(191,420.81)
Bill	03/31/2020	738-00101-...	Paula Green	Customer Refund	(31.56)	(191,452.37)
Total 2000 - Accounts Payable					(90,906.06)	(191,452.37)

See Accountants' Report.

**Reunion Ranch W.C.I.D.**

**General Ledger**

**As of March 31, 2020**

Type	Date	Num	Source Name	Memo	Amount	Balance
2120 - Impact Fees Payable						(81,787.00)
Bill	03/17/2020		WTCPLUA	Impact Fees - February 2020	81,787.00	0.00
Total 2120 - Impact Fees Payable					81,787.00	0.00
2100 - Accrued Expenses						(147,046.36)
General Journal	03/01/2020	2.5R		Accrue Inframark - February 2020	133,871.55	(13,174.81)
Total 2100 - Accrued Expenses					133,871.55	(13,174.81)
2139 - TCEQ Liability						(504.20)
General Journal	03/31/2020	3.2		Record B&C Reports	2.13	(502.07)
General Journal	03/31/2020	3.2		Record B&C Reports	(272.10)	(774.17)
General Journal	03/31/2020	3.2		Record B&C Reports	2.13	(772.04)
Total 2139 - TCEQ Liability					(267.84)	(772.04)
2161 - Customer Deposits						(57,800.00)
General Journal	03/31/2020	3.2		Record B&C Reports	(1,200.00)	(59,000.00)
General Journal	03/31/2020	3.3		Record Refunded/Applied Deposits	450.00	(58,550.00)
Total 2161 - Customer Deposits					(750.00)	(58,550.00)
2162 - Builder Deposit						(2,000.00)
Total 2162 - Builder Deposit						(2,000.00)
2400 - Payroll Liabilities						(229.50)
Paycheck	03/17/2020	11413	Dennis Daniel		0.00	(229.50)
Paycheck	03/17/2020	11413	Dennis Daniel		0.00	(229.50)
Paycheck	03/17/2020	11413	Dennis Daniel		(9.30)	(238.80)
Paycheck	03/17/2020	11413	Dennis Daniel		(9.30)	(248.10)
Paycheck	03/17/2020	11413	Dennis Daniel		(2.18)	(250.28)
Paycheck	03/17/2020	11413	Dennis Daniel		(2.18)	(252.46)
Paycheck	03/17/2020	11414	George Sykes		0.00	(252.46)
Paycheck	03/17/2020	11414	George Sykes		(9.30)	(261.76)
Paycheck	03/17/2020	11414	George Sykes		(9.30)	(271.06)
Paycheck	03/17/2020	11414	George Sykes		(2.18)	(273.24)
Paycheck	03/17/2020	11415	Nathan Neese		(2.18)	(275.42)
Paycheck	03/17/2020	11415	Nathan Neese		0.00	(275.42)
Paycheck	03/17/2020	11415	Nathan Neese		(9.30)	(284.72)
Paycheck	03/17/2020	11415	Nathan Neese		(9.30)	(294.02)
Paycheck	03/17/2020	11415	Nathan Neese		(2.18)	(296.20)
Paycheck	03/17/2020	11415	Nathan Neese		(2.18)	(298.38)
Paycheck	03/17/2020	11416	Thomas J. Rogers	VOID:	0.00	(298.38)
Paycheck	03/17/2020	11416	Thomas J. Rogers	VOID:	0.00	(298.38)
Paycheck	03/17/2020	11416	Thomas J. Rogers	VOID:	0.00	(298.38)
Paycheck	03/17/2020	11416	Thomas J. Rogers	VOID:	0.00	(298.38)
Paycheck	03/17/2020	11416	Thomas J. Rogers	VOID:	0.00	(298.38)
Paycheck	03/17/2020	11416	Thomas J. Rogers	VOID:	0.00	(298.38)
Paycheck	03/17/2020	11417	Vincent J. Terracina	VOID:	0.00	(298.38)
Paycheck	03/17/2020	11417	Vincent J. Terracina	VOID:	0.00	(298.38)
Paycheck	03/17/2020	11417	Vincent J. Terracina	VOID:	0.00	(298.38)
Paycheck	03/17/2020	11417	Vincent J. Terracina	VOID:	0.00	(298.38)
Paycheck	03/17/2020	11417	Vincent J. Terracina	VOID:	0.00	(298.38)
Total 2400 - Payroll Liabilities					(68.88)	(298.38)
2704 - Deferred Revenue - Property Tax						(8,231.52)
General Journal	03/31/2020	3.1		Record Tax Collections	2,304.54	(5,926.98)
Total 2704 - Deferred Revenue - Property Tax					2,304.54	(5,926.98)
3200 - Retained Earnings						(1,022,592.24)
Total 3200 - Retained Earnings						(1,022,592.24)
Property Taxes including P&I						(250,933.11)
4300 - Property Tax Revenue						(250,615.98)
General Journal	03/31/2020	3.1		Record Tax Collections	(2,304.54)	(252,920.52)
Total 4300 - Property Tax Revenue					(2,304.54)	(252,920.52)
4350 - Penalties & Interest - Tax						(317.13)
General Journal	03/31/2020	3.1		Record Tax Collections	(190.37)	(507.50)
Total 4350 - Penalties & Interest - Tax					(190.37)	(507.50)
Total Property Taxes including P&I					(2,494.91)	(253,428.02)
Service Revenue						(297,804.98)
4100 - Water Revenue						(196,716.64)
Bill	03/31/2020	738-00101-...	Paula Green	Customer Refund	31.56	(196,685.08)
General Journal	03/31/2020	3.2		Record B&C Reports	1.34	(196,683.74)
General Journal	03/31/2020	3.2		Record B&C Reports	(40.00)	(196,723.74)
General Journal	03/31/2020	3.2		Record B&C Reports	(31,439.81)	(228,163.55)
General Journal	03/31/2020	3.2		Record B&C Reports	(240.00)	(228,403.55)
General Journal	03/31/2020	3.2		Record B&C Reports	1.34	(228,402.21)
General Journal	03/31/2020	3.2		Record B&C Reports	(40.00)	(228,442.21)
General Journal	03/31/2020	3.3		Record Refunded/Applied Deposits	(450.00)	(228,892.21)
General Journal	03/31/2020	3.3		Record Refunded/Applied Deposits	227.73	(228,664.48)
Total 4100 - Water Revenue					(31,947.84)	(228,664.48)
4200 - Wastewater Revenues						(97,102.44)
General Journal	03/31/2020	3.2		Record B&C Reports	36.53	(97,065.91)
General Journal	03/31/2020	3.2		Record B&C Reports	(22,892.24)	(119,958.15)
General Journal	03/31/2020	3.2		Record B&C Reports	36.53	(119,921.62)
Total 4200 - Wastewater Revenues					(22,819.18)	(119,921.62)
4225 - Service Revenue Penalties						(3,985.90)
General Journal	03/31/2020	3.2		Record B&C Reports	9.52	(3,976.38)
General Journal	03/31/2020	3.2		Record B&C Reports	(575.30)	(4,551.68)
Total 4225 - Service Revenue Penalties					(565.78)	(4,551.68)
Total Service Revenue					(55,332.80)	(353,137.78)

See Accountants' Report.

**Reunion Ranch W.C.I.D.**  
**General Ledger**  
**As of March 31, 2020**

Type	Date	Num	Source Name	Memo	Amount	Balance
4450 · Tap Fees						(32,000.00)
Total 4450 · Tap Fees						(32,000.00)
4460 · Inspection Fee Income						(25,850.00)
Total 4460 · Inspection Fee Income						(25,850.00)
4500 · Interest Income						(6,166.51)
Deposit	03/31/2020			Interest	(934.84)	(7,101.35)
Total 4500 · Interest Income					(934.84)	(7,101.35)
4560 · Miscellaneous Income						(496.91)
Total 4560 · Miscellaneous Income						(496.91)
Operating Expenditures						457,021.73
6150 · LCRA Reservation Fee						11,672.84
Bill	03/31/2020	00540849 ...	LCRA	Raw Water/Monthly Fee - March 2020	2,114.58	13,787.42
Total 6150 · LCRA Reservation Fee					2,114.58	13,787.42
6155 · WTPUA Monthly Charge						45,749.30
Bill	03/31/2020	25094	West Travis County PUA	Monthly Charge/Purchased Water - March 2020	10,041.09	55,790.39
Total 6155 · WTPUA Monthly Charge					10,041.09	55,790.39
6205 · Purchased Water						66,395.05
Bill	03/31/2020	00540849 ...	LCRA	Raw Water/Monthly Fee - March 2020	857.04	67,252.09
Bill	03/31/2020	25094	West Travis County PUA	Monthly Charge/Purchased Water - March 2020	6,317.85	73,569.94
Total 6205 · Purchased Water					7,174.89	73,569.94
6120 · Operations Expense						41,992.48
General Journal	03/01/2020	2.5R		Reverse of GJE 2.5 -- Accrue Inframark - February 2020	(133.73)	41,858.75
Bill	03/31/2020	1129386	Inframark LLC	Maintenance - February and March 2020	48.93	41,907.68
Bill	03/31/2020	1129386	Inframark LLC	Maintenance - February and March 2020	265.23	42,172.91
Bill	03/31/2020	50579	Inframark LLC	Operatons - March 2020	7,551.02	49,723.93
Total 6120 · Operations Expense					7,731.45	49,723.93
6122 · Repairs & Maint. - Water						19,170.41
General Journal	03/01/2020	2.5R		Accrue Inframark - February 2020	(1,079.41)	18,091.00
Bill	03/31/2020	1129386	Inframark LLC	Maintenance - February and March 2020	1,019.01	19,110.01
Bill	03/31/2020	1129386	Inframark LLC	Maintenance - February and March 2020	719.15	19,829.16
Total 6122 · Repairs & Maint. - Water					658.75	19,829.16
6200 · Repairs & Maint - Sewer						114,812.84
General Journal	03/01/2020	2.5R		Accrue Inframark - February 2020	(65,940.65)	48,872.19
Bill	03/31/2020	1129386	Inframark LLC	Maintenance - February and March 2020	3,205.19	52,077.38
Bill	03/31/2020	1129386	Inframark LLC	Maintenance - February and March 2020	35.72	52,113.10
Bill	03/31/2020	1129386	Inframark LLC	Maintenance - February and March 2020	68,273.72	120,386.82
Bill	03/31/2020	1129386	Inframark LLC	Maintenance - February and March 2020	131.93	120,518.75
Bill	03/31/2020	10498024	LEAF	Flo Trend Pump System - March 2020	4,356.95	124,875.70
Total 6200 · Repairs & Maint - Sewer					10,062.86	124,875.70
6223 · Repairs & Maint - Irrigation						14,620.28
General Journal	03/01/2020	2.5R		Accrue Inframark - February 2020	(10,250.57)	4,369.71
Bill	03/31/2020	1129386	Inframark LLC	Maintenance - February and March 2020	10,250.57	14,620.28
Total 6223 · Repairs & Maint - Irrigation					0.00	14,620.28
6220 · Inspections						22,288.44
General Journal	03/01/2020	2.5R		Accrue Inframark - February 2020	(3,530.53)	18,757.91
Bill	03/31/2020	1129386	Inframark LLC	Maintenance - February and March 2020	1,950.00	20,707.91
Bill	03/31/2020	1129386	Inframark LLC	Maintenance - February and March 2020	1,800.00	22,507.91
Bill	03/31/2020	1129386	Inframark LLC	Maintenance - February and March 2020	475.74	22,983.65
Bill	03/31/2020	1129386	Inframark LLC	Maintenance - February and March 2020	1,250.00	24,233.65
Bill	03/31/2020	1129386	Inframark LLC	Maintenance - February and March 2020	558.48	24,792.13
Bill	03/31/2020	1129386	Inframark LLC	Maintenance - February and March 2020	91.34	24,883.47
Bill	03/31/2020	1129386	Inframark LLC	Maintenance - February and March 2020	1,688.62	26,572.09
Total 6220 · Inspections					4,283.65	26,572.09
6230 · Utilities						7,168.14
Bill	03/03/2020	512-288-56...	AT&T	Telephone - March 2020	159.44	7,327.58
Bill	03/31/2020	1448/8477...	AT&T	Internet - March 2020	77.08	7,404.66
Bill	03/31/2020	300131343...	Pedernales Electric Cooperative	591 Katie - March 2020	31.12	7,435.78
Bill	03/31/2020	300131343...	Pedernales Electric Cooperative	374 Katie Dr - March 2020	157.61	7,593.39
Bill	03/31/2020	300131342...	Pedernales Electric Cooperative	111 Margaret Circle - March 2020	24.91	7,618.30
Bill	03/31/2020	300131342...	Pedernales Electric Cooperative	Reunion Ranch & FM 1826 - March 2020	790.15	8,408.45
Total 6230 · Utilities					1,240.31	8,408.45
6216 · Landscape Maintenance						17,975.00
Bill	03/31/2020	ZF2020-RR-...	Zane Furr	Landscape Maintenance - March 2020	3,735.00	21,710.00
Total 6216 · Landscape Maintenance					3,735.00	21,710.00
6650 · Pond Maintenance						3,865.00
Bill	03/31/2020	202003741	Aquatic Features Inc	Pond Maintenance - March 2020	780.00	4,645.00
Total 6650 · Pond Maintenance					780.00	4,645.00
6130 · Chemicals						3,373.13
General Journal	03/01/2020	2.5R		Accrue Inframark - February 2020	(2,446.60)	926.53
Bill	03/31/2020	1129386	Inframark LLC	Maintenance - February and March 2020	2,446.60	3,373.13
Total 6130 · Chemicals					0.00	3,373.13
6210 · Lab Fees						8,303.64
General Journal	03/01/2020	2.5R		Accrue Inframark - February 2020	(1,162.93)	7,140.71
Bill	03/31/2020	1129386	Inframark LLC	Maintenance - February and March 2020	1,007.68	8,148.39
Bill	03/31/2020	1129386	Inframark LLC	Maintenance - February and March 2020	155.25	8,303.64
Bill	03/31/2020	CEN.CD644...	DSHS Central Lab	Lab Fees - March 2020	106.96	8,410.60
Total 6210 · Lab Fees					106.96	8,410.60

See Accountants' Report,

**Reunion Ranch W.C.I.D.**

**General Ledger**

**As of March 31, 2020**

Type	Date	Num	Source Name	Memo	Amount	Balance
6217 · Sludge Hauling						78,307.13
General Journal	03/01/2020	2.5R		Accrue Inframark - February 2020	(49,327.13)	28,980.00
Bill	03/31/2020	1129386	Inframark LLC	Maintenance - February and March 2020	49,327.13	78,307.13
Total 6217 · Sludge Hauling					0.00	78,307.13
6140 · Permit Fee						1,328.05
Total 6140 · Permit Fee						1,328.05
<b>Total Operating Expenditures</b>					<b>47,929.54</b>	<b>504,951.27</b>
<b>Administrative Services</b>						
Directors Fees, including Taxes						23,520.50
6315 · Director Fees						4,036.89
Paycheck	03/17/2020	11413	Dennis Daniel		150.00	3,750.00
Paycheck	03/17/2020	11414	George Sykes		150.00	3,900.00
Paycheck	03/17/2020	11415	Nathan Neese		150.00	4,050.00
Paycheck	03/17/2020	11416	Thomas J. Rogers	VOID:	0.00	4,200.00
Paycheck	03/17/2020	11417	Vincent J. Terracina	VOID:	0.00	4,200.00
Total 6315 · Director Fees					450.00	4,200.00
6600 · Payroll Taxes						286.89
Paycheck	03/17/2020	11413	Dennis Daniel		9.30	296.19
Paycheck	03/17/2020	11413	Dennis Daniel		2.18	298.37
Paycheck	03/17/2020	11414	George Sykes		9.30	307.67
Paycheck	03/17/2020	11414	George Sykes		2.18	309.85
Paycheck	03/17/2020	11415	Nathan Neese		9.30	319.15
Paycheck	03/17/2020	11415	Nathan Neese		2.18	321.33
Paycheck	03/17/2020	11416	Thomas J. Rogers	VOID:	0.00	321.33
Paycheck	03/17/2020	11416	Thomas J. Rogers	VOID:	0.00	321.33
Paycheck	03/17/2020	11417	Vincent J. Terracina	VOID:	0.00	321.33
Paycheck	03/17/2020	11417	Vincent J. Terracina	VOID:	0.00	321.33
Total 6600 · Payroll Taxes					34.44	321.33
Total Directors Fees, including Taxes					484.44	4,521.33
6215 · Director Reimbursement						316.10
Paycheck	03/17/2020	11413	Dennis Daniel		17.40	333.50
Paycheck	03/17/2020	11414	George Sykes		18.56	352.06
Paycheck	03/17/2020	11415	Nathan Neese		17.40	369.46
Paycheck	03/17/2020	11416	Thomas J. Rogers	VOID:	0.00	369.46
Paycheck	03/17/2020	11417	Vincent J. Terracina	VOID:	0.00	369.46
Total 6215 · Director Reimbursement					53.36	369.46
6300 · Bank Charges						887.04
Check	03/31/2020			Service Charge	202.00	1,089.04
Check	03/31/2020			Service Charge	55.00	1,144.04
Total 6300 · Bank Charges					257.00	1,144.04
6350 · Insurance						14,673.03
Total 6350 · Insurance						14,673.03
6400 · Tax Appraisal/Collector Fees						449.96
Bill	03/01/2020	RRW 03/20	Hays Central Appraisal District	Appraisal Fees - 2020 2nd Quarter	459.29	909.25
Total 6400 · Tax Appraisal/Collector Fees					459.29	909.25
6700 · Miscellaneous Expenses						3,157.48
Bill	03/01/2020	6198	Sommers Marketing + Public Relations	Website - February 2020	300.00	3,457.48
Bill	03/31/2020	6280	Sommers Marketing + Public Relations	Website - March 2020	100.00	3,557.48
Total 6700 · Miscellaneous Expenses					400.00	3,557.48
<b>Total Administrative Services</b>					<b>1,654.09</b>	<b>25,174.59</b>
<b>Professional Fees</b>						
6320 · Legal Fees - General						66,555.91
Bill	03/31/2020	033120	Willatt & Flickinger, P.L.L.C.	Legal Fees - March 2020	5,090.50	29,265.67
Total 6320 · Legal Fees - General					5,090.50	34,356.17
6333 · Accounting Fees						10,750.00
Bill	03/31/2020	8827	Bott & Douthitt, P.L.L.C.	Accounting Fees - March 2020	2,000.00	12,750.00
Total 6333 · Accounting Fees					2,000.00	12,750.00
6340 · Engineering Fees - General						13,841.49
Bill	03/31/2020	42512	Murfee Engineering Company	District Engineering - March 2020	1,500.00	15,341.49
Total 6340 · Engineering Fees - General					1,500.00	15,341.49
6342 · Engineering Fees - Misc.						1,198.75
Bill	03/31/2020	42514	Murfee Engineering Company	CCTV Wastewater Line Televising & Inspection - March 2020	175.00	1,373.75
Total 6342 · Engineering Fees - Misc.					175.00	1,373.75
6345 · Audit Fees						11,500.00
Total 6345 · Audit Fees						11,500.00
<b>Total Professional Fees</b>					<b>8,765.50</b>	<b>75,321.41</b>
<b>TOTAL</b>					<b>0.00</b>	<b>0.00</b>

See Accountants' Report.





Reunion Ranch W.C.I.D.  
Lot Schedule

Lot	Acres	Address	Builder	Date	Builder First	Water Impact Fee \$1,180/7	Water Fee \$500	Water Tap Fee \$500	Water Tap Imp. \$75	WW Tap Fee \$75	WW Tap Imp. \$75	WW Final Insp. \$250	CrossConn Insp. \$1350	Grinder Insp. \$1350	Ingration Insp. \$75	Backflow Insp. \$75	Security Deposit \$150	Total
26 A		2 589 Emma Loop	TM	3/16/14	30589			500		75		250	350					6,930
27 A		2 592 Emma Loop	TM	2/19/14	34202		5180	500		75		250	350					6,930
28 A		2 585 Emma Loop	TM	3/19/14	34930		5180	500		75		250	350					6,930
29 A		2 602 Emma Loop	TM	3/20/14	34203		5180	500		75		250	350					6,930
30 A		2 618 Emma Loop	TM	2/12/14	33502		5180	500		75		250	350					6,930
31 A		2 622 Emma Loop	TM	1/11/14	33503		5180	500		75		250	350					6,930
32 A		2 625 Emma Loop	TM	7/12/14	34605		5180	500		75		250	350					6,930
33 A		2 648 Emma Loop	TM	12/16/13	32929		5180	500		75		250	350					6,930
34 A		2 654 Emma Loop	TM	10/23/13	33405		5180	500		75		250	350					6,930
35 A		2 684 Emma Loop	TM	3/28/14	34887		5180	500		75		250	350					6,930
36 A		2 706 Emma Loop	TM	3/28/14	34853		5180	500		75		250	350					6,930
37 A		2 Common Area	TM	4/1/14	34853		5180	500		75		250	350					6,930
1		2 143 Emma Loop	TM	1/18/13	31821		5180	500		75		250	350					6,930
2		2 167 Emma Loop	TM	4/13/13	32443		5180	500		75		250	350					6,930
3		2 191 Emma Loop	TM	12/16/13	33776		5180	500		75		250	350					6,930
4		2 209 Emma Loop	TM	2/19/14	34198		5180	500		75		250	350					6,930
5		2 221 Emma Loop	TM	6/16/13	33146		5180	500		75		250	350					6,930
6		2 235 Emma Loop	TM	4/6/13	33339		5180	500		75		250	350					6,930
7		2 237 Emma Loop	TM	9/30/13	33499		5180	500		75		250	350					6,930
8		2 249 Emma Loop	TM	9/27/13	33406		5180	500		75		250	350					6,930
9		2 287 Emma Loop	TM	4/8/13	33294		5180	500		75		250	350					6,930
10		2 301 Emma Loop	TM	4/9/13	33295		5180	500		75		250	350					6,930
11		2 313 Emma Loop	TM	4/9/13	33294		5180	500		75		250	350					6,930
12		2 315 Emma Loop	TM	7/25/13	33203		5180	500		75		250	350					6,930
13		2 322 Emma Loop	TM	4/2/13	32840		5180	500		75		250	350					6,930
14		2 353 Emma Loop	TM	9/27/13	34081		5180	500		75		250	350					6,930
15		2 369 Emma Loop	TM	6/21/13	34082		5180	500		75		250	350					6,930
16		2 383 Emma Loop	TM	1/24/14	33964		5180	500		75		250	350					6,930
17		2 397 Emma Loop	TM	9/27/13	33498		5180	500		75		250	350					6,930
18		2 409 Emma Loop	TM	2/18/13	33195		5180	500		75		250	350					6,930
19		2 127 Margaret Circle	TM	1/18/13	31829		5180	500		75		250	350					6,930
20		2 143 Margaret Circle	TM	6/21/13	33800		5180	500		75		250	350					6,930
21		2 167 Margaret Circle	TM	11/15/13	33566		5180	500		75		250	350					6,930
22		2 209 Margaret Circle	TM	9/9/13	33104		5180	500		75		250	350					6,930
23		2 259 Margaret Circle	TM	1/24/14	34080		5180	500		75		250	350					6,930
24		2 269 Margaret Circle	TM	2/28/13	33121		5180	500		75		250	350					6,930
25		2 278 Margaret Circle	TM	1/28/13	33374		5180	500		75		250	350					6,930
26		2 282 Margaret Circle	TM	4/21/13	33802		5180	500		75		250	350					6,930
27		2 286 Margaret Circle	TM	6/21/13	33801		5180	500		75		250	350					6,930
28		2 224 Margaret Circle	TM	4/21/13	33298		5180	500		75		250	350					6,930
29		2 204 Margaret Circle	TM	3/21/13	33122		5180	500		75		250	350					6,930
30		2 210 Margaret Circle	TM	4/21/13	33299		5180	500		75		250	350					6,930
31		2 216 Margaret Circle	TM	3/21/13	33121		5180	500		75		250	350					6,930
32		2 194 Margaret Circle	TM	1/18/13	31821		5180	500		75		250	350					6,930
33		2 178 Margaret Circle	TM	1/18/13	31823		5180	500		75		250	350					6,930
34		2 182 Margaret Circle	TM	1/18/13	31824		5180	500		75		250	350					6,930
35		2 144 Margaret Circle	TM	1/18/13	31822		5180	500		75		250	350					6,930
36		2 136 Margaret Circle	TM	1/18/13	31823		5180	500		75		250	350					6,930
37		2 585 Emma Loop	TM	2/21/14	34284		5180	500		75		250	350					6,930
38		2 593 Emma Loop	TM	5/23/14	34931		5180	500		75		250	350					6,930
39		2 619 Emma Loop	TM	1/9/15	36442		5180	500		75		250	350					6,930
40		2 647 Emma Loop	TM	5/18/15	37334		5180	500		75		250	350					6,930
41		2 683 Emma Loop	TM	6/13/14	35076		5180	500		75		250	350					6,930
42		2 688 Emma Loop	TM	1/9/15	36443		5180	500		75		250	350					6,930
43		2 698 Emma Loop	TM	6/13/14	35077		5180	500		75		250	350					6,930
44		2 Common Area	TM	4/1/14	34853		5180	500		75		250	350					6,930
45		2 209 Jayne Cove	TM	5/26/14	34885		5180	500		75		250	350					6,930
1		2 191 Jayne Cove	TM	6/19/14	36339		5180	500		75		250	350					6,930
2		2 177 Jayne Cove	TM	10/16/14	37194		5180	500		75		250	350					6,930
3		2 163 Jayne Cove	TM	1/19/15	36506		5180	500		75		250	350					6,930
4		2 151 Jayne Cove	TM	12/25/14	36914		5180	500		75		250	350					6,930
5		2 137 Jayne Cove	TM	5/9/14	34976		5180	500		75		250	350					6,930
6		2 137 Jayne Cove	TM	12/18/14	36527		5180	500		75		250	350					6,930
7		2 123 Jayne Cove	TM	13/5/14	35134		5180	500		75		250	350					6,930
8		2 109 Jayne Cove	TM	6/20/14	33815		5180	500		75		250	350					6,930
9		2 108 Jayne Cove	TM	10/16/14	33815		5180	500		75		250	350					6,930
10		2 120 Jayne Cove	TM	2/20/15	36765		5180	500		75		250	350					6,930
11		2 134 Jayne Cove	TM	7/3/14	35257		5180	500		75		250	350					6,930
12		2 152 Jayne Cove	TM	9/12/14	35679		5180	500		75		250	350					6,930
13		2 162 Jayne Cove	TM	7/31/14	35421		5180	500		75		250	350					6,930
14		2 174 Jayne Cove	TM	3/20/15	37015		5180	500		75		250	350					6,930
15		2 188 Jayne Cove	TM	6/13/14	35074		5180	500		75		250	350					6,930
16		2 214 Jayne Cove	TM	3/13/15	36949		5180	500		75		250	350					6,930
17		2 221 Jayne Cove	TM	3/23/15	36950		5180	500		75		250	350					6,930
18		2 236 Jayne Cove	TM	7/19/15	36868		5180	500		75		250	350					6,930
19		2 250 Jayne Cove	TM	7/19/15	36868		5180	500		75		250	350					6,930
20		2 262 Jayne Cove	TM	3/13/15	36865		5180	500		75		250	350					6,930
21		2 276 Jayne Cove	TM	2/13/15	36710		5180	500		75		250	350					6,930
22		2 282 Jayne Cove	TM	1/23/15	36557		5180	500		75		250	350					6,930
23		2 302 Jayne Cove	TM	5/26/14	34866		5180	500		75		250	350					6,930
24		2 316 Jayne Cove	TM	7/23/14	35393		5180	500		75		250	350					6,930
25		2 330 Jayne Cove	TM	6/16/14	35022		5180	500		75		250	350					6,930

36 of 74









Reunion Ranch W.C.I.D.  
Lot Schedule

Sec	Address	Lot #	Builder	Date	CL #	Builder Pmt.	Impstl Fee	Water Tap Fee	Water Tap Insp.	WF Tap Fee	WF Tap Insp.	WF Final Insp.	CrossConn Insp.	Grinder Insp.	Irrigation Insp.	Backflow Inspection	Security Deposit	Total		
																			Impstl Fee	Water Tap Fee
341	Adair Court	71	TM	7/24/17	43564	77417	12,838	500	75	500	75	500	350	350	350	50	3150	14,738		
338	Adair Court	72	TM	6/23/17	43572	62317	12,838	500	75	500	75	500	350	350	350	50	3150	14,738		
324	Adair Court	73	TM	7/12/19	52720	71219	12,838	500	75	500	75	500	350	350	350	50	3150	14,738		
302	Adair Court	74	TM	7/29/19	53156	72919	12,838	500	75	500	75	500	350	350	350	50	3150	14,738		
286	Adair Court	75	TM	7/24/17	48819	72417	12,838	500	75	500	75	500	350	350	350	50	3150	14,738		
252	Adair Court	76	TM	10/19/18	48198	101918	12,838	500	75	500	75	500	350	350	350	50	3150	14,738		
246	Adair Court	77	TM	5/23/19	51493	52319	12,838	500	75	500	75	500	350	350	350	50	3150	14,738		
226	Adair Court	78	TM	3/23/18	46141	32318	12,838	500	75	500	75	500	350	350	350	50	3150	14,738		
214	Adair Court	80	TM	4/25/19	51000	42519	12,838	500	75	500	75	500	350	350	350	50	3150	14,738		
200	Adair Court	81	TM	8/23/17	44150	82317	12,838	500	75	500	75	500	350	350	350	50	3150	14,738		
186	Adair Court	82	TM	12/7/17	43818	12717	12,838	500	75	500	75	500	350	350	350	50	3150	14,738		
172	Adair Court	83	TM	7/24/17	44816	72417	12,838	500	75	500	75	500	350	350	350	50	3150	14,738		
158	Adair Court	84	TM	12/7/17	44816	12717	12,838	500	75	500	75	500	350	350	350	50	3150	14,738		
Subtotal Section 3																				
\$ 334,640								\$ 334,640		\$ 12,800	\$ 1,875	\$ 1,875	\$ 6,250	\$ 8,750	\$ 1,750	\$ 1,750	\$ 1,750	\$ 150	\$	\$ 362,400
314	Kate Drive - Irrigation Meter Phase 2.2		TM	7/29/15	40959	81616		1,500										1,500		
Windmill Park - Water Meter				1/5/18				500										500		
382	Dohney		Nelle	9/25/18	34134		12,838	10716718	12,838	3/4"								350		
332	Dohney		G88	4/8/19	2255		12,838	05/21/19	12,838	3/4"								350		
442	Dohney		Nelle	12/30/19	35128		12,838	01/21/20	12,838	3/4"								350		
103	Jacobow		Landart															50		
129	Jacobow		Landart															50		
137	Jacobow		Landart															50		
137	Jacobow		Landart															50		
137	Jacobow		Landart															50		
3137	Reunon		G88	4/8/19	2254		12,838	05/22/19	12,838	3/4"								350		
183	Tillamie Way		Landart	3/17/19	1291		12,838	02/19/19	12,838	3/4"								350		
102	Tillamie Way		Landart															350		
TOTALS								\$ 4,603,159	\$ 4,603,159	\$ 236,000	\$ 236,000	\$ 314,000	\$ 314,000	\$ 114,100	\$ 114,100	\$ 114,100	\$ 150	\$	\$ 5,001,319	

Reconciliation to Financial Statement  
Per Balance Sheet

Water Impact Fee	\$ 4,603,159.00
Impact Fee Payments	\$ 4,603,159.00
\$ -	
Per Income Statement	
Total Tap Fees	\$ 42,200
Total Inspection Fees	\$ 31,950
Total Backflow Inspections	\$ 150
Total	\$ 74,300
Total	\$ 74,300
\$ -	

## **Debt Service Fund**

## Reunion Ranch Wafer Control & Improvement District Debt Service Schedule

Due Date	Series 2015		Series 2016		Series 2017		Series 2018		Series 2019		Total	
	Principal	Interest	Principal	Interest	Principal	Interest	Principal	Interest	Principal	Interest	Principal	Interest
	Interest Rates 3.00% - 4.00%		Interest Rates 3.00% - 3.42%		Interest Rates 3.00% - 3.5%		Interest Rates 2.75% - 4.125%		Interest Rates 3.00% - 3.00%			
Field Date	\$	\$	\$	\$	\$	\$	\$	\$	\$	\$	\$	\$
2/15/2016		83,075										83,075
8/15/2016		83,075										83,075
FY 2016		166,150										166,150
2/15/2017		82,850		90,114								172,964
8/15/2017		82,850		90,114								172,964
FY 2017		165,700		180,228								345,928
2/15/2018		82,850	90,114									172,964
8/15/2018	80,000	82,850	90,000	69,614								222,464
2/15/2019	80,000	82,850	90,000	69,614								332,028
8/15/2019	85,000	82,850	95,000	44,256								312,000
FY 2019	85,000	165,700	95,000	134,870								300,000
2/15/2020		81,260		84,841								166,101
8/15/2020		81,260		84,841								166,101
FY 2020		162,520		169,682								332,202
2/15/2021		80,248		85,416								165,664
8/15/2021		80,248		85,416								165,664
FY 2021		160,496		170,832								331,328
2/15/2022		83,666		84,917								168,583
8/15/2022		83,666		84,917								168,583
FY 2022		167,332		169,834								337,166
2/15/2023	100,000	85,680	105,000	42,914								233,614
8/15/2023	100,000	85,680	105,000	42,914								467,228
FY 2023	100,000	171,360	210,000	85,828								467,228
2/15/2024	105,000	87,705	110,000	47,341								262,346
8/15/2024	105,000	87,705	110,000	47,341								524,692
FY 2024	105,000	175,410	220,000	94,682								524,692
2/15/2025	110,000	88,130	115,000	48,991								279,121
8/15/2025	110,000	88,130	115,000	48,991								558,242
FY 2025	110,000	176,260	230,000	97,982								558,242
2/15/2026	115,000	89,542	120,000	50,324								315,366
8/15/2026	115,000	89,542	120,000	50,324								630,732
FY 2026	115,000	179,084	240,000	100,648								630,732
2/15/2027	120,000	90,954	125,000	52,656								343,610
8/15/2027	120,000	90,954	125,000	52,656								687,220
FY 2027	120,000	181,908	250,000	105,312								687,220
2/15/2028	125,000	92,366	130,000	54,668								357,034
8/15/2028	125,000	92,366	130,000	54,668								714,068
FY 2028	125,000	184,732	260,000	109,336								714,068
2/15/2029	130,000	93,778	135,000	56,019								365,797
8/15/2029	130,000	93,778	135,000	56,019								731,594
FY 2029	130,000	187,556	270,000	112,038								731,594
2/15/2030	135,000	95,190	140,000	57,362								382,552
8/15/2030	135,000	95,190	140,000	57,362								765,104
FY 2030	135,000	190,380	280,000	114,724								765,104
2/15/2031	140,000	96,604	145,000	58,686								395,290
8/15/2031	140,000	96,604	145,000	58,686								790,580
FY 2031	140,000	193,208	290,000	117,372								790,580
2/15/2032	145,000	98,018	150,000	59,649								407,667
8/15/2032	145,000	98,018	150,000	59,649								815,334
FY 2032	145,000	196,036	300,000	119,298								815,334
2/15/2033	150,000	99,432	155,000	60,520								419,952
8/15/2033	150,000	99,432	155,000	60,520								839,904
FY 2033	150,000	198,864	310,000	121,040								839,904
2/15/2034	155,000	100,846	160,000	61,746								422,592
8/15/2034	155,000	100,846	160,000	61,746								845,184
FY 2034	155,000	201,692	320,000	123,492								845,184
2/15/2035	160,000	102,260	165,000	62,988								425,248
8/15/2035	160,000	102,260	165,000	62,988								850,496
FY 2035	160,000	204,520	330,000	125,976								850,496
2/15/2036	165,000	103,674	170,000	64,484								428,158
8/15/2036	165,000	103,674	170,000	64,484								856,316
FY 2036	165,000	207,348	340,000	128,968								856,316
2/15/2037	170,000	105,088	175,000	65,980								431,068
8/15/2037	170,000	105,088	175,000	65,980								862,136
FY 2037	170,000	210,176	350,000	131,960								862,136
2/15/2038	175,000	106,502	180,000	66,972								433,474
8/15/2038	175,000	106,502	180,000	66,972								866,948
FY 2038	175,000	213,004	360,000	133,944								866,948
2/15/2039	180,000	107,916	185,000	67,964								435,816
8/15/2039	180,000	107,916	185,000	67,964								871,632
FY 2039	180,000	215,832	370,000	135,928								871,632
2/15/2040	185,000	109,330	190,000	68,956								437,286
8/15/2040	185,000	109,330	190,000	68,956								874,572
FY 2040	185,000	218,660	380,000	137,912								874,572
2/15/2041	190,000	110,744	195,000	70,000								439,744
8/15/2041	190,000	110,744	195,000	70,000								879,488
FY 2041	190,000	221,488	390,000	140,000								879,488
2/15/2042	195,000	112,158	200,000	71,020								441,178
8/15/2042	195,000	112,158	200,000	71,020								882,356
FY 2042	195,000	224,316	400,000	142,040								882,356
2/15/2043	200,000	113,572	205,000	72,040								443,612
8/15/2043	200,000	113,572	205,000	72,040								887,224
FY 2043	200,000	227,144	410,000	144,080								887,224
2/15/2044	205,000	114,986	210,000	73,060								445,046
8/15/2044	205,000	114,986	210,000	73,060								890,092
FY 2044	205,000	229,972	420,000	146,120								890,092
<b>Total</b>	<b>\$ 3,400,000</b>	<b>\$ 2,122,855</b>	<b>\$ 3,700,000</b>	<b>\$ 2,221,570</b>	<b>\$ 5,730,000</b>	<b>\$ 2,966,117</b>	<b>\$ 5,000,000</b>	<b>\$ 2,852,884</b>	<b>\$ 5,000,000</b>	<b>\$ 2,013,127</b>	<b>\$ 22,950,000</b>	<b>\$ 12,116,953</b>

See Accountants Report.



Reunion Ranch W.C.I.D. - DSF  
Adjustments Journal  
March 2020

Date	Num	Memo	Account	Debit	Credit
03/31/2020	3.1	Record Tax Collections	1150 · A/R - Property Taxes		9,919.16
		Record Tax Collections	2740 · Deferred Revenue-Property Taxes	9,919.16	
		Record Tax Collections	4320 · Property Taxes		9,919.16
		Record Tax Collections	4331 · Penalties & Interest-Tax Accts.		463.50
		Record Tax Collections	2171 · Due to General Fund		2,494.91
		Record Tax Collections	1106 · Texpool Tax Account	12,877.57	
				<u>22,796.73</u>	<u>22,796.73</u>
03/01/2020	3.2	Record Hays Central Appraisal District - 2nd Quarter 2020 ...	6330 · Tax Appraisal/Collector Fees	2,219.88	
		Record Hays Central Appraisal District - 2nd Quarter 2020 ...	2171 · Due to General Fund		2,219.88
				<u>2,219.88</u>	<u>2,219.88</u>
TOTAL				<u>25,016.61</u>	<u>25,016.61</u>

See Accountant's Report.

Reunion Ranch W.C.I.D. - DSF  
General Ledger  
As of March 31, 2020

Type	Date	Num	Memo	Amount	Balance
1106 · Texpool Tax Account					401,852.55
Transfer	03/23/2020		Funds Transfer	(48,618.22)	353,234.33
Transfer	03/23/2020		Funds Transfer	(225,000.00)	128,234.33
General Jour...	03/31/2020	3.1	Record Tax Collections	12,877.57	141,111.90
Deposit	03/31/2020		Interest	261.07	141,372.97
Total 1106 · Texpool Tax Account				(260,479.58)	141,372.97
1115 · TexPool Debt Service					1,469,869.55
Transfer	03/23/2020		Funds Transfer	225,000.00	1,694,869.55
Deposit	03/31/2020		Interest	1,284.78	1,696,154.33
Total 1115 · TexPool Debt Service				226,284.78	1,696,154.33
1131 · TexPool - SR 2019 - Cap Interes					74,625.32
Deposit	03/31/2020		Interest	63.61	74,688.93
Total 1131 · TexPool - SR 2019 - Cap Interes				63.61	74,688.93
1150 · A/R - Property Taxes					36,326.38
General Jour...	03/31/2020	3.1	Record Tax Collections	(9,919.16)	26,407.22
Total 1150 · A/R - Property Taxes				(9,919.16)	26,407.22
2171 · Due to General Fund					(66,699.27)
General Jour...	03/01/2020	3.2	Record Hays Central Appraisal Distric...	(2,219.88)	(68,919.15)
Transfer	03/23/2020		Funds Transfer	48,618.22	(20,300.93)
General Jour...	03/31/2020	3.1	Record Tax Collections	(2,494.91)	(22,795.84)
Total 2171 · Due to General Fund				43,903.43	(22,795.84)
2740 · Deferred Revenue-Property Taxes					(36,326.38)
General Jour...	03/31/2020	3.1	Record Tax Collections	9,919.16	(26,407.22)
Total 2740 · Deferred Revenue-Property Taxes				9,919.16	(26,407.22)
3000 · Reserved for Debt Service					(897,666.02)
Total 3000 · Reserved for Debt Service					(897,666.02)
Property Tax					(1,212,257.36)
4320 · Property Taxes					(1,210,874.94)
General Jour...	03/31/2020	3.1	Record Tax Collections	(9,919.16)	(1,220,794.10)
Total 4320 · Property Taxes				(9,919.16)	(1,220,794.10)
4331 · Penalties & Interest-Tax Accts.					(1,382.42)
General Jour...	03/31/2020	3.1	Record Tax Collections	(463.50)	(1,845.92)
Total 4331 · Penalties & Interest-Tax Accts.				(463.50)	(1,845.92)
Total Property Tax				(10,382.66)	(1,222,640.02)
5391 · Interest on Temp Investments					(8,957.24)
Deposit	03/31/2020		Interest	(261.07)	(9,218.31)
Deposit	03/31/2020		Interest	(1,284.78)	(10,503.09)
Deposit	03/31/2020		Interest	(63.61)	(10,566.70)
Total 5391 · Interest on Temp Investments				(1,609.46)	(10,566.70)

See Accountants' Report.

Reunion Ranch W.C.I.D. - DSF  
 General Ledger  
 As of March 31, 2020

Type	Date	Num	Memo	Amount	Balance
6330 · Tax Appraisal/Collector Fees					2,174.83
General Jour...	03/01/2020	3.2	Record Hays Central Appraisal Distric...	2,219.88	4,394.71
Total 6330 · Tax Appraisal/Collector Fees				2,219.88	4,394.71
7360 · Bond Interest Expense					310,645.64
Total 7360 · Bond Interest Expense					310,645.64
7363 · Fiscal Agent Fees					800.00
Total 7363 · Fiscal Agent Fees					800.00
5400 · Bond Proceeds					(74,388.00)
Total 5400 · Bond Proceeds					(74,388.00)
TOTAL				0.00	0.00

See Accountants' Report.

## **Capital Projects Fund**

Reunion Ranch W.C.I.D.-CPF  
Adjustments Journal

March 2020

Date	Num	Memo	Account	Debit	Credit
03/17/2020	3.1	Record Murfee Engineering - Bond Application No, 6 Record Murfee Engineering - Bond Application No, 6	1305 · Prepaid Bond Issue Costs 2105 · Due to GF	9,547.50	9,547.50
				<u>9,547.50</u>	<u>9,547.50</u>
TOTAL				<u>9,547.50</u>	<u>9,547.50</u>

See Accountants' Report.

Reunion Ranch W.C.I.D.-CPF  
General Ledger

As of March 31, 2020

Type	Date	Num	Memo	Amount	Balance
1152 · TexPool - SR2017 Capital Projec					6.56
Total 1152 · TexPool - SR2017 Capital Projec					6.56
1153 · TexPool - SR2018 Capital Projec					1,357.67
Deposit	03/31/2020		Interest	1.15	1,358.82
Total 1153 · TexPool - SR2018 Capital Projec				1.15	1,358.82
1154 · TexPool - SR 2019 Cap Project					450,642.85
Deposit	03/31/2020		Interest	384.01	451,026.86
Total 1154 · TexPool - SR 2019 Cap Project				384.01	451,026.86
1305 · Prepaid Bond Issue Costs					0.00
General Journal	03/17/2020	3.1	Record Murfee Engineering - Bond Application No. 6	9,547.50	9,547.50
Total 1305 · Prepaid Bond Issue Costs				9,547.50	9,547.50
2105 · Due to GF					(3,473.51)
General Journal	03/17/2020	3.1	Record Murfee Engineering - Bond Application No. 6	(9,547.50)	(13,021.01)
Total 2105 · Due to GF				(9,547.50)	(13,021.01)
3200 · Fund Balance					(35,983.27)
Total 3200 · Fund Balance					(35,983.27)
4050 · Interest Income					(1,576.17)
Deposit	03/31/2020		Interest	(1.15)	(1,577.32)
Deposit	03/31/2020		Interest	(384.01)	(1,961.33)
Total 4050 · Interest Income				(385.16)	(1,961.33)
7000 · Bond Proceeds					(4,925,612.00)
Total 7000 · Bond Proceeds					(4,925,612.00)
8050 · Bond Premium					(16,389.75)
Total 8050 · Bond Premium					(16,389.75)
8100 · Bond Discount					5,593.65
Total 8100 · Bond Discount					5,593.65
8500 · Interest Expense					256,992.00
Total 8500 · Interest Expense					256,992.00
9000 · Capital Outlay - Infrastructure					3,870,776.00
Total 9000 · Capital Outlay - Infrastructure					3,870,776.00
9105 · Bond Issue Exp					338,665.97
Total 9105 · Bond Issue Exp					338,665.97
9106 · Bond Insurance Premium					59,000.00
Total 9106 · Bond Insurance Premium					59,000.00
TOTAL				0.00	0.00

See Accountants' Report.

## **Expenditures to be Approved**

---

**Reunion Ranch W.C.I.D.  
Director Fees  
May 19, 2020**

Date	Num	Source Name	Payroll Item	Amount
05/19/2020	1409	Dennis Daniel	Director Fees	150.00
		Dennis Daniel	Social Security Employee	(9.30)
		Dennis Daniel	Medicare Employee	(2.18)
				138.52
05/19/2020	1410	George Sykes	Director Fees	150.00
		George Sykes	Social Security Employee	(9.30)
		George Sykes	Medicare Employee	(2.18)
				138.52
05/19/2020	1411	Nathan Neese	Director Fees	150.00
		Nathan Neese	Social Security Employee	(9.30)
		Nathan Neese	Medicare Employee	(2.17)
				138.53
05/19/2020	1413	Vincent J. Terracina	Director Fees	150.00
		Vincent J. Terracina	Social Security Employee	(9.30)
		Vincent J. Terracina	Medicare Employee	(2.17)
				138.53
05/19/2020	1412	Thomas J. Rogers	Director Fees	150.00
		Thomas J. Rogers	Social Security Employee	(9.30)
		Thomas J. Rogers	Medicare Employee	(2.17)
				138.53
TOTAL				692.63



Aquatic Features, Inc.

6611 Burnet Lane  
Austin, TX 78757



# Invoice

Date	Invoice #
5/6/2020	202005289

<b>Bill To</b>
Reunion Ranch MUD c/o Inframark 14050 Summit Drive Austin TX 78728

<b>Info</b>

P.O. No.	Terms	Project

Quantity	Description	Rate	Amount
1	Professional Service Lake: Invoice is for work done in preceding month from invoice date.	550.00	550.00
1	Lake Chemical budget: growth inhibitors: Sonar One	95.00	95.00
8	Pond dye	15.00	120.00
1	Algaecide	40.00	40.00
1	Beneficial-engineered microbes to help digest sulfur smell, digestion of leaf/ plant material reduce sludge.	15.00	15.00
	Travis sales tax	8.25%	0.00
By/Date Received: <u>JKS-1-20</u> By/Date Posted: <u>JKS-11-20</u> Approved for Payment: _____ Hand Delivered to: _____ Mailed By/Date: _____ GL#: <u>6650</u>			
<b>Total</b>			<b>\$820.00</b>

<b>Phone #</b>
(512) 301-3199

<b>E-mail</b>	<b>Web Site</b>
scott@aquaticfeaturesinc.com	aquaticfeaturesinc.com



# Invoice

Date	Invoice #
4/30/2020	8924

Bill To

Reunion Ranch WCID  
 PO Box 2445  
 Round Rock, TX 78680

Description	Amount
Monthly Accounting Services - Meeting	2,000.00
By/Date Received: <u>DL 5-6-20</u> By/Date Posted: <u>DL 5-6-20</u> Approved for Payment: _____ Hand Delivered to: _____ Mailed By/Date: _____ GL#: <u>12333</u>	
Thank you for your business!	<b>Total</b> \$2,000.00



Lower Colorado River Authority  
 Questions for domestic use service, call (512) 578-1635  
 Questions for firm raw water service, call (512) 730-6767  
 www.lcra.org

Previous Balance	\$5,419.86
Payments	\$(2,971.62)
Credits / Adjustments	\$0.00
Balance Forward	\$0.00
Current Charges	\$3,295.28
Account Balance	\$3,295.28



REUNION RANCH WCID  
 C/O BOTT & DOUTHITT, PLLC  
 ATTN: LISA WALD  
 PO BOX 2445  
 ROUND ROCK TX 78680

By/Date Received: 02 5-4-20  
 By/Date Posted: 05-11-20  
 Approved for Payment: \_\_\_\_\_  
 Hand Delivered to: \_\_\_\_\_  
 Mailed By/Date: \_\_\_\_\_  
 GL#: 4205 1180.70  
4150 2114.58

Service Address:  
 Account Type: Raw Firm (PUA)  
 Contract: 800-018-8425-B

Account	Customer	Statement Date	Due Date
00548605	00602793	04/30/20	05/30/20

Service From	Service to	Meter	Days	Previous Read	Current Read	Use (Gal)
03/12/20	04/13/20	66514301	32	44139.00	49414.00	5,275,000.00
03/12/20	04/13/20	LOSS-RR	32	44139.00	49414.00	31,650.00

**BILLING DETAILS**

Transaction Description	Consumption	Rate	Amount
Adjustment Raw Water			\$(2,448.24)
Previous Balance			\$5,419.86
Payment - Thank You			\$(2,971.62)
<b>Balance Forward</b>			<b>\$0.00</b>
<b>Raw Water</b>			
Monthly Reservation Fee	29.17	\$72.50	\$2,114.58
Raw Water - Firm	16.29	\$72.50	\$1,180.70
<b>Current Charges</b>			<b>\$3,295.28</b>
<b>Account Balance</b>			<b>\$3,295.28</b>

MAQ = 350.00 AF

Consumption History	
Month	Use (AF)
Feb 2020	11.94
Mar 2020	11.82
Apr 2020	16.29
<b>TOTAL</b>	<b>40.04</b>

1 AF = 325,851 gallons

LCRA is offering water conservation rebates, including mulch/compost, rainwater harvesting and irrigation evaluations. To get more detailed information and see how to apply, check out WaterSmart.org.

**PAYMENT OPTIONS**

Mail:  
 PO Box 301589  
 Dallas, TX 75303-1589

Online:  
 www.lcra.org

In Person:  
 Local HEB  
 (HEB charges a fee)

ACH:  
 JPMorgan Chase Bank of Texas  
 ABA #111-000-614  
 Account #09922872675

Wire:  
 JPMorgan Chase Bank of Texas  
 ABA #021-000-021  
 Account #09922872675

Accounts may be subject to penalty charges if payment is not received by the due date

Return this portion with your payment. Allow 5 days by mail.



Account	Customer	Statement Date	Due Date	Account Balance
00548605	00602793	04/30/20	05/30/20	\$3,295.28



REUNION RANCH WCID  
 C/O BOTT & DOUTHITT, PLLC  
 ATTN: LISA WALD  
 PO BOX 2445  
 ROUND ROCK TX 78680

Remit To:  
 LCRA  
 PO Box 301589  
 Dallas, TX 75303-1589

LEAF  
P.O. BOX 5066  
HARTFORD, CT 06102-5066

866-219-7924

Address Service Requested

Please provide address/contact changes on the reverse side.

**Remittance Section**

Contract Number: 100-5255531-001  
Invoice Number: 10597057  
Invoice Due Date: 05/25/2020  
Current Invoice Due:  
Total Amount Due: \$4,356.95  
Amount Remitted: \$ \_\_\_\_\_

Payments received after 04/30/2020 are not reflected on this invoice.

Use enclosed envelope and make payable to:

LEAF  
P.O. BOX 5066  
HARTFORD, CT 06102-5066

1394008139 PRESORT PBPS021 <B>  
  
 INFRAMARK AAO/ RRWC& IMPROVEME  
ATTN: NATHAN  
STE 100  
PO BOX 2445  
ROUND ROCK TX 78680-2445

011005255531001000105965300105970570004356958

-----Keep lower portion for your records - Please return upper portion with your payment-----

LEAF  
P.O. BOX 5066  
HARTFORD, CT 06102-5066

Account Name: Inframark AAO/ RRWC& Improveme Contract Number: 100-5255531-001  
Invoice Date: 04/30/2020 Invoice Number: 10597057  
Invoice Due Date: 05/25/2020 Total Due: \$4,356.95

**Important Messages**

Visit the New MyLEAFNow!

We've updated MyLEAFNow to make paying invoices and managing your accounts faster and easier than ever.

Spend less time managing accounts and more on growing your business! Visit [MyLEAFNow.com](http://MyLEAFNow.com) today.

Thanks for your business!

CONTRACT NUMBER	DESCRIPTION	CONTRACT PAYMENT	SALES/USE TAX	LATE CHARGES	TOTAL
100-5255531-001	Flo Trend Pump System DATE DUE 05/25/20	\$4,298.08			\$4,298.08
	INSURANCE DATE DUE 05/25/20	\$58.87			\$58.87
PLEASE PAY THIS AMOUNT					\$4,356.95

By/Date Received: 05-15-20  
By/Date Posted: 05-11-20  
Approved for Payment: \_\_\_\_\_  
Hand Delivered to: \_\_\_\_\_  
Mailed By/Date: \_\_\_\_\_  
GL#: 4200

If you have questions regarding your bill, or if you would like to pay by phone please give us a call and we will be happy to assist you. 866-219-7924  
Pay Online Today at [www.e-payadmin.com](http://www.e-payadmin.com)



Murfee Engineering Company

Reunion Ranch WCID  
VIA EMAIL  
c/o Bott and Douthitt  
PO BOX 2445  
Round Rock, TX 78680


Invoice number 42635  
Date 05/07/2020  
Project 12002 REUNION RANCH

Professional Engineering Services Rendered Through April 26, 2020

Description	Contract Amount	Prior Billed	Current Billed
12002-110 District Engineering 2019-2020	18,000.00	9,000.00	1,500.00
Total	18,000.00	9,000.00	1,500.00

Invoice total 1,500.00

By/Date Received: Jb 5-7-20  
By/Date Posted: Jb 5-11-20  
Approved for Payment: \_\_\_\_\_  
Hand Delivered to: \_\_\_\_\_  
Mailed By/Date: \_\_\_\_\_  
GL#: 9240



Murfee Engineering Company

Reunion Ranch WCID  
VIA EMAIL  
c/o Bott and Douthitt  
PO BOX 2445  
Round Rock, TX 78680

Invoice number 42636  
Date 05/07/2020

Project 12002 Reunion Ranch

Professional Engineering Services Rendered Through April 26, 2020

PROFESSIONAL FEES

12002-112 Bond Application No. 6

	Hours	Rate	Billed Amount
<b>Managing Engineer</b>			
Dennis Lozano	27.00	250.00	6,750.00
<b>Project Manager</b>			
Stephen D. Jones	26.00	175.00	4,550.00
<b>Engineering Technician I</b>			
Philip E. Parker	13.75	95.00	1,308.25
Simone N. Guidry	38.00	95.00	3,610.00
<b>Draftsperson</b>			
Matthew Sweeney	4.00	95.00	380.00
<b>PROFESSIONAL FEES subtotal</b>	<b>108.75</b>		<b>16,596.25</b>
		<b>Invoice total</b>	<b>16,596.25</b>

By/Date Received: 105-7-20  
By/Date Posted: 105-11-20  
Approved for Payment: \_\_\_\_\_  
Hand Delivered to: \_\_\_\_\_  
Mailed By/Date: \_\_\_\_\_  
GL#: 1174



**SOMMERS**  
MARKETING

**5900 Southwest Parkway  
Suite 5-520  
Austin, TX 78735  
512-330-0500**

4/30/2020

**Reunion Ranch  
Jeniffer Concienne  
Willatt & Flickinger, PLLC  
12912 Hill Country Blvd., Suite F-232  
Austin, TX 78738**

Job Code	Invoice #	Terms
	6353	

Description	Amount
April Website Edits for Reunion Ranch WCID	100.00
Edits to site to add March agenda for monthly meeting	
Edits to site to add April agenda for monthly meeting	
Edits to site to add Agenda Package area for meetings during COVID-19 and initial April packets 1 and 2	
Edits to site to add area for link to Recorded Board Meetings for each meeting during COVID-19	
Edits to site to add 2019 Drinking Water Quality Report and to remove 2018 report	
Edits to site to add link to recorded April board meeting	
Edits to site to add April meeting minutes	
Sales Tax - 8.25%	0.00

By/Date Received: 3-5-4-20  
 By/Date Posted: 3-5-18-20  
 Approved for Payment: \_\_\_\_\_  
 Hand Delivered to: \_\_\_\_\_  
 Mailed By/Date: \_\_\_\_\_  
 GL#: 61700

The stated price includes Texas sales or use taxes, if applicable

<b>Total</b>	<b>\$100.00</b>
<b>Payments/Credits</b>	<b>\$0.00</b>
<b>Balance Due</b>	<b>\$100.00</b>

**Please remit payment to:**  
  
**Sommers Marketing + Public Relations  
5900 Southwest Parkway, Suite 5-520  
Austin, TX 78735**



West Travis County Public Utility Agency  
[www.wtcpuia.org](http://www.wtcpuia.org)  
 (512) 263-0125

Previous Balance	32,778.93
Payments	(16,419.99)
Credits/Adjustments	0.00
Balance Forward	16,358.94
Previous Interest Accrual	
Penalty Interest Accrual	
Previous Late Fee Charges	
Late Fee (5%)	
Current Charges	18,744.84
<b>Total Amount Due</b>	<b>\$35,103.78</b>

Reunion Ranch WCID  
 c/o Boff & Douthitt, PLLC  
 Attn: Jessica Benson  
[Jessica@boffdouthitt.com](mailto:Jessica@boffdouthitt.com)

Invoice Number	Account Number	Billing Date	Due Date
25095	523-00061-00	5/5/2020	6/4/2020

Account Type: Wholesale Water

Meter Number	Previous Read Date	Current Read Date	Days	Previous Read	Current Read	Usage	Rate*
66514301	March 15, 2020	April 15, 2020	31	44139.00	49414.00	5,275,000.00	1.65
						Total	5,275,000.00

\*New rates effective October 1, 2019

**BILLING DETAILS**

Description	Consumption	Rate	Amount
Wholesale Water			
Monthly Charge			\$10,041.09
Wholesale Treated Water	5275.00	1.65	\$8,703.75
Total Current Charges			\$18,744.84

\*Per agreement the district shall pay interest on the unpaid balance at the rate of 12% per annum

\*\*Per agreement past due payments will require one-time fee of 5% of the unpaid balance

By/Date Received: 5/5-20  
 By/Date Posted: 5/11-20  
 Approved for Payment: \_\_\_\_\_  
 Hand Delivered to: \_\_\_\_\_  
 Mailed By/Date: \_\_\_\_\_  
 CL#: 4155/6205

Accounts may be subject to penalty charges if payment is not received by the due date



Reunion Ranch WCID  
 c/o Boff & Douthitt, PLLC  
 Attn: Lisa Wald  
 P.O. Box 2445  
 Round Rock, TX 78680

Invoice Number	Account Number	Billing Date	Due Date
25095	523-00061-00	5/5/2020	6/4/2020

<b>Amount Due</b>
<b>\$35,103.78</b>

REMIT TO:  
 West Travis County Public Utility Agency  
 13215 Bee Cave Pkwy.  
 Bldg. B, Ste. 110  
 Bee Cave, TX 78738



**WILLATT & FLICKINGER, PLLC**  
**ATTORNEYS AT LAW**

12912 HILL COUNTRY BLVD., SUITE F-232 • AUSTIN, TEXAS 78738 • (512) 476-6604 • FAX (512) 469-9148

April 30, 2020

**VIA ELECTRONIC TRANSMISSION ONLY**

Ms. Mary H. Bott, CPA  
Bott & Douthitt, PLLC  
P.O. Box 2445  
Round Rock, Texas 78680-2445

**Re: Billing for Professional Services Rendered**

Dear Mary:

Enclosed is our bill for services rendered since the date of last billing for various items concerning Reunion Ranch WCID.

Very truly yours,



Matthew W. McPhail

MM/sw  
Enclosure

cc: Jessica Benson (Via Email Only)

By/Date Received: 5-1-20  
By/Date Posted: 5-1-20  
Approved for Payment: \_\_\_\_\_  
Hand Delivered to: \_\_\_\_\_  
Mailed By/Date: \_\_\_\_\_  
GL#: 0320

**WILLATT & FLICKINGER, PLLC**  
**ATTORNEYS AT LAW**

12912 HILL COUNTRY BLVD., SUITE F-232 • AUSTIN, TEXAS 78738 • (512) 476-6604 • FAX (512) 469-9148

April 30, 2020

Bott & Douthitt, PLLC  
P.O. Box 2445  
Round Rock, Texas 78680-2445

---

FOR PROFESSIONAL SERVICES RENDERED since the date of last billing in connection with Reunion Ranch WCID:

BILL FLICKINGER

- 04/07/20 Continue revising agenda for next Board meeting. (0.5 Hours). Continue preparation for next Board meeting. (0.5 Hours).
- 04/08/20 Continue preparation for next Board meeting. (0.5 Hours).
- 04/15/20 Continue revising documentation related to Bond application. (0.3 Hours). Finalize Agenda for next Board meeting. (0.3 Hours).
- 04/16/20 Continue preparation for next Board meeting. (0.5 Hours).
- 04/17/20 Continue preparation of agenda package for next Board meeting. (0.5 Hours). Continue preparation for next Board meeting. (0.7 Hours).
- 04/18/20 Continue preparation for next Board meeting. (0.5 Hours).
- 04/20/20 Continue review of HOA governing documents in connection with proposed conveyance of open areas to the District. (0.7 Hours).
- 04/21/20 Continue preparation for today's Board meeting. (0.9 Hours). Telephone conference with Allen Douthitt on same. (0.2 Hours). Complete preparation for and attend Board meeting. (1.6 Hours).
- 04/23/20 Review action items from yesterday's Board meeting. (0.5 Hours).
- 04/29/20 Continue revising minutes from last Board meeting. (0.3 Hours).

Attorney BF: 8.5 Hours

MATTHEW MCPHAIL

- 04/02/20 Draft updated memorandum and assemble information for director compliance and reporting related to HB 3834. (0.2 Hours).

April 30, 2020

Page 2

---

- 04/20/20 Continue preparation for upcoming Board meeting. (0.9 Hours).
- 04/21/20 Attend Board Meeting. (1.6 Hours).
- 04/22/20 Review action items from past Board meeting. (0.9 Hours).
- 04/29/20 Review documentation regarding assignment of license agreement for District. (0.6 Hours).

Attorney MM: 4.2 Hours

JENIFFER CONCIENNE

- 04/02/20 Review TML information on cybersecurity training. Receive and review e-mail from Texas by Texas on additional information for reporting compliance. (0.2 Hours). Receive and review Sommers Marketing invoice; send to Jessica Benson for payment. (0.2 Hours). Receive and review lab report; send to Jesse Kennis for review. (0.2 Hours).
- 04/06/20 Receive and review e-mails from Secretary of State on 2020 directors elections and new processes. (0.4 Hours). Review additional information on cybersecurity training and reporting. (0.2 Hours). Review final reporting requirements in connection with directors election. (0.2 Hours).
- 04/07/20 Receive and review memorandum from Laura Raven on upcoming appraisal rolls. Send e-mail to her asking for separate roll for the District. (0.2 Hours). Continue preparing next meeting agenda. (0.5 Hours). Send e-mail to incumbents on filing final report in connection with directors election and attaching same for completion. (0.3 Hours). Send e-mail to Mike Moyer on HOA information. (0.2 Hours). Arrange to send e-mail to Board of Directors regarding cybersecurity training. (0.2 Hours). Send e-mail to Diane Duran requesting copy of governing documents for the HOA. (0.2 Hours). Begin drafting bond resolution. Send e-mail to Dennis Lozano and Clayton Chandler on same. (0.6 Hours).
- 04/08/20 Send e-mail to all parties attaching draft agenda for review and comment. (0.2 Hours). Receive, review and reply to Frank Krasovec on next board meeting. (0.2 Hours). Receive and review HOA governing documents from Diane Duran. (0.5 Hours). Receive, review and reply to Garry Kimball on draft bond application resolution. (0.2 Hours). Receive meeting confirmation from Bubba Sykes. (0.2 Hours). Receive, review and respond to e-mails from Dennis Daniel

April 30, 2020

Page 3

---

- on next board meeting. Send e-mail to Jesse Kennis, Dennis Lozano and Mike Moyer on same. (0.5 Hours).
- 04/09/20 Receive meeting confirmation from Vince Terracina. (0.2 Hours). Receive and review e-mail from Hays County TAC on waiver or refund of penalty & interest on delinquent property tax payments. (0.2 Hours). Receive and review e-mail from Jesse Kennis regarding directive from Dennis Daniel. (0.2 Hours).
- 04/10/20 Review building metrics from Mike Moyer. (0.2 Hours).
- 04/14/20 Continue preparing for next week's board meeting. Follow-up with Dennis Lozano and Clayton Chandler on comments to resolution to submit bond application. Review replies from Dennis Lozano. Receive and review surplus funds letter from Allen Douthitt. Telephone conference with Dennis Lozano on same. Continue drafting resolution and Secretary's Certificate. (1.5 Hours). Finalize agenda for posting. (0.2 Hours).
- 04/15/20 Receive, review and provide customer survey from Texas Ethics Commission for filing of Form 1295s. (0.2 Hours). Send e-mail to Dennis Lozano on draft bond application for agenda package. (0.2 Hours). Receive and review bookkeeper's report. Send e-mail to Jessica Benson on same. (0.4 Hours). Continue preparing agenda package. Receive, review and respond to e-mails from Dennis Lozano on supporting documents for agenda package. (0.7 Hours). Send e-mail to Inframark on manager's report. Review replies. Telephone conference with Jesse Kennis on supplemental reports. (0.4 Hours). Arrange to post agenda with Hays County Clerk. Send agenda to Inframark for posting within the District. Send agenda to Al Sommers for posting on the website. Receive confirmation of posting agenda from Hays County Clerk. (0.8 Hours). Receive and review manager's report. (0.3 Hours). Send e-mail to Inframark on 2019 CCR. (0.2 Hours). Receive, review and respond to Allen Douthitt on next meeting. (0.2 Hours).
- 04/16/20 Receive and review engineer's report. (0.3 Hours). Continue preparing Secretary's Certificate for Resolution submitting bond application. Send same to Clayton Chandler for review. (0.4 Hours). Receive and review e-mail from BLX on tax related relief due to COVID-19 crisis. (0.2 Hours). Receive and review e-mail from the Texas Department of Information Resources regarding filing of compliance report for the District. (0.2 Hours). Receive, review and respond to e-mails from Dennis Lozano on status of bond application and report. Review and revise Resolution on same and send to consultants for review. Review bond application and report. (1.1 Hour). Receive, review and respond to Karin Dyer on additional website postings. (0.2 Hours). Send e-mail to Dennis Lozano and Clayton Chandler on filing of bond application with the City of Dripping

April 30, 2020

Page 4

---

- Spring, along with certification. Receive replies and send Consent Agreement to Clayton Chandler. (0.5 Hours). Continue preparing agenda package. (0.6 Hours).
- 04/17/20 Continue preparing agenda package. Send e-mail to Jesse Kennis on same. Arrange to send to all parties. Arrange to post agenda package and 2019 CCR on the District's website. (1.0 Hour). Receive and review voicemail from Rick Triplett on next week's meeting and final election report. Telephone conference with him on same. (0.3 Hours). Receive, review and respond to Karin Dyer on website postings. (0.2 Hours).
- 04/20/20 Send e-mail to Rick Triplett on filling out final report. Telephone conference with Rick Triplett on same. (0.4 Hours). Receive, review and respond to Eileen Grass on same and completion of the cybersecurity training. (0.3 Hours). Send e-mail to Board of Directors with additional information on cybersecurity training reporting. (0.2 Hours). Continue preparing for tomorrow's board meeting. Telephone conferences with Tom Rogers on same. (0.8 Hours). Receive and review cybersecurity completion from Rick Triplett. (0.2 Hours). Send e-mail to Mike Moyer on License Agreement and description of irrigation system. Review replies. Review list of properties to be conveyed. Begin drafting Special Warranty Deed for conveyance of property. Review HCAD for legal descriptions. Send e-mail to Mike Moyer on same. Telephone conferences with Mike Moyer on conveyances and tomorrow's board meeting. Begin drafting Tri-Party Agreement. (2.5 Hours).
- 04/21/20 Review Regional Water Planning Notice; send to Dennis Lozano. (0.2 Hours). Continue drafting Special Warranty Deed and Tri-Party Agreement. Telephone conference with Hays County Clerk on plat references. (1.2 Hours). Receive and review e-mail from Jesse Kennis on system compliance and supporting documentation for today's board meeting. (0.6 Hours). Receive and review e-mail from Mike Moyer on plan on conveyance of land to the District and HOA. (0.3 Hours). Review updated Cash Activity Report sent by Jessica Benson. (0.2 Hours). Complete preparation for and participate in today's board meeting. (1.6 Hours).
- 04/22/20 Send e-mails to Nathan Neese and Bubba Sykes attaching documents from yesterday's board meeting for signature. Send e-mail to Dennis Daniel attaching link to DropBox for the entire bond application. Receive reply. Review action items from yesterday's meeting. (1.0 Hour). Arrange to post recorded board meeting to website. (0.2 Hours). Receive, review and reply to Bubba Sykes on execution of documents. (0.2 Hours). Receive and review confirmation of completion of cybersecurity training by Nathan Neese. Send same to Jessica

April 30, 2020

Page 5

---

- Benson for per diem. (0.2 Hours). Continue preparing Dedication Deed. (0.3 Hours).
- 04/23/20 Receive, review and respond to e-mails from Bubba Sykes on executed documents. Begin assembling bond documentation to send to Dennis Lozano for filing. (0.7 Hours). Arrange for approved minutes to be posted on website. (0.2 Hours). Continue reviewing election documentation for next board meeting. (0.3 Hours). Review website for compliance. (0.2 Hours).
- 04/27/20 Receive, review and respond to e-mails from Robert Fedor on District documents and to inform him of the District's website. (0.3 Hours). Receive, review and respond to Renee Sommers on invoice for website maintenance. Review files on same and send to Jessica Benson. Review reply from Jessica Benson. (0.5 Hours). Continue work on Dedication Deed. (0.4 Hours). Begin drafting minutes of last meeting. (0.7 Hours).
- 04/28/20 Continue drafting minutes of last meeting. (1.6 Hours). Draft letter to Dennis Lozano enclosing executed Resolution Authorizing bond application to the TCEQ and arrange to send same to him. Send e-mail to Dennis Lozano on same. (0.6 Hours). Continue review of power point by Mike Moyer on conveyance of common lots. (0.5 Hours).
- 04/29/20 Continue drafting minutes of last meeting. (1.9 Hours). Continue reviewing application in connection with impact fees. (0.6 Hours).
- 04/30/20 Continue preparing for next board meeting. (0.2 Hours). Continue reviewing dedication documentation for conveyance of common areas. (0.5 Hours).

Legal Assistant JC: 35.9 Hours

CHANCE MURDOCK

- 04/29/20 Review and revise Minutes of April Board Meeting. (0.2 Hours).

Legal Assistant CM: 0.2 Hours

Attorney BF: 8.5 Hours @ \$325.00 per hour	\$2,762.50
Attorney MM: 4.2 Hours @ \$325.00 per hour	\$1,365.00
Legal Assistant JC: 35.9 Hours @ \$115.00 per hour	\$4,128.50
Legal Assistant CM: 0.2 Hours @ \$115.00 per hour	\$23.00

WILLATT & FLICKINGER, PLLC

April 30, 2020

Page 6

---

CLIENT EXPENSES

370 Photocopies @ \$.20 each \$74.00

32 Color Photocopies @ \$.50 each \$16.00

Total Client Expenses \$90.00

TOTAL AMOUNT DUE \$8,369.00

PLEASE REMIT TO:

Zane Furr  
 906 Madrone Drive  
 Georgetown, Tx 78628  
 (512) 825-7162

Reunion Ranch MUD  
 P.O. Box 2445  
 Round Rock, Texas 78681  
 ATTN: Mary Bott

Invoice Date  
 4/28/2020  
 Invoice #  
 ZF2020-RR-Apr  
 Customer ID #

RR

Service Date	Description	
4/3/2020	Reunion Ranch Mow WWTP	\$85.00
4/3/2020	Reunion Ranch Mow Tiffanie Water Detention Pond	\$150.00
4/7/2020	Reunion Ranch Mow Drip Irrigation Fields	\$620.00
4/13/2020	Reunion Ranch Mow Drainage Easement 158 Denise Cove	\$85.00
4/13/2020	Reunion Ranch Mow Reunion Ranch Water Detention Pond	\$250.00
4/13/2020	Reunion Ranch Mow Lift Station #1	\$25.00
4/13/2020	Reunion Ranch Mow Lift Station #2	\$25.00
4/13/2020	Reunion Ranch Mow Drainage Easement 341 Adam Court	\$85.00
4/17/2020	Reunion Ranch Mow Drip Irrigation Fields	\$620.00
4/22/2020	Reunion Ranch Mow Drip Irrigation Fields	\$620.00
4/23/2020	Reunion Ranch Mow Mary Elise Water Detention Pond	\$150.00
4/23/2020	Reunion Ranch Mow Jacksdaw Water Detention Pond	\$250.00
4/23/2020	Reunion Ranch Mow Katie Drive Water Detention Pond	\$150.00
4/28/2020	Reunion Ranch Mow Drip Irrigation Fields	\$620.00

TOTAL DUE UPON RECEIPT

\$3,735.00

By/Date Received: JB 4-28-20

By/Date Posted: JS 5-11-20

Approved for Payment: \_\_\_\_\_

All Payments Due Upon Receipt. Late Payment Penalty of 5% Applied to Unpaid Balance After

5/28/2020 Hand Delivered to: \_\_\_\_\_

Mailed By/Date: \_\_\_\_\_

GL#: 0214



## **Bookkeeper's Account Expenditures**

---

U.S. Treasury  
REUNION RANCH W.C.I.D. / BOOKKEEPERS ACCOUNT

4/28/2020

1404

Federal Withholding

Medicare Company

Medicare Employee

Medicare Employee Addl Tax

Social Security Company

Social Security Employee

28.29

28.29

120.90

120.90

First Citizens - Bookke 77-0673282

298.38

Form **941 for 2020: Employer's QUARTERLY Federal Tax Return**

(Rev. January 2020)

Department of the Treasury — Internal Revenue Service

950117

OMB No. 1545-0029

Employer identification number (EIN) **77-0673282**

Name (not your trade name) **Reunion Ranch W.C.I.D.**

Trade name (if any) \_\_\_\_\_

Address **P. O. Box 2445**  
Number Street Suite or room number

**Round Rock TX 78680**  
City State ZIP code

Foreign country name \_\_\_\_\_ Foreign province/county \_\_\_\_\_ Foreign postal code \_\_\_\_\_

Report for this Quarter of 2020  
(Check one.)

1: January, February, March

2: April, May, June

3: July, August, September

4: October, November, December

Go to [www.irs.gov/Form941](http://www.irs.gov/Form941) for instructions and the latest information.

REV 04/09/20 QB8T

Read the separate instructions before you complete Form 941. Type or print within the boxes.

**Part 1: Answer these questions for this quarter.**

1 Number of employees who received wages, tips, or other compensation for the pay period including: Mar. 12 (Quarter 1), June 12 (Quarter 2), Sept. 12 (Quarter 3), or Dec. 12 (Quarter 4) **1**

2 Wages, tips, and other compensation **2**

3 Federal income tax withheld from wages, tips, and other compensation **3**

4 If no wages, tips, and other compensation are subject to social security or Medicare tax  Check and go to line 6.

	Column 1	Column 2
5a Taxable social security wages . . .	<input type="text" value="1,950.00"/>	<input type="text" value="241.80"/>
5b Taxable social security tips . . .	<input type="text"/>	<input type="text"/>
5c Taxable Medicare wages & tips . . .	<input type="text" value="1,950.00"/>	<input type="text" value="56.55"/>
5d Taxable wages & tips subject to Additional Medicare Tax withholding <input type="text"/>	<input type="text"/>	<input type="text"/>
5e Add Column 2 from lines 5a, 5b, 5c, and 5d . . .		<input type="text" value="298.35"/>
5f Section 3121(q) Notice and Demand—Tax due on unreported tips (see instructions) . . .		<input type="text"/>
6 Total taxes before adjustments. Add lines 3, 5e, and 5f . . .		<input type="text" value="298.35"/>
7 Current quarter's adjustment for fractions of cents . . .		<input type="text" value="0.03"/>
8 Current quarter's adjustment for sick pay . . .		<input type="text"/>
9 Current quarter's adjustments for tips and group-term life insurance . . .		<input type="text"/>
10 Total taxes after adjustments. Combine lines 6 through 9 . . .		<input type="text" value="298.38"/>
11 Qualified small business payroll tax credit for increasing research activities. Attach Form 8974		<input type="text"/>
12 Total taxes after adjustments and credits. Subtract line 11 from line 10 . . .		<input type="text" value="298.38"/>
13 Total deposits for this quarter, including overpayment applied from a prior quarter and overpayments applied from Form 941-X, 941-X (PR), 944-X, or 944-X (SP) filed in the current quarter		<input type="text"/>
14 Balance due. If line 12 is more than line 13, enter the difference and see instructions . . .		<input type="text" value="298.38"/>

15 Overpayment. If line 13 is more than line 12, enter the difference  Check one:  Apply to next return.  Send a refund.

▶ You MUST complete both pages of Form 941 and SIGN it.

Next ▶

For Privacy Act and Paperwork Reduction Act Notice, see the back of the Payment Voucher. BAA

Form **941** (Rev. 1-2020)

REUNION RANCH W.C.I.D. / BOOKKEEPERS ACCOUNT

AT&T

1405

Date	Type	Reference	Original Amt.	Balance Due	4/30/2020 Discount	Payment
4/30/2020	Bill	144878477 04/20	77.08	77.08		77.08
					Check Amount	77.08

First Citizens - Bookke Internet - April 2020

77.08



RUINION RANCH WATER CONTROL  
 PO BOX 2445  
 ROUND ROCK TX 78680-2445

Page: 1 of 2  
 Issue Date: Apr 12, 2020  
 Account Number: 144878477

Your bill is available online at att.com. You can also safely and conveniently make payments. Don't have an online account? Go to att.com to register for one.

Total due  
**\$77.08**  
 Please pay by:  
 May 04, 2020

**Account summary**

Your last bill	\$77.08
Payment, Mar 31 - Thank you!	-\$77.08
<b>Remaining balance</b>	<b>\$0.00</b>

**Service summary**

Internet	\$77.08
<b>Total services</b>	<b>\$77.08</b>

**Total due** **\$77.08 ✓**  
 Please pay by May 04, 2020

By/Date Received: DA 4-27-20  
 By/Date Posted: JB 4-30-20  
 Approved for Payment: [Signature]  
 Hand Delivered to: \_\_\_\_\_  
 Mailed By/Date: JB 5-1-20  
 GL#: 6230

**Ways to pay and manage your account:**

**myAT&T app**  
 iPhone and Android

**att.com/pay**

**Ordering, billing or support**  
**800.321.2000**  
 TTY: 800.651.5111

**REUNION RANCH W.C.I.D. / BOOKKEEPERS ACCOUNT**

**1406**

Sommers Marketing + Public Relations

Date	Type	Reference	Original Amt.	Balance Due	4/30/2020 Discount	Payment
3/1/2020	Bill	6198	300.00	300.00		300.00
					Check Amount	300.00

First Citizens - Bookke Website - February 2020

300.00

[L81064M1B] 7166082

73 of 74



**SOMMERS**  
MARKETING

**5900 Southwest Parkway  
Suite 5-520  
Austin, TX 78735  
512-330-0500**

3/1/2020

**Reunion Ranch  
Jeniffer Concienne  
Willatt & Flickinger, PLLC  
12912 Hill Country Blvd., Suite F-232  
Austin, TX 78738**

Job Code	Invoice #	Terms
	6198	

Description	Amount
February Website Edits	150.00
Edits to site to update Reunion Ranch HOA link Edits to site to add new agenda for monthly meeting Edits to site to add approved minutes	
Quarterly website maintenance to update to new version of WordPress, update all available Plugins, back up website files and database and check for compatibility of all pages	150.00
Sales Tax - 8.25%	0.00

By/Date Received: 1/24-27-20  
 By/Date Posted: 1/24-30-20  
 Approved for Payment: Amby  
 Hand Delivered to: \_\_\_\_\_  
 Mailed By/Date: 1/25-1-20  
 GL#: 0700

The stated price includes Texas sales or use taxes, if applicable

<b>Total</b>	<b>\$300.00</b>
<b>Payments/Credits</b>	<b>\$0.00</b>
<b>Balance Due</b>	<b>✓ \$300.00</b>

**Please remit payment to:**

**Sommers Marketing + Public Relations  
5900 Southwest Parkway, Suite 5-520  
Austin, TX 78735**