

# **Reunion Ranch W.C.I.D.**

## **Accounting Report**

**September 14, 2021**

---

- Review Cash Activity Report, including Receipts and Expenditures.
  - ☑ Action Items:
    - Approve director and vendor payments.
    - Approve fund transfers.
- Review July 31, 2021 Financial Statements.

# 2021 Reunion Ranch WCID

## Notes

January						
Su	M	Tu	W	Th	F	Sa
					1	2
3	4	5	6	7	8	9
10	11	12	13	14	15	16
17	18	19	20	21	22	23
24	25	26	27	28	29	30
31						

February						
Su	M	Tu	W	Th	F	Sa
	1	2	3	4	5	6
7	8	9	10	11	12	13
14	15	16	17	18	19	20
21	22	23	24	25	26	27
28						

March						
Su	M	Tu	W	Th	F	Sa
	1	2	3	4	5	6
7	8	9	10	11	12	13
14	15	16	17	18	19	20
21	22	23	24	25	26	27
28	29	30	31			

April						
Su	M	Tu	W	Th	F	Sa
				1	2	3
4	5	6	7	8	9	10
11	12	13	14	15	16	17
18	19	20	21	22	23	24
25	26	27	28	29	30	

May						
Su	M	Tu	W	Th	F	Sa
						1
2	3	4	5	6	7	8
9	10	11	12	13	14	15
16	17	18	19	20	21	22
23	24	25	26	27	28	29
30	31					

June						
Su	M	Tu	W	Th	F	Sa
		1	2	3	4	5
6	7	8	9	10	11	12
13	14	15	16	17	18	19
20	21	22	23	24	25	26
27	28	29	30			

July						
Su	M	Tu	W	Th	F	Sa
				1	2	3
4	5	6	7	8	9	10
11	12	13	14	15	16	17
18	19	20	21	22	23	24
25	26	27	28	29	30	31

August						
Su	M	Tu	W	Th	F	Sa
1	2	3	4	5	6	7
8	9	10	11	12	13	14
15	16	17	18	19	20	21
22	23	24	25	26	27	28
29	30	31				

September						
Su	M	Tu	W	Th	F	Sa
			1	2	3	4
5	6	7	8	9	10	11
12	13	14	15	16	17	18
19	20	21	22	23	24	25
26	27	28	29	30		

October						
Su	M	Tu	W	Th	F	Sa
					1	2
3	4	5	6	7	8	9
10	11	12	13	14	15	16
17	18	19	20	21	22	23
24	25	26	27	28	29	30
31						

November						
Su	M	Tu	W	Th	F	Sa
	1	2	3	4	5	6
7	8	9	10	11	12	13
14	15	16	17	18	19	20
21	22	23	24	25	26	27
28	29	30				

December						
Su	M	Tu	W	Th	F	Sa
			1	2	3	4
5	6	7	8	9	10	11
12	13	14	15	16	17	18
19	20	21	22	23	24	25
26	27	28	29	30	31	

# Cash Activity Report

**Reunion Ranch W.C.I.D.  
Cash Activity Report  
July 31, 2021 - September 14, 2021**

		First Citizens Operating Account	Bookkeeper's Account
<b>Reconciled Cash Balance - July 31, 2021</b>		<b>\$ 130,899.06</b>	<b>\$ 24,016.85</b>
<b>Subsequent Activity through September 14, 2021</b>		<b>11,022.01</b>	<b>(3,063.50)</b>
Transfer Approved at August 17, 2021 Board Meeting			(125,000.00)
Deposit			115,287.30
Deposit			20,734.71
	Subtotal - Operating Account		11,022.01
Transfer Approved at August 17, 2021 Board Meeting			171,515.82
Expenditures Approved at August 17, 2021 Board Meeting			(172,316.37)
Pedernales Electric			(1,272.53)
Nathan Neese			(138.52)
AT&T			(193.38)
Barton Publications			(457.00)
DSHS Central Lab			(106.96)
AT&T			(94.56)
			(3,063.50)
<b>Expenditures to be Approved at September 14, 2021 Board Meeting (From Bookkeeper's Account)</b>		<b>-</b>	<b>(255,570.57)</b>
<u>Vendor</u>	<u>Ck #</u>	<u>Memo</u>	<u>Amount</u>
Dennis Daniel	1809	Director Fees - September 14, 2021 Meeting	155.93
Nathan Neese	1810	Director Fees - September 14, 2021 Meeting	155.93
Ron Meyer	1811	Director Fees - September 14, 2021 Meeting	138.53
Theresa Purdy	1812	Director Fees - September 14, 2021 Meeting	138.52
Thomas Rogers	1813	Director Fees - September 14, 2021 Meeting	138.53
Aquatic Features Inc	1814	Pond Maintenance - August 2021	880.00
Bott & Douthitt, PLLC	1815	Accounting Fees - August 2021	2,000.00
Hays Central Appraisal District	1816	Appraisal Fees - Fourth Quarter 2021	3,490.58
Inframark LLC	1817	Operators - July 2021; Maintenance - July and August 2021	164,091.16
LCRA	1818	Raw Water/Monthly Fee - August 2021	4,828.06
Murfee Engineering	1819	Engineering - August 2021	5,937.50
Sommers Marketing	1820	Website - August 2021	1,200.00
West Travis County PUA	1821	Purchased Water - August 2021	33,747.23
Willatt & Flickinger	1822	Legal Fees - August 2021	8,437.60
Zane Furr	1823	Landscape Maintenance - August 2021	4,355.00
WITCPUA	1824	Impact Fees - July and August 2021	25,876.00
		Total Operating Account Expenditures	255,570.57
<b>Transfers to be Approved at September 14, 2021 Board Meeting</b>		<b>(135,000.00)</b>	<b>255,570.57</b>
Transfer		From First Citizens Operating to TexPool Operating	(135,000.00)
Transfer		From TexPool Operating to First Citizens Bookkeeper's	255,570.57
			120,570.57
<b>Projected Cash Balance - September 14, 2021</b>		<b>\$ 6,921.07</b>	<b>\$ 20,953.35</b>

**Reunion Ranch W.C.I.D.  
Cash/Investment Activity Report  
July 31, 2021 - September 14, 2021**

	Interest Rates	Balance 7/31/2021	Subsequent		Subtotal 9/14/2021	Transfers to be Approved 9/14/2021	Projected Balance 9/14/2021
			Receipts	Disbursements			
<b>General Fund -</b>							
First Citizens - Operating Account	n/a	130,899.06	136,022.01	(125,000.00)	141,921.07	(135,000.00)	6,921.07
First Citizens - Bookkeeper's Account	n/a	24,016.85	171,515.82	(430,149.89)	(234,617.22)	255,570.57	20,953.35
TexPool - Operating Account	0.0242%	943,667.93	125,000.00	(171,515.82)	897,152.11	(110,794.21)	786,357.90
<b>Total - General Fund</b>		<b>1,098,583.84</b>	<b>432,537.83</b>	<b>(726,665.71)</b>	<b>804,455.96</b>	<b>9,776.36</b>	<b>814,232.32</b>
<b>Debt Service Fund -</b>							
TexPool - Tax	0.0242%	43,918.35	-	-	43,918.35	(39,776.36)	4,141.99
TexPool - Debt Service	0.0242%	2,256,385.82	-	(1,148,506.47)	1,107,879.35	30,000.00	1,137,879.35
<b>Total - Debt Service Fund</b>		<b>2,300,304.17</b>	<b>-</b>	<b>(1,148,506.47)</b>	<b>1,151,797.70</b>	<b>(9,776.36)</b>	<b>1,142,021.34</b>
<b>Capital Project Fund -</b>							
Texpool - SR2017 Capital Projects	0.0242%	6.56	-	-	6.56	-	6.56
Texpool - SR2018 Capital Projects	0.0242%	1,361.12	-	-	1,361.12	-	1,361.12
Texpool - SR2019 Capital Projects	0.0242%	3,739.05	-	-	3,739.05	-	3,739.05
Texpool - SR2020 Capital Projects	0.0242%	2,264,479.01	-	-	2,264,479.01	-	2,264,479.01
<b>Total - Capital Project Fund</b>		<b>2,269,585.74</b>	<b>-</b>	<b>-</b>	<b>2,269,585.74</b>	<b>-</b>	<b>2,269,585.74</b>
<b>Total - All Funds</b>		<b>5,668,473.75</b>	<b>432,537.83</b>	<b>(1,875,172.18)</b>	<b>4,225,839.40</b>	<b>-</b>	<b>4,225,839.40</b>

**Transfer Letter Information:**

- (1) To transfer funds from First Citizens Operating Account to TexPool Operating Account: \$135,000.00
- (2) To transfer funds from TexPool Operating Account to First Citizens Bookkeeper's Account: \$255,570.57
- (3) To transfer funds from TexPool Tax Account to TexPool Operating Account: \$9,776.36
- (4) To transfer funds from TexPool Tax Account to TexPool Debt Service Account: \$30,000.00

# Recap & Standings Report

Cycles: All Taxing Units: Dripping Spr... Transaction Date Range: 07/01/2021 to 07/31/2021 Sorted By: By Year, Ascending Options: Separate Rollbacks, Include

**Appraisal**

WRR (Reunion Ranch WCID)

Taxing Unit Totals (IS,MO,RB,SA)

	Beg. Uncollected	Adjustments	Adjusted Uncollected	Collections	P&I Collected	Credits / Discounts Allowed	Atty. Fee Collected	Variance	Uncollected Balance
2001 & prior	0.00	0.00	0.00	0.00	0.00	0.00	0.00	0.00	0.00
2002	0.00	0.00	0.00	0.00	0.00	0.00	0.00	0.00	0.00
2003	0.00	0.00	0.00	0.00	0.00	0.00	0.00	0.00	0.00
2004	0.00	0.00	0.00	0.00	0.00	0.00	0.00	0.00	0.00
2005	0.00	0.00	0.00	0.00	0.00	0.00	0.00	0.00	0.00
2006	0.00	0.00	0.00	0.00	0.00	0.00	0.00	0.00	0.00
2007	0.00	0.00	0.00	0.00	0.00	0.00	0.00	0.00	0.00
2008	0.00	0.00	0.00	0.00	0.00	0.00	0.00	0.00	0.00
2009	0.00	0.00	0.00	0.00	0.00	0.00	0.00	0.00	0.00
2010	0.00	0.00	0.00	0.00	0.00	0.00	0.00	0.00	0.00
2011	0.00	0.00	0.00	0.00	0.00	0.00	0.00	0.00	0.00
2012	0.00	0.00	0.00	0.00	0.00	0.00	0.00	0.00	0.00
2013	0.00	0.00	0.00	0.00	0.00	0.00	0.00	0.00	0.00
2014	0.00	0.00	0.00	0.00	0.00	0.00	0.00	0.00	0.00
2015	0.00	0.00	0.00	0.00	0.00	0.00	0.00	0.00	0.00
2016	0.00	0.00	0.00	0.00	0.00	0.00	0.00	0.00	0.00
2017	0.00	0.00	0.00	0.00	0.00	0.00	0.00	0.00	0.00
2018	0.00	0.00	0.00	0.00	0.00	0.00	0.00	0.00	0.00
2019	0.00	0.00	0.00	0.00	0.00	0.00	0.00	0.00	0.00
2020	19,867.17	0.00	19,867.17	13,842.32	120.35	0.00	0.00	0.30	6,025.15
2021	0.00	0.00	0.00	0.00	0.00	0.00	0.00	0.00	0.00

**Summary**

Total Current	19,867.17	0.00	19,867.17	13,842.32	120.35	0.00	0.00	0.30	6,025.15
Total Delinquent	0.00	0.00	0.00	0.00	0.00	0.00	0.00	0.00	0.00
Rollbacks	0.00	0.00	0.00	0.00	0.00	0.00	0.00	0.00	0.00
Taxing Unit Total	19,867.17	0.00	19,867.17	13,842.32	120.35	0.00	0.00	0.30	6,025.15

**Percentages**

% of Roll Collected - 2020 - 99.70%	Adjusted Original Roll -- \$2,014,805.31		Current YTD Collected -- \$2,008,780.16	
Tax Collections Compared to Current Taxes Billed 69.67% Collected				
All Collections Compared to Current Taxes Billed 70.28% Collected				
Combined Collections (Collections + P&I Collected) -- 13,962.67				



<b>Reunion Ranch W.C.I.D.</b> <b>Collateral Analysis Schedule</b> <b>July 31, 2021</b>
--

	<u>Funds</u>	<u>Collateral</u>	<u>Over/(Under)</u> <u>Collateralized</u>
<b>First Citizens Bank</b>			
Operating Account	\$ 130,410.61		
Bookkeeper's Account	41,940.26		
<b>Total Funds First Citizens Bank</b>	172,350.87		
FDIC Coverage		250,000.00	
Pledged Collateral First Citizens Bank (Market Value)		280,448.04	
<b>Total Collateral</b>		530,448.04	
<b>Total Collateral/Funds</b>	\$ 172,350.87	\$ 530,448.04	\$ 358,097.17



# Pledge Inventory Report

First-Citizens Bank & Trust Co  
 Raleigh, NC  
 FROM 7/1/2021 TO 7/31/2021

Customer ID: 65900  
 Report Date: 8/2/2021  
 PAS Rep: Joanne Rodriguez  
 Account Rep: Mike Phillips/Ryan Gallant

Cusip	Description	Maturity/Refunded Dt	Intent	S&P	Market Price Dt	Original Face	Book Value
Ticket	Location Code/Name	Group	Coupon	Moody	Maturity (Yr)	Par	Market Value
3136ALYX3	FNM14081 CA	03/25/2041	AFS	NA	7/30/2021	1,850,526.00	226,538.77
1041499	WF - Wells Fargo	CM1	3.00000	Nr	19.66	224,063.09	227,429.30
3137FRSN2	FHR 4957 TA	03/25/2048	AFS	NR	7/30/2021	69,284.00	27,393.25
1223273	WF - Wells Fargo	CM1	3.00000	Nr	26.67	26,917.73	27,975.95
38382AR23	GNR 2019-147 AB	10/16/2060	AFS	NR	7/30/2021	30,000.00	24,072.64
1211542	WF - Wells Fargo	MB3	2.50000	Nr	39.24	24,233.48	25,042.79
3	Total Pledged: REUN - TX - Reunion Ranch WCID Round Rock Texas					1,949,810.00	278,004.66
						275,214.30	280,448.04

This report reflects information submitted to us by the customer. It is not intended to be used as the official record of safekeeping location and/or pledged holdings. This information should be provided by the customer's safekeeper.

# FINANCIAL STATEMENTS

**Reunion Ranch W.C.I.D.**

**Accountant's Compilation Report**

**July 31, 2021**

The District is responsible for the accompanying financial statements of the governmental activities of Reunion Ranch W.C.I.D., as of and for the ten months ended July 31, 2021, which collectively comprise the District's basic financial statements – governmental funds in accordance with the accounting principles generally accepted in the United States of America. We have performed a compilation engagement in accordance with Statements on Standards for Accounting and Review Services promulgated by the Accounting and Review Services Committee of the AICPA. We did not audit or review the financial statements nor were we required to perform any procedures to verify the accuracy or completeness of the information provided by management. Accordingly, we do not express an opinion, a conclusion, nor provide any form of assurance on these financial statements.

The District has omitted the management's discussion and analysis, the Statement of Net Assets, and Statement of Activities that the Governmental Accounting Standards Board required to be presented to supplement the basic financial statements. Such missing information, although not a part of the basic financial statements, is required by the Governmental Accounting Standards Board who considers it to be an essential part of financial reporting for placing the basic financial statements in an appropriate operational, economic, or historic context.

In addition, the District has elected to omit substantially all of the disclosures and the statement of cash flows required by accounting principles generally accepted in the United States of America. If the omitted disclosures and components required by GASB 34 were included in the financial statements, they might influence the user's conclusions about the District's financial position, results of operations, and cash flows. Accordingly, these financial statements are not designed for those who are not informed about such matters.

Accounting principles generally accepted in the United States of America require that budgetary comparison information be presented to supplement the basic financial statements. Such information is presented for purposes of additional analysis and, although not a required part of the basic financial statements, is required by the Governmental Accounting Standards Board who considers it to be an essential part of financial reporting and for placing the basic financial statements in an appropriate operational, economic, or historical context. Such information is the responsibility of management. The required supplementary information was subject to our compilation engagement. We have not audited or reviewed the required supplementary information and do not express an opinion, a conclusion, nor provide any assurance on such information.

Supplementary Information

The supplementary information contained in the schedules described in the Supplementary Information Index is presented for purposes of additional analysis and is not a required part of the basic financial statements. This information is the representation of management. The information was subject to our compilation engagement, however, we have not audited or reviewed the supplementary information and, accordingly, do not express an opinion, a conclusion, nor provide any form of assurance on such supplementary information.

We are not independent with respect to Reunion Ranch W.C.I.D.



BOTT & DOUTHITT, P.L.L.C.

September 12, 2021  
Round Rock, TX

**Reunion Ranch W.C.I.D.  
Governmental Funds Balance Sheet  
July 31, 2021**

	Governmental Funds			Governmental Funds Total
	General Fund	Debt Service Fund	Capital Projects Fund	
<b>Assets</b>				
Cash and Cash Equivalents -				
Cash - Operating	\$ 130,899.06	\$ -	\$ -	\$ 130,899.06
Cash - Bookkeeper's Account	24,016.85	-	-	24,016.85
Cash Equivalents	943,667.93	2,300,304.17	2,269,585.74	5,513,557.84
Receivables -				
Property Taxes	1,032.89	4,992.25	-	6,025.14
Service Accounts, net of allowance for doubtful accounts of \$ -	102,837.74	-	-	102,837.74
Prepaid Expense	2,164.77	-	-	2,164.77
Accounts Receivable - Other	5,033.46	-	-	5,033.46
Accrued Service Revenue	34,384.70	-	-	34,384.70
Interfund	13,376.47	-	-	13,376.47
<b>Total Assets</b>	<b>\$ 1,257,413.87</b>	<b>\$ 2,305,296.42</b>	<b>\$ 2,269,585.74</b>	<b>\$ 5,832,296.03</b>
<b>Liabilities</b>				
Accounts Payable	\$ 208,028.09	\$ -	\$ -	\$ 208,028.09
Accrued Expenditures	39,850.51	-	-	39,850.51
Impact Fees Payable	38,814.00	-	-	38,814.00
Customer Deposits	71,170.00	-	-	71,170.00
Builder Deposit	41,000.00	-	-	41,000.00
Due to TCEQ	2,603.67	-	-	2,603.67
Interfund	-	6,884.17	6,492.30	13,376.47
Payroll Taxes Payable	160.64	-	-	160.64
<b>Total Liabilities</b>	<b>401,626.91</b>	<b>6,884.17</b>	<b>6,492.30</b>	<b>415,003.38</b>
<b>Deferred Inflows of Resources</b>				
Deferred Revenue - Property Taxes	1,032.89	4,992.25	-	6,025.14
<b>Total Deferred Inflows of Resources</b>	<b>1,032.89</b>	<b>4,992.25</b>	<b>-</b>	<b>6,025.14</b>
<b>Fund Balance</b>				
Fund Balances:				
Restricted for				
Debt Service	-	2,293,420.00	-	2,293,420.00
Capital Projects	-	-	2,263,093.44	2,263,093.44
Unassigned	854,754.07	-	-	854,754.07
<b>Total Fund Balances</b>	<b>854,754.07</b>	<b>2,293,420.00</b>	<b>2,263,093.44</b>	<b>5,411,267.51</b>
<b>Total Liabilities, Deferred Inflows of Resources and Fund Balances</b>	<b>\$ 1,257,413.87</b>	<b>\$ 2,305,296.42</b>	<b>\$ 2,269,585.74</b>	<b>\$ 5,832,296.03</b>

See Accountants' Report.

**Reunion Ranch W.C.I.D.  
Statement of Revenues,  
Expenditures & Changes in Fund Balance-Governmental Funds  
October 1, 2020 - July 31, 2021**

	<b>Governmental Funds</b>			<b>Governmental Funds Total</b>
	<b>General Fund</b>	<b>Debt Service Fund</b>	<b>Capital Projects Fund</b>	
<b>Revenues:</b>				
Property Tax Revenue	\$ 346,586.57	\$ 1,674,703.63	\$ -	\$ 2,021,290.20
Service Accounts				
Water Revenue	497,443.30	-	-	497,443.30
Wastewater Revenue	268,546.50	-	-	268,546.50
Service Revenue Penalties	4,735.94	-	-	4,735.94
Tap Fee Income	28,000.00	-	-	28,000.00
Inspection Fee Income	22,400.00	-	-	22,400.00
Interest and Other Income	6,373.02	645.05	563.47	7,581.54
<b>Total Revenues</b>	<b>1,174,085.33</b>	<b>1,675,348.68</b>	<b>563.47</b>	<b>2,849,997.48</b>
<b>Expenditures:</b>				
Operating Expenses -				
Reservation Fee	21,145.80	-	-	21,145.80
Monthly Charges	115,365.80	-	-	115,365.80
Water Purchases	155,302.11	-	-	155,302.11
Operations & Management	78,127.56	-	-	78,127.56
Repairs & Maintenance	316,032.63	-	-	316,032.63
Inspections	26,832.97	-	-	26,832.97
Utilities	14,222.50	-	-	14,222.50
Landscape Maintenance	46,908.00	-	-	46,908.00
Pond Maintenance	10,221.33	-	-	10,221.33
Chemicals	21,333.02	-	-	21,333.02
Lab Fees	14,918.39	-	-	14,918.39
Sludge Hauling	256,492.70	-	-	256,492.70
Permit Fee	1,328.05	-	-	1,328.05
Administrative Services -				
Director Fees, including payroll tax	10,334.42	-	-	10,334.42
Insurance	14,903.08	-	-	14,903.08
Tax Appraisal/Collection Fees	1,747.59	8,446.65	-	10,194.24
Public Notice	738.00	-	-	738.00
Miscellaneous Expense	14,150.01	-	-	14,150.01
Professional Fees -				
Legal Fees	77,260.98	-	-	77,260.98
Bookkeeping Fees	20,750.00	-	-	20,750.00
Engineering Fees	38,909.62	-	-	38,909.62
Engineering Fees - Special	10,877.84	-	-	10,877.84
Audit Fees	12,000.00	-	-	12,000.00
Debt Service -				
Interest Expense	-	370,464.39	218,917.00	589,381.39
Fiscal Agent Fees	-	2,064.38	-	2,064.38
Bond Issuance Costs	-	-	511,155.00	511,155.00
Capital Outlay	-	-	4,459,341.00	4,459,341.00
<b>Total Expenditures</b>	<b>1,279,902.40</b>	<b>380,975.42</b>	<b>5,189,413.00</b>	<b>6,850,290.82</b>
<b>Excess/(Deficiency) of Revenues Over (Under) Expenditures</b>	<b>(105,817.07)</b>	<b>1,294,373.26</b>	<b>(5,188,849.53)</b>	<b>(4,000,293.34)</b>
<b>Other Financing Sources (Uses):</b>				
Bond Proceeds	-	-	7,050,000.00	7,050,000.00
Bond Premium	-	-	52,636.85	52,636.85
Bond Discount	-	-	(99,516.20)	(99,516.20)
<b>Total Other Financing Sources (Uses)</b>	<b>-</b>	<b>-</b>	<b>7,003,120.65</b>	<b>7,003,120.65</b>
<b>Excess/(Deficiency) of Revenues And Other Financing Sources Over (Under) Expenditures and Other Financing Uses</b>	<b>(105,817.07)</b>	<b>1,294,373.26</b>	<b>1,814,271.12</b>	<b>3,002,827.31</b>
<b>Fund Balance, October 1, 2020</b>	<b>960,571.14</b>	<b>999,046.74</b>	<b>448,822.32</b>	<b>2,408,440.20</b>
<b>Fund Balance, July 31, 2021</b>	<b>\$ 854,754.07</b>	<b>\$ 2,293,420.00</b>	<b>\$ 2,263,093.44</b>	<b>\$ 5,411,267.51</b>

See Accountants' Report.

## **Supplementary Information Index**

### **General Fund**

- Budgetary Comparison Schedule
- Revenues & Expenses: Actual + Budgeted
- Cash Account Reconciliations
- A/P Aging Summary
- Payroll Summary
- Adjustments Journal
- General Ledger

### **Debt Service Fund**

- Debt Service Schedule
- Adjustments Journal
- General Ledger

### **Capital Projects Fund**

- General Ledger

## General Fund

**Reunion Ranch W.C.I.D.**  
**Budgetary Comparison Schedule - General Fund**  
**July 31, 2021**

	CURRENT MONTH			YEAR TO DATE		
	Actual	Budget	Difference	Actual	Budget	Difference
<b>Revenues:</b>						
Property Tax Revenue	\$ 2,393.60	\$ -	\$ 2,393.60	\$ 346,586.57	\$ 273,193.00	\$ 73,393.57
Service Accounts						
Water Revenue	68,405.31	53,538.00	14,867.31	497,443.30	372,751.00	124,692.30
Wastewater Revenue	29,982.16	21,708.00	8,274.16	268,546.50	210,665.00	57,881.50
Service Revenue Penalties	627.55	752.00	(124.45)	4,735.94	5,834.00	(1,098.06)
Tap Fees	1,000.00	3,000.00	(2,000.00)	28,000.00	30,000.00	(2,000.00)
Inspection Fees	800.00	2,250.00	(1,450.00)	22,400.00	22,500.00	(100.00)
Interest and Other Income	119.11	950.00	(830.89)	6,373.02	9,500.00	(3,126.98)
<b>Total Revenues</b>	<b>103,327.73</b>	<b>82,198.00</b>	<b>21,129.73</b>	<b>1,174,085.33</b>	<b>924,443.00</b>	<b>249,642.33</b>
<b>Expenditures:</b>						
Operating Expenses -						
Reservation Fee	2,114.58	2,115.00	0.42	21,145.80	21,150.00	4.20
Monthly Charges	11,536.58	11,537.00	0.42	115,365.80	115,370.00	4.20
Water Purchases	22,343.09	21,651.00	(692.09)	155,302.11	120,059.00	(35,243.11)
Management and Operations	8,297.99	8,435.00	137.01	78,127.56	83,675.00	5,547.44
Repairs and Maintenance	5,175.43	16,000.00	10,824.57	316,032.63	160,000.00	(156,032.63)
Inspection Fees	2,529.36	1,950.00	(579.36)	26,832.97	19,500.00	(7,332.97)
Utilities	1,550.41	1,400.00	(150.41)	14,222.50	14,000.00	(222.50)
Landscape Maintenance	3,735.00	4,000.00	265.00	46,908.00	40,000.00	(6,908.00)
Pond Maintenance	940.00	1,000.00	60.00	10,221.33	10,000.00	(221.33)
Chemicals	-	1,750.00	1,750.00	21,333.02	17,500.00	(3,833.02)
Lab Fees	1,552.59	1,850.00	297.41	14,918.39	18,500.00	3,581.61
Sludge Hauling	65,753.70	4,000.00	(61,753.70)	256,492.70	40,000.00	(216,492.70)
Permit Fees	-	-	-	1,328.05	1,500.00	171.95
Administrative Services -						
Director Fees, incl payroll taxes	1,130.32	814.00	(316.32)	10,334.42	8,149.00	(2,185.42)
Director Reimbursement	-	65.00	65.00	-	65.00	65.00
Insurance	-	-	-	14,903.08	15,000.00	96.92
Tax Appraisal/Collector Fees	-	-	-	1,747.59	3,000.00	1,252.41
Public Notice	-	-	-	738.00	-	(738.00)
Miscellaneous	1,279.24	350.00	(929.24)	14,150.01	3,500.00	(10,650.01)
Professional Fees -						
Legal Fees	6,014.40	5,750.00	(264.40)	77,260.98	57,500.00	(19,760.98)
Accounting Fees	2,000.00	2,000.00	-	20,750.00	20,750.00	-
Engineering Fees - General	3,075.00	2,850.00	(225.00)	38,909.62	28,500.00	(10,409.62)
Engineering Fees - Special	850.00	2,000.00	1,150.00	10,877.84	20,000.00	9,122.16
Audit Fees	-	-	-	12,000.00	11,750.00	(250.00)
<b>Total Expenditures</b>	<b>139,877.69</b>	<b>89,517.00</b>	<b>(50,360.69)</b>	<b>1,279,902.40</b>	<b>830,053.00</b>	<b>(449,849.40)</b>
<b>Excess/(Deficiency) of Revenues Over/ (Under) Expenditures</b>	<b>\$ (36,549.96)</b>	<b>\$ (7,319.00)</b>	<b>\$ (29,230.96)</b>	<b>\$ (105,817.07)</b>	<b>\$ 94,390.00</b>	<b>\$ (200,207.07)</b>



## Reunion Ranch W.C.I.D. Revenues and Expenditures - General Fund: Actuals + Budgeted Fiscal Year 2020-2021

FY 2021 Budget Approved 9/15/20	Actual Oct-20	Actual Nov-20	Actual Dec-20	Actual Jan-21	Actual Feb-21	Actual Mar-21	Actual Apr-21	Actual May-21	Actual Jun-21	Actual Jul-21	Budget Aug-21	Budget Sep-21	Projected Actual	Projected Variance
\$ 273,193	\$ 47	\$ 1,866	\$ 222,372	\$ 69,296	\$ 39,510	\$ 5,058	\$ 2,618	\$ 1,815	\$ 1,611	\$ 2,394	\$ -	\$ -	\$ 346,587	\$ 73,394
<b>Property Tax Revenues</b>														
Service Accounts -														
Water Service Fees	67,597	57,285	41,899	36,053	42,990	35,960	52,625	49,674	44,954	68,405	53,889	54,240	605,572	124,692
Sewer Service Fees	254,505	25,737	24,969	24,107	25,346	26,008	29,318	28,838	28,536	29,982	21,850	21,990	312,387	57,882
Service Account Penalties	7,353	1,005	914	637	50	50	50	-	515	628	757	762	6,255	(1,098)
Tap Fee Income	36,000	8,000	-	6,000	3,000	2,000	-	5,000	3,000	3,000	3,000	3,000	34,000	(2,000)
Inspection Fee Income	27,000	6,400	-	4,800	2,400	1,600	-	4,000	2,400	800	2,250	2,250	26,900	(100)
Interest Income	11,400	93	59	59	28	17	12	9	10	14	950	950	2,278	(9,122)
Miscellaneous Income	-	1,950	680	105	75	1,040	340	505	265	105	-	-	5,995	5,995
<b>Total Revenues</b>	<b>1,090,331</b>	<b>86,501</b>	<b>290,317</b>	<b>141,027</b>	<b>114,253</b>	<b>71,733</b>	<b>84,964</b>	<b>89,841</b>	<b>81,292</b>	<b>103,228</b>	<b>82,696</b>	<b>83,192</b>	<b>1,339,973</b>	<b>249,642</b>
<b>Expenditures:</b>														
<b>Operating Expenses -</b>														
LCRA Firm Water Reservation Fee	25,380	2,115	2,115	2,115	2,115	2,115	2,115	2,115	2,115	2,115	2,115	2,115	25,376	4
WTPUA Monthly Charge	138,444	11,537	11,537	11,537	11,537	11,537	11,537	11,537	11,537	11,537	11,537	11,537	138,440	4
Water Purchases	163,787	21,167	10,862	7,719	7,690	11,431	16,158	14,058	18,632	22,343	21,793	21,935	199,030	(35,243)
Management & Operations	100,590	7,952	7,500	7,551	7,516	7,645	8,282	7,802	7,664	8,298	8,450	8,465	98,043	5,547
Inspections	23,400	2,921	3,434	2,415	2,407	3,027	2,545	2,535	2,410	2,529	1,950	1,950	30,733	(7,333)
Utilities	16,800	1,351	1,233	1,480	1,415	1,375	1,517	1,444	1,480	1,550	1,400	1,400	17,023	(223)
Bacteriological Testing	22,000	187	830	974	976	375	873	1,121	1,954	1,853	1,850	1,850	18,618	3,882
Chemicals	21,000	530	-	4,686	1,597	3,459	1,815	2,548	6,699	-	1,750	1,750	24,833	(3,833)
Sludge Hauling	48,000	-	8,466	4,341	9,269	19,612	85,601	19,380	42,643	65,754	4,000	4,000	264,493	(216,493)
Permit Fee	1,500	620	708	-	-	-	-	-	-	-	-	-	1,328	172
<b>Repairs &amp; Maintenance -</b>														
Water System	36,000	7,462	296	3,230	2,101	259	3,729	767	12,811	390	3,000	3,000	37,232	(1,232)
Wastewater	132,000	72,943	3,675	2,382	7,321	9,499	13,024	34,661	22,253	4,256	11,000	11,000	283,360	(151,360)
Irrigation	24,000	(0)	671	4,620	7,611	411	789	5,480	1,416	529	2,000	2,000	27,441	(3,441)
Landscape Maintenance	48,000	11,071	4,686	4,036	3,735	4,355	3,735	3,735	4,355	3,735	4,000	4,000	54,908	(6,908)
Pond Maintenance	22,000	880	902	900	880	880	2,120	940	880	940	1,000	1,000	22,221	(221)
Capital Outlay	20,000	-	-	-	-	-	-	-	-	-	-	-	20,000	-
<b>Subtotal-District Facilities</b>	<b>843,101</b>	<b>140,734</b>	<b>76,540</b>	<b>56,297</b>	<b>72,706</b>	<b>139,911</b>	<b>153,839</b>	<b>108,121</b>	<b>136,849</b>	<b>125,529</b>	<b>75,845</b>	<b>106,002</b>	<b>1,260,078</b>	<b>(416,977)</b>
<b>Administrative Services -</b>														
Director Fees, incl payroll tax	9,777	646	646	1,292	807	1,776	807	1,130	1,130	1,130	814	814	11,962	(2,185)
Director Reimbursements	780	-	-	-	-	-	-	-	-	-	65	65	130	650
Insurance	15,000	14,903	-	-	-	-	-	-	-	-	-	-	14,903	97
Tax Appraisal/Collector Fees	4,000	-	551	-	-	598	-	-	598	-	-	1,000	2,748	1,252
Public Notice	1,450	738	-	-	-	-	-	-	-	-	1,450	-	2,188	(738)
Miscellaneous	4,200	654	893	1,162	2,864	1,554	1,379	1,178	1,654	1,379	350	350	14,850	(10,650)
<b>Subtotal-Admin. Services</b>	<b>35,207</b>	<b>16,203</b>	<b>2,277</b>	<b>3,005</b>	<b>2,340</b>	<b>3,929</b>	<b>2,186</b>	<b>2,309</b>	<b>3,382</b>	<b>2,410</b>	<b>2,679</b>	<b>2,229</b>	<b>46,781</b>	<b>(11,574)</b>
<b>Professional Fees -</b>														
Legal Fees	69,000	8,084	9,184	7,990	8,350	8,348	8,799	6,312	7,585	6,014	5,750	5,750	88,761	(19,761)
Financial Advisor	429	-	-	-	-	-	-	-	-	-	429	-	429	-
Accounting Fees	24,750	2,000	2,000	2,750	2,000	2,000	2,000	2,000	2,000	2,000	2,000	2,000	24,750	-
Engineering Fees	34,200	2,861	5,693	2,260	4,816	1,500	4,086	6,590	3,508	3,075	2,850	2,850	44,810	(10,410)
Engineering Fees - Special	24,000	2,333	145	1,313	1,485	20	575	533	1,845	850	2,000	2,000	14,878	9,122
Audit Fees	11,750	-	-	-	12,000	-	-	-	-	-	-	-	12,000	(250)
Permit Renewal	-	-	-	-	-	-	-	-	-	-	-	-	-	-
<b>Subtotal-Professional Fees</b>	<b>164,129</b>	<b>15,276</b>	<b>17,022</b>	<b>13,563</b>	<b>13,134</b>	<b>13,629</b>	<b>15,459</b>	<b>15,434</b>	<b>14,938</b>	<b>11,939</b>	<b>12,600</b>	<b>13,029</b>	<b>185,427</b>	<b>(21,298)</b>
<b>Total Expenditures</b>	<b>1,042,437</b>	<b>172,215</b>	<b>95,840</b>	<b>72,865</b>	<b>88,180</b>	<b>157,468</b>	<b>171,485</b>	<b>125,864</b>	<b>155,169</b>	<b>139,878</b>	<b>91,124</b>	<b>121,260</b>	<b>1,492,286</b>	<b>(449,849)</b>
<b>Excess/(Deficiency) of Revenues over Expenditures</b>	<b>\$ 47,894</b>	<b>\$ (61,386)</b>	<b>\$ (9,339)</b>	<b>\$ 217,453</b>	<b>\$ 40,089</b>	<b>\$ (85,735)</b>	<b>\$ (86,521)</b>	<b>\$ (36,023)</b>	<b>\$ (73,878)</b>	<b>\$ (36,550)</b>	<b>\$ (8,428)</b>	<b>\$ (38,068)</b>	<b>\$ (152,313)</b>	<b>\$ (200,207)</b>

See Accountant's Report.

**Reunion Ranch W.C.I.D.  
Cash Account Reconciliations  
July 31, 2021**

	<b>First Citizens Operating</b>	<b>First Citizens Bookkeeper's</b>	<b>Total</b>
<b>Beginning Bank Balance 7/1/2021</b>	\$ 217,480.37	\$ 28,919.86	\$ 246,400.23
<b>Cleared Transactions</b>			
Checks and Payments	(175,627.77)	(70,010.97)	(245,638.74)
Deposits and Credits	88,558.01	83,031.37	171,589.38
<b>Total Cleared Transactions</b>	(87,069.76)	13,020.40	(74,049.36)
<b>Ending Bank Balance 7/31/2021</b>	130,410.61	41,940.26	172,350.87
<b>Uncleared Transactions</b>			
Deposits in Transit	488.45	-	488.45
Outstanding Checks	-	(17,923.41)	(17,923.41)
<b>Total Uncleared Transactions</b>	488.45	(17,923.41)	(17,434.96)
<b>Register Balance as of 7/31/2021</b>	<u>\$ 130,899.06</u>	<u>\$ 24,016.85</u>	<u>\$ 154,915.91</u>

See Accountants' Report.

**Reunion Ranch W.C.I.D.**  
**A/P Aging**  
**As of July 31, 2021**

	<u>Current</u>	<u>1 - 30</u>	<u>31 - 60</u>	<u>61 - 90</u>	<u>&gt; 90</u>	<u>TOTAL</u>
Aquatic Features Inc	940.00	0.00	0.00	0.00	0.00	940.00
Bott & Douthitt, P.L.L.C.	2,000.00	0.00	0.00	0.00	0.00	2,000.00
DSHS Central Lab	106.96	0.00	0.00	0.00	0.00	106.96
Inframark LLC	60,900.85	91,222.55	0.00	0.00	0.00	152,123.40
Jones-Bell LLC dbaEnvironmental Solutions	600.00	0.00	0.00	0.00	0.00	600.00
██████████	24.37	0.00	0.00	0.00	0.00	24.37
LCRA	4,454.72	0.00	0.00	0.00	0.00	4,454.72
Murfee Engineering Company	3,925.00	0.00	0.00	0.00	0.00	3,925.00
Pedernales Electric Cooperative	1,272.53	0.00	0.00	0.00	0.00	1,272.53
██████████	54.07	0.00	0.00	0.00	0.00	54.07
Sommers Marketing + Public Relations	1,116.00	0.00	0.00	0.00	0.00	1,116.00
██████████	122.11	0.00	0.00	0.00	0.00	122.11
West Travis County PUA	31,539.53	0.00	0.00	0.00	0.00	31,539.53
Willatt & Flickinger, P.L.L.C.	6,014.40	0.00	0.00	0.00	0.00	6,014.40
Zane Furr	3,735.00	0.00	0.00	0.00	0.00	3,735.00
<b>TOTAL</b>	<b><u>116,805.54</u></b>	<b><u>91,222.55</u></b>	<b><u>0.00</u></b>	<b><u>0.00</u></b>	<b><u>0.00</u></b>	<b><u>208,028.09</u></b>

See Accountants' Report.

**Reunion Ranch W.C.I.D.  
Payroll Summary  
July 2021**

	Dennis Daniel	Nathan Neese	Ronald Meyer	Theresa Purdy	Thomas J. Rogers	TOTAL
<b>Employee Wages, Taxes and Adjustments</b>						
Gross Pay	150.00	150.00	300.00	300.00	150.00	1,050.00
Director Fees	0.00	0.00	0.00	0.00	0.00	0.00
Mileage						
<b>Total Gross Pay</b>	<b>150.00</b>	<b>150.00</b>	<b>300.00</b>	<b>300.00</b>	<b>150.00</b>	<b>1,050.00</b>
<b>Adjusted Gross Pay</b>	<b>150.00</b>	<b>150.00</b>	<b>300.00</b>	<b>300.00</b>	<b>150.00</b>	<b>1,050.00</b>
<b>Taxes Withheld</b>						
Federal Withholding	0.00	0.00	0.00	0.00	0.00	0.00
Medicare Employee	-2.17	-2.18	-4.35	-4.35	-2.17	-15.22
Social Security Employee	-9.30	-9.30	-18.60	-18.60	-9.30	-65.10
Medicare Employee Addl Tax	0.00	0.00	0.00	0.00	0.00	0.00
<b>Total Taxes Withheld</b>	<b>-11.47</b>	<b>-11.48</b>	<b>-22.95</b>	<b>-22.95</b>	<b>-11.47</b>	<b>-80.32</b>
<b>Net Pay</b>	<b>138.53</b>	<b>138.52</b>	<b>277.05</b>	<b>277.05</b>	<b>138.53</b>	<b>969.68</b>
<b>Employer Taxes and Contributions</b>						
Medicare Company	2.17	2.18	4.35	4.35	2.17	15.22
Social Security Company	9.30	9.30	18.60	18.60	9.30	65.10
<b>Total Employer Taxes and Contributions</b>	<b>11.47</b>	<b>11.48</b>	<b>22.95</b>	<b>22.95</b>	<b>11.47</b>	<b>80.32</b>

See Accountants' Report.

**Reunion Ranch W.C.I.D.  
Adjustments Journal**

**July 2021**

Date	Num	Memo	Account	Debit	Credit
07/31/2021	7.1	Record Tax Collections` Record Tax Collections` Record Tax Collections` Record Tax Collections` Record Tax Collections` Record Tax Collections`	1152 · Taxes Receivable 2704 · Deferred Revenue - Property Tax 1152 · Taxes Receivable 2704 · Deferred Revenue - Property Tax 4300 · Property Tax Revenue 4350 · Penalties & Interest - Tax 1173 · Due From Debt Service Fund	0.05   2,372.97  2,393.60	 0.05 2,372.97  2,372.97 20.63
				4,766.62	4,766.62
07/31/2021	7.2	Record Returned Item Record Returned Item Record Returned Item Record Returned Item Record Returned Item Record Returned Item	1326 · Returned Checks 6300 · Bank Charges 1000 · First Citizens Bank - Operating 1326 · Returned Checks 6300 · Bank Charges 1000 · First Citizens Bank - Operating	113.06 1.00  319.71 1.00  434.77	  114.06   320.71
				434.77	434.77
07/31/2021	7.3	Accrue - WWTS - Emergency pumping - March/... Accrue - WWTS - Emergency pumping - March/...	6217 · Sludge Hauling 2100 · Accrued Expenses	22,006.26  22,006.26	 22,006.26
				22,006.26	22,006.26
07/31/2021	7.4	Record B&C Reports Record B&C Reports Record B&C Reports Record B&C Reports Record B&C Reports Record B&C Reports Record B&C Reports Record B&C Reports Record B&C Reports Record B&C Reports Record B&C Reports Record B&C Reports Record B&C Reports	1120 · Service Accounts Receivable 4225 · Service Revenue Penalties 4200 · Wastewater Revenues 2139 · TCEQ Liability 4100 · Water Revenue 4225 · Service Revenue Penalties 4225 · Service Revenue Penalties 4100 · Water Revenue 4200 · Wastewater Revenues 2139 · TCEQ Liability 2161 · Customer Deposits 4100 · Water Revenue	100,279.41 15.31 23.92 0.77  50.00 592.86 67,880.82 30,006.08 489.65 1,050.00 210.00	    40.00 50.00 592.86 67,880.82 30,006.08 489.65 1,050.00 210.00
				100,319.41	100,319.41
07/31/2021	7.5	Record Refunded/Applied Deposits Record Refunded/Applied Deposits Record Refunded/Applied Deposits Record Refunded/Applied Deposits Record Refunded/Applied Deposits Record Refunded/Applied Deposits	4100 · Water Revenue 2161 · Customer Deposits 4100 · Water Revenue 1120 · Service Accounts Receivable 4100 · Water Revenue 1120 · Service Accounts Receivable	 550.00 267.67  192.71  1,010.38	 550.00  267.67 192.71
				1,010.38	1,010.38
07/31/2021	7.6	Returned Check Added back to AR Returned Check Added back to AR	1120 · Service Accounts Receivable 1326 · Returned Checks	432.77  432.77	 432.77
				432.77	432.77
07/31/2021	7.7	Record Admin Labor - 205 Tiffanie - SO 2633698 Record Admin Labor - 205 Tiffanie - SO 2633698 Record Admin Labor - 1060 Jacksdaw - SO 260... Record Admin Labor - 1060 Jacksdaw - SO 260... Record Admin Labor - 1331 Jacksdaw - SO 260... Record Admin Labor - 1331 Jacksdaw - SO 260... Record Admin Labor - 1175 Jacksdaw - SO 260... Record Admin Labor - 1175 Jacksdaw - SO 260... Record Admin Labor - 1222 Jacksdaw - SO 260... Record Admin Labor - 1222 Jacksdaw - SO 260... Record Admin Labor - 501 Katie - SO 2601965 Record Admin Labor - 501 Katie - SO 2601965 Record Admin Labor - 196 Delayne - SO 2609503 Record Admin Labor - 196 Delayne - SO 2609503	1325 · A/R Other 4560 · Miscellaneous Income 1325 · A/R Other 4560 · Miscellaneous Income 1325 · A/R Other 4560 · Miscellaneous Income 1325 · A/R Other 4560 · Miscellaneous Income 1325 · A/R Other 4560 · Miscellaneous Income 1325 · A/R Other 4560 · Miscellaneous Income 1325 · A/R Other 4560 · Miscellaneous Income	15.00  15.00  15.00  15.00  15.00  15.00  15.00  15.00  15.00	 15.00 15.00 15.00 15.00 15.00 15.00 15.00 15.00 15.00 15.00 15.00 15.00 15.00
				105.00	105.00
TOTAL				129,075.21	129,075.21

See Accountants' Report.

Reunion Ranch W.C.I.D.

General Ledger

As of July 31, 2021

Type	Date	Num	Source Name	Memo	Amount	Balance
1000 - First Citizens Bank - Operating						
Deposit	07/01/2021		eChecks		1,420.86	217,968.82
Deposit	07/01/2021		eChecks		591.30	219,980.98
Deposit	07/01/2021		Lockbox		910.94	220,891.92
Deposit	07/02/2021		Credit Cards		2,072.79	222,964.71
Deposit	07/02/2021		eChecks		850.65	223,815.36
Deposit	07/02/2021		eChecks		267.53	224,082.89
Deposit	07/02/2021		Lockbox		1,088.63	225,171.52
Deposit	07/03/2021		eChecks		484.46	225,655.98
Deposit	07/04/2021		eChecks		106.53	225,762.51
Deposit	07/06/2021		Credit Cards		201.76	225,964.27
Deposit	07/06/2021		Credit Cards		263.47	226,227.74
Deposit	07/06/2021		Credit Cards		109.80	226,337.54
Deposit	07/06/2021		UsScan		287.33	226,624.87
Deposit	07/06/2021		eChecks		213.06	226,837.93
Deposit	07/06/2021		Lockbox		939.69	227,777.62
Deposit	07/07/2021		Credit Cards		318.84	228,096.46
Deposit	07/07/2021		eChecks		622.05	228,718.51
Deposit	07/07/2021		Lockbox		1,201.13	229,919.64
Deposit	07/08/2021		UsScan		105.25	230,024.89
Deposit	07/08/2021		Lockbox		1,301.12	231,326.01
Deposit	07/09/2021		Credit Cards		267.28	231,593.29
Deposit	07/09/2021		eChecks		122.86	231,716.15
Deposit	07/09/2021		Lockbox		415.27	232,131.42
Deposit	07/11/2021		eChecks		382.91	232,514.33
Deposit	07/12/2021		Credit Cards		839.74	233,354.07
Deposit	07/12/2021		UsScan		1,010.94	234,365.01
Deposit	07/12/2021		Lockbox		763.36	235,128.37
Deposit	07/13/2021		Credit Cards		968.24	236,096.61
Deposit	07/13/2021		UsScan		784.87	236,881.48
Deposit	07/13/2021		eChecks		392.55	237,274.03
Deposit	07/13/2021		Lockbox		1,658.42	238,932.45
Deposit	07/14/2021		Credit Cards		683.56	239,616.01
Deposit	07/14/2021		eChecks		106.03	239,722.04
Deposit	07/14/2021		Lockbox		669.53	240,391.57
Deposit	07/15/2021		Deposit		14,868.00	255,259.57
Deposit	07/15/2021		Credit Cards		158.54	255,418.11
Deposit	07/15/2021		Deposit		92.71	255,510.82
Deposit	07/15/2021		UsScan		499.56	256,010.38
Deposit	07/15/2021		Lockbox		1,302.80	257,313.18
Deposit	07/16/2021		Credit Cards		353.67	257,666.85
Deposit	07/16/2021		UsScan		150.95	257,817.80
Deposit	07/16/2021		eChecks		177.28	257,995.08
Deposit	07/16/2021		eChecks		437.68	258,432.76
Deposit	07/16/2021		Lockbox		2,150.90	260,583.66
Deposit	07/17/2021		eChecks		117.08	260,700.74
Deposit	07/18/2021		eChecks		193.46	260,894.20
Deposit	07/19/2021		Credit Cards		154.82	261,049.02
Deposit	07/19/2021		UsScan		381.43	261,430.45
Deposit	07/19/2021		ACH		29,065.07	290,495.52
Deposit	07/19/2021		Lockbox		2,067.00	292,562.52
Transfer	07/20/2021		Funds Transfer		(175,000.00)	117,562.52
Deposit	07/20/2021		Credit Cards		494.26	118,056.78
Deposit	07/20/2021		UsScan		109.55	118,166.33
Deposit	07/20/2021		eChecks		136.43	118,302.76
Deposit	07/20/2021		eChecks		482.75	118,785.51
Deposit	07/20/2021		Lockbox		560.63	119,346.14
Deposit	07/21/2021		Credit Cards		9,109.97	128,456.11
Deposit	07/21/2021		UsScan		195.15	128,651.26
Deposit	07/21/2021		Lockbox		305.15	128,956.41
Deposit	07/22/2021		Credit Cards		578.93	129,535.34
Deposit	07/22/2021		UsScan		244.16	129,779.50
Deposit	07/22/2021		eChecks		321.42	130,100.92
Deposit	07/23/2021		UsScan		419.70	130,520.62
Deposit	07/24/2021		eChecks		245.58	130,766.20
Deposit	07/26/2021		UsScan		120.16	130,886.36
Deposit	07/26/2021		Lockbox		181.00	131,067.36
Deposit	07/27/2021		Credit Cards		149.31	131,216.67
Deposit	07/27/2021		eChecks		164.36	131,381.03
Deposit	07/27/2021		Lockbox		120.16	131,501.19
General Journal	07/31/2021	7.2		Record Returned Item	(114.06)	131,387.13
General Journal	07/31/2021	7.2		Record Returned Item	(320.71)	131,066.42
Check	07/31/2021			Service Charge	(193.00)	130,873.42
Deposit	07/31/2021			Interest	25.64	130,899.06
Total 1000 - First Citizens Bank - Operating					(87,069.76)	130,899.06
1105 - First Citizens - Bookkeeper's						
Bill Pmt -Check	07/12/2021	1756		Customer Refund	(91.21)	27,849.35
Bill Pmt -Check	07/12/2021	1757		Customer Refund	(113.07)	27,736.28
Bill Pmt -Check	07/12/2021	1758		Customer Refund	(46.79)	27,689.49
Bill Pmt -Check	07/12/2021	1759		Customer Refund	(31.26)	27,658.23
Bill Pmt -Check	07/12/2021	1760		Customer Refund	(192.71)	27,465.52
Bill Pmt -Check	07/19/2021	1776	DSHS Central Lab	Lab Fees - June 2021	(106.96)	27,358.56
Bill Pmt -Check	07/19/2021	1777	Pedernales Electric Cooperative		(1,201.27)	26,157.29
Paycheck	07/20/2021	1761	Dennis Daniel		(138.53)	25,918.76
Paycheck	07/20/2021	1762	Nathan Neese		(138.52)	25,780.24
Paycheck	07/20/2021	1763	Ronald Meyer		(138.52)	25,641.72
Paycheck	07/20/2021	1764	Theresa Purdy		(138.53)	25,503.19
Paycheck	07/20/2021	1765	Thomas J. Rogers		(138.53)	25,364.66
Bill Pmt -Check	07/20/2021	1766	Aquatic Features Inc	Pond Maintenance - June 2021	(880.00)	24,484.66
Bill Pmt -Check	07/20/2021	1767	Bott & Douthitt, P.L.L.C.	Accounting Fees - June 2021	(2,175.91)	22,308.75
Bill Pmt -Check	07/20/2021	1768	Inframark LLC		(15,446.10)	6,862.65
Bill Pmt -Check	07/20/2021	1769	LCRA	Raw Water/Monthly Fee - June 2021	(3,496.28)	3,366.37
Bill Pmt -Check	07/20/2021	1770	Murfee Engineering Company		(5,353.14)	(1,979.98)
Bill Pmt -Check	07/20/2021	1771	Sommers Marketing + Public Relations	Website - June 2021	(1,316.00)	(3,295.98)
Bill Pmt -Check	07/20/2021	1772	West Travis County PUA	Monthly Charge/Purchased Water - June 2021	(28,787.33)	(32,083.31)
Bill Pmt -Check	07/20/2021	1773	Willatt & Flickinger, P.L.L.C.	Legal Fees - June 2021	(7,584.86)	(39,668.17)
Bill Pmt -Check	07/20/2021	1774	Zane Furr	Landscape Maintenance - June 2021	(4,355.00)	(44,023.17)
Bill Pmt -Check	07/20/2021	1775	WTCPUA	Impact Fees - June 2021	(12,938.00)	(56,961.17)
Transfer	07/20/2021			Funds Transfer	83,025.25	26,066.08
Paycheck	07/23/2021	1778	Ronald Meyer		(138.53)	25,927.55
Paycheck	07/23/2021	1779	Theresa Purdy		(138.52)	25,789.03
Bill Pmt -Check	07/23/2021	1781	BOKF, NA		(1,064.38)	24,724.65
Bill Pmt -Check	07/23/2021	1780	AT&T	Telephone - July 2021	(193.36)	24,531.29
Liability Check	07/27/2021	1782	U S Treasury	77-0673282	(436.04)	24,095.25

See Accountants' Report.

**Reunion Ranch W.C.I.D.**

**General Ledger**

**As of July 31, 2021**

Type	Date	Num	Source Name	Memo	Amount	Balance
Bill Pmt - Check	07/29/2021	1783	AT&T	Internet - July 2021	(84.52)	24,010.73
Deposit	07/31/2021			Interest	6.12	24,016.85
Total 1105 · First Citizens - Bookkeeper's					(3,832.50)	24,016.85
1007 · Texpool Operating Account						851,679.07
Transfer	07/20/2021			Funds Transfer	175,000.00	1,026,679.07
Transfer	07/20/2021			Funds Transfer	(83,025.25)	943,653.82
Deposit	07/31/2021			Interest	14.11	943,667.93
Total 1007 · Texpool Operating Account					91,988.86	943,667.93
1120 · Service Accounts Receivable						75,960.62
Deposit	07/01/2021			eChecks	(1,420.86)	74,539.76
Deposit	07/01/2021			eChecks	(591.30)	73,948.46
Deposit	07/01/2021			Lockbox	(910.94)	73,037.52
Deposit	07/02/2021			Credit Cards	(2,072.79)	70,964.73
Deposit	07/02/2021			eChecks	(850.65)	70,114.08
Deposit	07/02/2021			eChecks	(267.53)	69,846.55
Deposit	07/02/2021			Lockbox	(1,088.63)	68,757.92
Deposit	07/03/2021			eChecks	(484.46)	68,273.46
Deposit	07/04/2021			eChecks	(106.53)	68,166.93
Deposit	07/06/2021			Credit Cards	(201.76)	67,965.17
Deposit	07/06/2021			Credit Cards	(263.47)	67,701.70
Deposit	07/06/2021			Credit Cards	(109.80)	67,591.90
Deposit	07/06/2021			Uscan	(287.33)	67,304.57
Deposit	07/06/2021			eChecks	(213.06)	67,091.51
Deposit	07/06/2021			Lockbox	(939.69)	66,151.82
Deposit	07/07/2021			Credit Cards	(318.84)	65,832.98
Deposit	07/07/2021			eChecks	(622.05)	65,210.93
Deposit	07/07/2021			Lockbox	(1,201.13)	64,009.80
Deposit	07/08/2021			Uscan	(105.25)	63,904.55
Deposit	07/08/2021			Lockbox	(1,301.12)	62,603.43
Deposit	07/09/2021			Credit Cards	(267.28)	62,336.15
Deposit	07/09/2021			eChecks	(122.86)	62,213.29
Deposit	07/09/2021			Lockbox	(415.27)	61,798.02
Deposit	07/11/2021			eChecks	(382.91)	61,415.11
Deposit	07/12/2021			Credit Cards	(839.74)	60,575.37
Deposit	07/12/2021			Uscan	(1,010.94)	59,564.43
Deposit	07/12/2021			Lockbox	(763.36)	58,801.07
Deposit	07/13/2021			Credit Cards	(968.24)	57,832.83
Deposit	07/13/2021			Uscan	(784.87)	57,047.96
Deposit	07/13/2021			eChecks	(392.55)	56,655.41
Deposit	07/13/2021			Lockbox	(1,658.42)	54,996.99
Deposit	07/14/2021			Credit Cards	(683.56)	54,313.43
Deposit	07/14/2021			eChecks	(106.03)	54,207.40
Deposit	07/14/2021			Lockbox	(669.53)	53,537.87
Deposit	07/15/2021			Credit Cards	(158.54)	53,379.33
Deposit	07/15/2021			Deposit	(92.71)	53,286.62
Deposit	07/15/2021			Uscan	(499.56)	52,787.06
Deposit	07/15/2021			Lockbox	(1,302.80)	51,484.26
Deposit	07/16/2021			Credit Cards	(353.67)	51,130.59
Deposit	07/16/2021			Uscan	(150.95)	50,979.64
Deposit	07/16/2021			eChecks	(177.28)	50,802.36
Deposit	07/16/2021			eChecks	(437.68)	50,364.68
Deposit	07/16/2021			Lockbox	(2,150.90)	48,213.78
Deposit	07/17/2021			eChecks	(117.08)	48,096.70
Deposit	07/18/2021			eChecks	(193.46)	47,903.24
Deposit	07/19/2021			Credit Cards	(154.82)	47,748.42
Deposit	07/19/2021			Uscan	(381.43)	47,366.99
Deposit	07/19/2021			ACH	(29,065.07)	18,301.92
Deposit	07/19/2021			Lockbox	(2,067.00)	16,234.92
Deposit	07/20/2021			Credit Cards	(494.26)	15,740.66
Deposit	07/20/2021			Uscan	(109.55)	15,631.11
Deposit	07/20/2021			eChecks	(136.43)	15,494.68
Deposit	07/20/2021			eChecks	(482.75)	15,011.93
Deposit	07/20/2021			Lockbox	(560.63)	14,451.30
Deposit	07/21/2021			Credit Cards	(9,109.97)	5,341.33
Deposit	07/21/2021			Uscan	(195.15)	5,146.18
Deposit	07/21/2021			Lockbox	(305.15)	4,841.03
Deposit	07/22/2021			Credit Cards	(578.93)	4,262.10
Deposit	07/22/2021			Uscan	(244.16)	4,017.94
Deposit	07/22/2021			eChecks	(321.42)	3,696.52
Deposit	07/23/2021			Uscan	(419.70)	3,276.82
Deposit	07/24/2021			eChecks	(245.58)	3,031.24
Deposit	07/26/2021			Uscan	(120.16)	2,911.08
Deposit	07/26/2021			Lockbox	(181.00)	2,730.08
Deposit	07/27/2021			Credit Cards	(149.31)	2,580.77
Deposit	07/27/2021			eChecks	(164.36)	2,416.41
Deposit	07/27/2021			Lockbox	(120.16)	2,296.25
General Journal	07/31/2021	7.4		Record B&C Reports	100,279.41	102,575.66
General Journal	07/31/2021	7.5		Record Refunded/Applied Deposits	(267.67)	102,307.99
General Journal	07/31/2021	7.5		Record Refunded/Applied Deposits	192.71	102,500.70
General Journal	07/31/2021	7.6		Returned Check Added back to AR	432.77	102,933.47
Total 1120 · Service Accounts Receivable					26,972.85	102,933.47
1152 · Taxes Receivable						3,405.81
General Journal	07/31/2021	7.1		Record Tax Collections	0.05	3,405.86
General Journal	07/31/2021	7.1		Record Tax Collections	(2,372.97)	1,032.89
Total 1152 · Taxes Receivable					(2,372.92)	1,032.89
1301 · Prepaid Insurance						2,164.77
Total 1301 · Prepaid Insurance						2,164.77

See Accountants' Report.

**Reunion Ranch W.C.I.D.**

**General Ledger**

**As of July 31, 2021**

Type	Date	Num	Source Name	Memo	Amount	Balance
1325 · A/R Other						4,753.46
Deposit	07/15/2021	42861		Invoice 2447082, 2447079	(130.00)	4,623.46
Bill	07/31/2021	1134133	Inframark LLC	Maintenance - July 2021 - 205 Tiffanie - SO 2603698	50.00	4,673.46
Bill	07/31/2021	1134133	Inframark LLC	Maintenance - July 2021 - 1060 Jacksdaw - SO 2609514	50.00	4,723.46
Bill	07/31/2021	1134133	Inframark LLC	Maintenance - July 2021 - 1331 Jacksdaw - SO 2609515	50.00	4,773.46
Bill	07/31/2021	1134133	Inframark LLC	Maintenance - July 2021 - 1175 Jacksdaw - SO 2609517	50.00	4,823.46
Bill	07/31/2021	1134133	Inframark LLC	Maintenance - July 2021 - 1222 Jacksdaw - SO 2600523	35.00	4,858.46
Bill	07/31/2021	1134133	Inframark LLC	Maintenance - July 2021 - 501 Katie - SO 2601965	35.00	4,893.46
Bill	07/31/2021	1134133	Inframark LLC	Maintenance - July 2021 - 196 Delayne - SO 2609503	35.00	4,928.46
General Journal	07/31/2021	7.7		Record Admin Labor - 205 Tiffanie - SO 2633698	15.00	4,943.46
General Journal	07/31/2021	7.7		Record Admin Labor - 1060 Jacksdaw - SO 2609514	15.00	4,958.46
General Journal	07/31/2021	7.7		Record Admin Labor - 1331 Jacksdaw - SO 2609515	15.00	4,973.46
General Journal	07/31/2021	7.7		Record Admin Labor - 1175 Jacksdaw - SO 2609517	15.00	4,988.46
General Journal	07/31/2021	7.7		Record Admin Labor - 1222 Jacksdaw - SO 2600523	15.00	5,003.46
General Journal	07/31/2021	7.7		Record Admin Labor - 501 Katie - SO 2601965	15.00	5,018.46
General Journal	07/31/2021	7.7		Record Admin Labor - 196 Delayne - SO 2609503	15.00	5,033.46
<b>Total 1325 · A/R Other</b>					<b>280.00</b>	<b>5,033.46</b>
1326 · Returned Checks						(95.73)
General Journal	07/31/2021	7.2		Record Returned Item	113.06	17.33
General Journal	07/31/2021	7.2		Record Returned Item	319.71	337.04
General Journal	07/31/2021	7.6		Returned Check Added back to AR	(432.77)	(95.73)
<b>Total 1326 · Returned Checks</b>					<b>0.00</b>	<b>(95.73)</b>
1420 · Accrued Service Revenue						34,384.70
<b>Total 1420 · Accrued Service Revenue</b>						<b>34,384.70</b>
1173 · Due From Debt Service Fund						4,490.57
General Journal	07/31/2021	7.1		Record Tax Collections	2,393.60	6,884.17
<b>Total 1173 · Due From Debt Service Fund</b>					<b>2,393.60</b>	<b>6,884.17</b>
1174 · Due from Capital Projects						6,492.30
<b>Total 1174 · Due from Capital Projects</b>						<b>6,492.30</b>
2000 · Accounts Payable						(163,464.82)
Bill Pmt -Check	07/12/2021	1756		Customer Refund	91.21	(163,373.61)
Bill Pmt -Check	07/12/2021	1757		Customer Refund	113.07	(163,260.54)
Bill Pmt -Check	07/12/2021	1758		Customer Refund	46.79	(163,213.75)
Bill Pmt -Check	07/12/2021	1759		Customer Refund	31.26	(163,182.49)
Bill Pmt -Check	07/12/2021	1760		Customer Refund	192.71	(162,989.78)
Bill Pmt -Check	07/19/2021	1776	DSHS Central Lab	Lab Fees - June 2021	106.96	(162,882.82)
Bill Pmt -Check	07/19/2021	1777	Pedernales Electric Cooperative		1,201.27	(161,681.55)
Bill Pmt -Check	07/20/2021	1766	Aquatic Features Inc	Pond Maintenance - June 2021	880.00	(160,801.55)
Bill Pmt -Check	07/20/2021	1767	Bott & Douthitt, P.L.L.C.	Accounting Fees - June 2021	2,175.91	(158,625.64)
Bill Pmt -Check	07/20/2021	1768	Inframark LLC		15,446.10	(143,179.54)
Bill Pmt -Check	07/20/2021	1769	LCRA	Raw Water/Monthly Fee - June 2021	3,496.28	(139,683.26)
Bill Pmt -Check	07/20/2021	1770	Murfee Engineering Company		5,353.14	(134,330.12)
Bill Pmt -Check	07/20/2021	1771	Sommers Marketing + Public Relations	Website - June 2021	1,316.00	(133,014.12)
Bill Pmt -Check	07/20/2021	1772	West Travis County PUA	Monthly Charge/Purchased Water - June 2021	28,787.33	(104,226.79)
Bill Pmt -Check	07/20/2021	1773	Willatt & Flickinger, P.L.L.C.	Legal Fees - June 2021	7,584.86	(96,641.93)
Bill Pmt -Check	07/20/2021	1774	Zane Furr	Landscape Maintenance - June 2021	4,355.00	(92,286.93)
Bill	07/20/2021	063021	WTCPUA	Impact Fees - June 2021	(12,938.00)	(105,224.93)
Bill Pmt -Check	07/20/2021	1775	WTCPUA	Impact Fees - June 2021	12,938.00	(92,286.93)
Bill Pmt -Check	07/23/2021	1781	BOKF, NA		1,064.38	(91,222.55)
Bill Pmt -Check	07/23/2021	1780	AT&T	Telephone - July 2021	193.36	(91,029.19)
Bill Pmt -Check	07/23/2021	1780	AT&T	Internet - July 2021	84.52	(90,944.67)
Bill Pmt -Check	07/29/2021	1783	AT&T	Telephone - July 2021	(193.36)	(91,138.03)
Bill	07/31/2021	144878477...	AT&T	Internet - July 2021	(84.52)	(91,222.55)
Bill	07/31/2021	10701	Bott & Douthitt, P.L.L.C.	Accounting Fees - July 2021	(2,000.00)	(93,222.55)
Bill	07/31/2021	738-00103-...		Customer Refund	(24.37)	(93,246.92)
Bill	07/31/2021	738-00186-...		Customer Refund	(122.11)	(93,369.03)
Bill	07/31/2021	738-00213-...		Customer Refund	(54.07)	(93,423.10)
Bill	07/31/2021	12588	Jones-Bell LLC dbaEnvironmental Solutions	Rent Odor Control Unit - July 2021	(600.00)	(94,023.10)
Bill	07/31/2021	202108216	Aquatic Features Inc	Pond Maintenance - July 2021	(940.00)	(94,963.10)
Bill	07/31/2021	00540849 ...	LCRA	Raw Water/Monthly Fee - July 2021	(4,454.72)	(99,417.82)
Bill	07/31/2021	44792	Murfee Engineering Company	District Engineering - July 2021	(1,500.00)	(100,917.82)
Bill	07/31/2021	44793	Murfee Engineering Company	District Engineering - Additional Services - July 2021	(1,575.00)	(102,492.82)
Bill	07/31/2021	44794	Murfee Engineering Company	District GIS Database - July 2021	(165.00)	(102,657.82)
Bill	07/31/2021	44795	Murfee Engineering Company	Conversion for RR WCID - July 2021	(685.00)	(103,342.82)
Bill	07/31/2021	7562	Sommers Marketing + Public Relations	Website - July 2021	(1,116.00)	(104,458.82)
Bill	07/31/2021	290523-00...	West Travis County PUA	Monthly Charge/Purchased Water - July 2021	(31,539.53)	(135,998.35)
Bill	07/31/2021	073121	Willatt & Flickinger, P.L.L.C.	Legal Fees - July 2021	(6,014.40)	(142,012.75)
Bill	07/31/2021	ZF2021-RR-...	Zane Furr	Landscape Maintenance - July 2021	(3,735.00)	(145,747.75)
Bill	07/31/2021	300131343...	Pedernales Electric Cooperative	591 Katie - July 2021	(22.50)	(145,770.25)
Bill	07/31/2021	300131343...	Pedernales Electric Cooperative	374 Katie Dr - July 2021	(183.79)	(145,954.04)
Bill	07/31/2021	300131342...	Pedernales Electric Cooperative	111 Margaret Circle - July 2021	(24.55)	(145,978.59)
Bill	07/31/2021	300131342...	Pedernales Electric Cooperative	Reunion Ranch & FM 1826 - July 2021	(1,041.69)	(147,020.28)
Bill	07/31/2021	CEN.CD644...	DSHS Central Lab	Lab Fees - July 2021	(106.96)	(147,127.24)
Bill	07/31/2021	66699	Inframark LLC	Operations - July 2021	(7,740.87)	(154,868.11)
Bill	07/31/2021	1134133	Inframark LLC	Maintenance - July 2021	(53,159.98)	(208,028.09)
<b>Total 2000 · Accounts Payable</b>					<b>(44,563.27)</b>	<b>(208,028.09)</b>
2120 · Impact Fees Payable						(38,814.00)
Deposit	07/15/2021	1237		559 Delayne	(12,938.00)	(51,752.00)
Bill	07/20/2021	063021	WTCPUA	Impact Fees - June 2021	12,938.00	(38,814.00)
<b>Total 2120 · Impact Fees Payable</b>					<b>0.00</b>	<b>(38,814.00)</b>
2100 · Accrued Expenses						(17,844.25)
General Journal	07/31/2021	7.3		Accrue - WWTS - Emergency pumping - March/April 2021	(22,006.26)	(39,850.51)
<b>Total 2100 · Accrued Expenses</b>					<b>(22,006.26)</b>	<b>(39,850.51)</b>
2139 · TCEQ Liability						(2,114.79)
General Journal	07/31/2021	7.4		Record B&C Reports	0.77	(2,114.02)
General Journal	07/31/2021	7.4		Record B&C Reports	(489.65)	(2,603.67)
<b>Total 2139 · TCEQ Liability</b>					<b>(488.88)</b>	<b>(2,603.67)</b>
2161 · Customer Deposits						(70,670.00)
General Journal	07/31/2021	7.4		Record B&C Reports	(1,050.00)	(71,720.00)
General Journal	07/31/2021	7.5		Record Refunded/Applied Deposits	550.00	(71,170.00)
<b>Total 2161 · Customer Deposits</b>					<b>(500.00)</b>	<b>(71,170.00)</b>

See Accountants' Report.



**Reunion Ranch W.C.I.D.**

**General Ledger**

**As of July 31, 2021**

Type	Date	Num	Source Name	Memo	Amount	Balance
2162 · Builder Deposit						(41,000.00)
Total 2162 · Builder Deposit						(41,000.00)
2400 · Payroll Liabilities						(436.04)
Paycheck	07/20/2021	1761	Dennis Daniel		0.00	(436.04)
Paycheck	07/20/2021	1761	Dennis Daniel		0.00	(436.04)
Paycheck	07/20/2021	1761	Dennis Daniel		(9.30)	(445.34)
Paycheck	07/20/2021	1761	Dennis Daniel		(9.30)	(454.64)
Paycheck	07/20/2021	1761	Dennis Daniel		(2.17)	(456.81)
Paycheck	07/20/2021	1761	Dennis Daniel		(2.17)	(458.98)
Paycheck	07/20/2021	1762	Nathan Neese		0.00	(458.98)
Paycheck	07/20/2021	1762	Nathan Neese		0.00	(458.98)
Paycheck	07/20/2021	1762	Nathan Neese		(9.30)	(468.28)
Paycheck	07/20/2021	1762	Nathan Neese		(9.30)	(477.58)
Paycheck	07/20/2021	1762	Nathan Neese		(2.18)	(479.76)
Paycheck	07/20/2021	1762	Nathan Neese		(2.18)	(481.94)
Paycheck	07/20/2021	1763	Ronald Meyer		0.00	(481.94)
Paycheck	07/20/2021	1763	Ronald Meyer		0.00	(481.94)
Paycheck	07/20/2021	1763	Ronald Meyer		(9.30)	(491.24)
Paycheck	07/20/2021	1763	Ronald Meyer		(9.30)	(500.54)
Paycheck	07/20/2021	1763	Ronald Meyer		(2.18)	(502.72)
Paycheck	07/20/2021	1763	Ronald Meyer		(2.18)	(504.90)
Paycheck	07/20/2021	1764	Theresa Purdy		0.00	(504.90)
Paycheck	07/20/2021	1764	Theresa Purdy		0.00	(504.90)
Paycheck	07/20/2021	1764	Theresa Purdy		(9.30)	(514.20)
Paycheck	07/20/2021	1764	Theresa Purdy		(9.30)	(523.50)
Paycheck	07/20/2021	1764	Theresa Purdy		(2.17)	(525.67)
Paycheck	07/20/2021	1764	Theresa Purdy		(2.17)	(527.84)
Paycheck	07/20/2021	1765	Thomas J. Rogers		0.00	(527.84)
Paycheck	07/20/2021	1765	Thomas J. Rogers		0.00	(527.84)
Paycheck	07/20/2021	1765	Thomas J. Rogers		(9.30)	(537.14)
Paycheck	07/20/2021	1765	Thomas J. Rogers		(9.30)	(546.44)
Paycheck	07/20/2021	1765	Thomas J. Rogers		(2.17)	(548.61)
Paycheck	07/20/2021	1765	Thomas J. Rogers		(2.17)	(550.78)
Paycheck	07/23/2021	1778	Ronald Meyer		0.00	(550.78)
Paycheck	07/23/2021	1778	Ronald Meyer		0.00	(550.78)
Paycheck	07/23/2021	1778	Ronald Meyer		(9.30)	(560.08)
Paycheck	07/23/2021	1778	Ronald Meyer		(9.30)	(569.38)
Paycheck	07/23/2021	1778	Ronald Meyer		(2.17)	(571.55)
Paycheck	07/23/2021	1778	Ronald Meyer		(2.17)	(573.72)
Paycheck	07/23/2021	1779	Theresa Purdy		0.00	(573.72)
Paycheck	07/23/2021	1779	Theresa Purdy		0.00	(573.72)
Paycheck	07/23/2021	1779	Theresa Purdy		(9.30)	(583.02)
Paycheck	07/23/2021	1779	Theresa Purdy		(9.30)	(592.32)
Paycheck	07/23/2021	1779	Theresa Purdy		(2.18)	(594.50)
Paycheck	07/23/2021	1779	Theresa Purdy		(2.18)	(596.68)
Liability Check	07/27/2021	1782	U S Treasury	77-0673282	0.00	(596.68)
Liability Check	07/27/2021	1782	U S Treasury	77-0673282	41.32	(555.36)
Liability Check	07/27/2021	1782	U S Treasury	77-0673282	41.32	(514.04)
Liability Check	07/27/2021	1782	U S Treasury	77-0673282	176.70	(337.34)
Liability Check	07/27/2021	1782	U S Treasury	77-0673282	176.70	(160.64)
Total 2400 · Payroll Liabilities					275.40	(160.64)
2704 · Deferred Revenue - Property Tax						(3,405.81)
General Journal	07/31/2021	7.1		Record Tax Collections	(0.05)	(3,405.86)
General Journal	07/31/2021	7.1		Record Tax Collections	2,372.97	(1,032.89)
Total 2704 · Deferred Revenue - Property Tax					2,372.92	(1,032.89)
3200 · Retained Earnings						(960,571.14)
Total 3200 · Retained Earnings						(960,571.14)
Property Taxes including P&I						(344,192.97)
4300 · Property Tax Revenue						(343,373.86)
General Journal	07/31/2021	7.1		Record Tax Collections	(2,372.97)	(345,746.83)
Total 4300 · Property Tax Revenue					(2,372.97)	(345,746.83)
4350 · Penalties & Interest - Tax						(819.11)
General Journal	07/31/2021	7.1		Record Tax Collections	(20.63)	(839.74)
Total 4350 · Penalties & Interest - Tax					(20.63)	(839.74)
Total Property Taxes including P&I					(2,393.60)	(346,586.57)
Service Revenue						(671,710.72)
4100 · Water Revenue						(429,037.99)
Bill	07/31/2021	738-00103-...		Customer Refund	24.37	(429,013.62)
Bill	07/31/2021	738-00186-...		Customer Refund	122.11	(428,891.51)
Bill	07/31/2021	738-00213-...		Customer Refund	54.07	(428,837.44)
General Journal	07/31/2021	7.4		Record B&C Reports	(40.00)	(428,877.44)
General Journal	07/31/2021	7.4		Record B&C Reports	(67,880.82)	(496,758.26)
General Journal	07/31/2021	7.4		Record B&C Reports	(210.00)	(496,968.26)
General Journal	07/31/2021	7.5		Record Refunded/Applied Deposits	(550.00)	(497,518.26)
General Journal	07/31/2021	7.5		Record Refunded/Applied Deposits	267.67	(497,250.59)
General Journal	07/31/2021	7.5		Record Refunded/Applied Deposits	(192.71)	(497,443.30)
Total 4100 · Water Revenue					(68,405.31)	(497,443.30)
4200 · Wastewater Revenues						(238,564.34)
General Journal	07/31/2021	7.4		Record B&C Reports	23.92	(238,540.42)
General Journal	07/31/2021	7.4		Record B&C Reports	(30,006.08)	(268,546.50)
Total 4200 · Wastewater Revenues					(29,982.16)	(268,546.50)
4225 · Service Revenue Penalties						(4,108.39)
General Journal	07/31/2021	7.4		Record B&C Reports	15.31	(4,093.08)
General Journal	07/31/2021	7.4		Record B&C Reports	(50.00)	(4,143.08)
General Journal	07/31/2021	7.4		Record B&C Reports	(592.86)	(4,735.94)
Total 4225 · Service Revenue Penalties					(627.55)	(4,735.94)
Total Service Revenue					(99,015.02)	(770,725.74)

See Accountants' Report.

**Reunion Ranch W.C.I.D.**

**General Ledger**

**As of July 31, 2021**

Type	Date	Num	Source Name	Memo	Amount	Balance
4450 · Tap Fees Deposit	07/15/2021	1237		559 Delayne	(1,000.00)	(27,000.00)
Total 4450 · Tap Fees					(1,000.00)	(28,000.00)
4460 · Inspection Fee Income Deposit	07/15/2021	1237		559 Delayne	(800.00)	(21,600.00)
Total 4460 · Inspection Fee Income					(800.00)	(22,400.00)
4500 · Interest Income Deposit	07/31/2021			Interest	(14.11)	(363.78)
Total 4500 · Interest Income					(14.11)	(377.89)
4560 · Miscellaneous Income General Journal	07/31/2021	7.7		Record Admin Labor - 205 Tiffanie - SO 2633698	(15.00)	(5,890.13)
General Journal	07/31/2021	7.7		Record Admin Labor - 1060 Jacksdaw - SO 2609514	(15.00)	(5,905.13)
General Journal	07/31/2021	7.7		Record Admin Labor - 1331 Jacksdaw - SO 2609515	(15.00)	(5,920.13)
General Journal	07/31/2021	7.7		Record Admin Labor - 1175 Jacksdaw - SO 2609517	(15.00)	(5,935.13)
General Journal	07/31/2021	7.7		Record Admin Labor - 1222 Jacksdaw - SO 2600523	(15.00)	(5,950.13)
General Journal	07/31/2021	7.7		Record Admin Labor - 501 Katie - SO 2601965	(15.00)	(5,965.13)
General Journal	07/31/2021	7.7		Record Admin Labor - 196 Delayne - SO 2609503	(15.00)	(5,980.13)
Total 4560 · Miscellaneous Income					(105.00)	(5,995.13)
Operating Expenditures						952,702.13
6150 · LCRA Reservation Fee Bill	07/31/2021	00540849 ...	LCRA	Raw Water/Monthly Fee - July 2021	2,114.58	19,031.22
Total 6150 · LCRA Reservation Fee					2,114.58	21,145.80
6155 · WTPUA Monthly Charge Bill	07/31/2021	290523-00...	West Travis County PUA	Monthly Charge/Purchased Water - July 2021	11,536.58	103,829.22
Total 6155 · WTPUA Monthly Charge					11,536.58	115,365.80
6205 · Purchased Water Bill	07/31/2021	00540849 ...	LCRA	Raw Water/Monthly Fee - July 2021	2,340.14	132,959.02
Bill	07/31/2021	290523-00...	West Travis County PUA	Monthly Charge/Purchased Water - July 2021	20,002.95	135,299.16
Total 6205 · Purchased Water					22,343.09	155,302.11
6120 · Operations Expense Bill	07/31/2021	66699	Inframark LLC	Operations - July 2021	7,740.87	69,829.57
Bill	07/31/2021	1134133	Inframark LLC	Maintenance - July 2021	373.97	77,570.44
Bill	07/31/2021	1134133	Inframark LLC	Maintenance - July 2021	183.15	77,944.41
Total 6120 · Operations Expense					8,297.99	78,127.56
6122 · Repairs & Maint. - Water Bill	07/31/2021	1134133	Inframark LLC	Maintenance - July 2021	390.21	30,841.63
Total 6122 · Repairs & Maint. - Water					390.21	31,231.84
6200 · Repairs & Maint - Sewer Bill	07/31/2021	12588	Jones-Bell LLC dbaEnvironmental Solutions	Rent Odor Control Unit - July 2021	600.00	257,103.29
Bill	07/31/2021	1134133	Inframark LLC	Maintenance - July 2021	582.65	257,703.29
Bill	07/31/2021	1134133	Inframark LLC	Maintenance - July 2021	3,073.57	258,285.94
Total 6200 · Repairs & Maint - Sewer					4,256.22	261,359.51
6223 · Repairs & Maint - Irrigation Bill	07/31/2021	1134133	Inframark LLC	Maintenance - July 2021	529.00	22,912.28
Total 6223 · Repairs & Maint - Irrigation					529.00	23,441.28
6220 · Inspections Bill	07/31/2021	1134133	Inframark LLC	Maintenance - July 2021	300.00	24,303.61
Bill	07/31/2021	1134133	Inframark LLC	Maintenance - July 2021	75.00	24,603.61
Bill	07/31/2021	1134133	Inframark LLC	Maintenance - July 2021	300.00	24,678.61
Bill	07/31/2021	1134133	Inframark LLC	Maintenance - July 2021	633.19	24,978.61
Bill	07/31/2021	1134133	Inframark LLC	Maintenance - July 2021	150.00	25,611.80
Bill	07/31/2021	1134133	Inframark LLC	Maintenance - July 2021	175.00	25,761.80
Bill	07/31/2021	1134133	Inframark LLC	Maintenance - July 2021	896.17	25,936.80
Total 6220 · Inspections					2,529.36	26,832.97
6230 · Utilities Bill	07/31/2021	512-288-56...	AT&T	Telephone - July 2021	193.36	12,672.09
Bill	07/31/2021	144878477...	AT&T	Internet - July 2021	84.52	12,865.45
Bill	07/31/2021	300131343...	Pedernales Electric Cooperative	591 Katie - July 2021	22.50	12,949.97
Bill	07/31/2021	300131343...	Pedernales Electric Cooperative	374 Katie Dr - July 2021	183.79	12,972.47
Bill	07/31/2021	300131342...	Pedernales Electric Cooperative	111 Margaret Circle - July 2021	24.55	13,156.26
Bill	07/31/2021	300131342...	Pedernales Electric Cooperative	Reunion Ranch & FM 1826 - July 2021	1,041.69	13,180.81
Total 6230 · Utilities					1,550.41	14,222.50
6216 · Landscape Maintenance Bill	07/31/2021	ZF2021-RR-...	Zane Furr	Landscape Maintenance - July 2021	3,735.00	43,173.00
Total 6216 · Landscape Maintenance					3,735.00	46,908.00
6650 · Pond Maintenance Bill	07/31/2021	202108216	Aquatic Features Inc	Pond Maintenance - July 2021	940.00	9,281.33
Total 6650 · Pond Maintenance					940.00	10,221.33
6130 · Chemicals						21,333.02
Total 6130 · Chemicals						21,333.02
6210 · Lab Fees Bill	07/31/2021	CEN.CD644...	DSHS Central Lab	Lab Fees - July 2021	106.96	13,365.80
Bill	07/31/2021	1134133	Inframark LLC	Maintenance - July 2021	1,445.63	13,472.76
Total 6210 · Lab Fees					1,552.59	14,918.39

See Accountants' Report.

**Reunion Ranch W.C.I.D.**

**General Ledger**

**As of July 31, 2021**

Type	Date	Num	Source Name	Memo	Amount	Balance
6217 · Sludge Hauling						190,739.00
Bill	07/31/2021	1134133	Inframark LLC	Maintenance - July 2021 - WWTS - June 2021	43,747.44	234,486.44
General Journal	07/31/2021	7.3		Accrue - WWTS - Emergency pumping - March/April 2021	22,006.26	256,492.70
Total 6217 · Sludge Hauling					65,753.70	256,492.70
6140 · Permit Fee						1,328.05
Total 6140 · Permit Fee						1,328.05
Total Operating Expenditures					125,528.73	1,078,230.86
Administrative Services						39,463.54
Directors Fees, including Taxes						9,204.10
6315 · Director Fees						8,550.00
Paycheck	07/20/2021	1761	Dennis Daniel		150.00	8,700.00
Paycheck	07/20/2021	1762	Nathan Neese		150.00	8,850.00
Paycheck	07/20/2021	1763	Ronald Meyer		150.00	9,000.00
Paycheck	07/20/2021	1764	Theresa Purdy		150.00	9,150.00
Paycheck	07/20/2021	1765	Thomas J. Rogers		150.00	9,300.00
Paycheck	07/23/2021	1778	Ronald Meyer		150.00	9,450.00
Paycheck	07/23/2021	1779	Theresa Purdy		150.00	9,600.00
Total 6315 · Director Fees					1,050.00	9,600.00
6600 · Payroll Taxes						654.10
Paycheck	07/20/2021	1761	Dennis Daniel		9.30	663.40
Paycheck	07/20/2021	1761	Dennis Daniel		2.17	665.57
Paycheck	07/20/2021	1762	Nathan Neese		9.30	674.87
Paycheck	07/20/2021	1762	Nathan Neese		2.18	677.05
Paycheck	07/20/2021	1763	Ronald Meyer		9.30	686.35
Paycheck	07/20/2021	1763	Ronald Meyer		2.18	688.53
Paycheck	07/20/2021	1764	Theresa Purdy		9.30	697.83
Paycheck	07/20/2021	1764	Theresa Purdy		2.17	700.00
Paycheck	07/20/2021	1765	Thomas J. Rogers		9.30	709.30
Paycheck	07/20/2021	1765	Thomas J. Rogers		2.17	711.47
Paycheck	07/23/2021	1778	Ronald Meyer		9.30	720.77
Paycheck	07/23/2021	1778	Ronald Meyer		2.17	722.94
Paycheck	07/23/2021	1779	Theresa Purdy		9.30	732.24
Paycheck	07/23/2021	1779	Theresa Purdy		2.18	734.42
Total 6600 · Payroll Taxes					80.32	734.42
Total Directors Fees, including Taxes					1,130.32	10,334.42
6215 · Director Reimbursement						0.00
Paycheck	07/20/2021	1761	Dennis Daniel		0.00	0.00
Paycheck	07/20/2021	1762	Nathan Neese		0.00	0.00
Paycheck	07/20/2021	1763	Ronald Meyer		0.00	0.00
Paycheck	07/20/2021	1764	Theresa Purdy		0.00	0.00
Paycheck	07/20/2021	1765	Thomas J. Rogers		0.00	0.00
Paycheck	07/23/2021	1778	Ronald Meyer		0.00	0.00
Paycheck	07/23/2021	1779	Theresa Purdy		0.00	0.00
Total 6215 · Director Reimbursement					0.00	0.00
6300 · Bank Charges						1,546.86
General Journal	07/31/2021	7.2		Record Returned Item	1.00	1,547.86
General Journal	07/31/2021	7.2		Record Returned Item	1.00	1,548.86
Deposit	07/31/2021			Interest	(6.12)	1,542.74
Check	07/31/2021			Service Charge	193.00	1,735.74
Deposit	07/31/2021			Interest	(25.64)	1,710.10
Total 6300 · Bank Charges					163.24	1,710.10
6350 · Insurance						14,903.08
Total 6350 · Insurance						14,903.08
6400 · Tax Appraisal/Collector Fees						1,747.59
Total 6400 · Tax Appraisal/Collector Fees						1,747.59
6415 · Public Notice						738.00
Total 6415 · Public Notice						738.00
6700 · Miscellaneous Expenses						11,323.91
Bill	07/31/2021	7562	Sommers Marketing + Public Relations	Website - July 2021	1,116.00	12,439.91
Total 6700 · Miscellaneous Expenses					1,116.00	12,439.91
Total Administrative Services					2,409.56	41,873.10
Professional Fees						147,859.04
6320 · Legal Fees - General						71,246.58
Bill	07/31/2021	073121	Willatt & Flickinger, P.L.L.C.	Legal Fees - July 2021	6,014.40	77,260.98
Total 6320 · Legal Fees - General					6,014.40	77,260.98
6333 · Accounting Fees						18,750.00
Bill	07/31/2021	10701	Bott & Douthitt, P.L.L.C.	Accounting Fees - July 2021	2,000.00	20,750.00
Total 6333 · Accounting Fees					2,000.00	20,750.00
6340 · Engineering Fees - General						35,834.62
Bill	07/31/2021	44792	Murfee Engineering Company	District Engineering - July 2021	1,500.00	37,334.62
Bill	07/31/2021	44793	Murfee Engineering Company	District Engineering - Additional Services - July 2021	1,575.00	38,909.62
Total 6340 · Engineering Fees - General					3,075.00	38,909.62
6342 · Engineering Fees - Misc.						10,027.84
Bill	07/31/2021	44794	Murfee Engineering Company	District GIS Database - July 2021	165.00	10,192.84
Bill	07/31/2021	44795	Murfee Engineering Company	Conversion for RR WCID - July 2021	685.00	10,877.84
Total 6342 · Engineering Fees - Misc.					850.00	10,877.84
6345 · Audit Fees						12,000.00
Total 6345 · Audit Fees						12,000.00
Total Professional Fees					11,939.40	159,798.44
TOTAL					0.00	0.00

See Accountants' Report.

Reunion Ranch W.C.I.D.  
Lot Schedule

Sec	Address	Lot	Bk	Builder	Date	Builder Pmt	Ch #	Dep Date	Water Impact Fee \$5,180 / \$12,938	Impact Fee	Payment to PUA	Meter Size	Water Tap		WW Tap		Water Tap		WW Tap		CnsCom Insp.	Grinder Insp.	Irrigation		Backflow Inspection	Security Deposit	Total																										
													Fee	\$500	Fee	\$75	Fee	\$500	Fee	\$75			Insp.	\$50				Insp.	\$75																								
1	118 Fined Cove	1	A	TM	7/3/15	37782		7/20/15	5,180	08/18/15	5,180	3/4"	500	500	75	75	250	350	300	350	350	300	300	50	50	50	50	7,230																									
1	136 Fined Cove	1	A	TM	6/19/15	37672		6/30/15	5,180	07/21/15	5,180	3/4"	500	500	75	75	250	350	300	350	350	150					7,080																										
3	150 Fined Cove	3	A	TM	1/15/16	39530		1/26/16	5,180	02/16/16	5,180	3/4"	500	500	75	75	250	350	300	350	350						6,930																										
4	151 Fined Cove	4	A	TM	2/27/17	42765		2/27/17	12,938	03/21/17	12,938	3/4"	500	500	75	75	250	350	300	350	350						15,038																										
5	137 Fined Cove	5	A	TM	1/18/13	33820			5,180	04/16/13	5,180	5/8"	500	500	75	75	250	350	300	350	350						6,930																										
1	119 Fined Cove	1	A	TM	1/18/13	33817			5,180	04/16/13	5,180	3/4"	500	500	75	75	250	350	300	350	350						6,930																										
1	Common Area	7	A	TM	1/18/13	33815			41,440	04/16/13	41,440	2'															41,440																										
1	123 Denise Cove	1	B	TM	1/9/15	36439			5,180	02/17/15	5,180	3/4"	500	500	75	75	250	350	300	350	350						6,930																										
3	139 Denise Cove	3	B	TM	5/22/15	37456			5,180	07/21/15	5,180	3/4"	500	500	75	75	250	350	300	350	350	150					7,080																										
4	161 Denise Cove	4	B	TM	4/27/15	37637			5,180	05/19/15	5,180	3/4"	500	500	75	75	250	350	300	350	350	150					7,080																										
5	169 Denise Cove	5	B	TM	6/16/15	37637			5,180	04/16/13	5,180	5/8"	500	500	75	75	250	350	300	350	350						6,930																										
6	162 Denise Cove	6	B	TM	3/18/13	32159		3/28/13	5,180	10/20/15	5,180	5/8"	500	500	75	75	250	350	300	350	300						7,230																										
7	158 Denise Cove	7	B	TM	5/18/15	37333		6/30/15	5,180	07/21/15	5,180	3/4"	500	500	75	75	250	350	300	350	350						6,930																										
1	140 Denise Cove	8	B	TM	7/31/15	37993		8/14/15	5,180	10/20/15	5,180	3/4"	500	500	75	75	250	350	300	350	350	150					7,080																										
1	122 Denise Cove	1	B	TM	2/20/15	36766		3/19/15	5,180	04/24/15	5,180	3/4"	500	500	75	75	250	350	300	350	350	150					7,080																										
1	Common Area	10	B	TM																																																	
1	749 Jackdaw Drive	110	E	TM	6/23/17	43573		6/23/17	12,938	07/18/17	12,938	3/4"	500	500	75	75	250	350	300	350	350	50					14,738																										
1	761 Jackdaw Drive	111	E	TM	6/23/17	43575		6/23/17	12,938	07/18/17	12,938	3/4"	500	500	75	75	250	350	300	350	350	50					14,738																										
1	771 Jackdaw Drive	112	E	TM	6/23/17	43577		6/23/17	12,938	07/18/17	12,938	3/4"	500	500	75	75	250	350	300	350	350	50					14,738																										
1	855 Jackdaw Drive	113	E	TM	8/13/18	47886		8/13/18	12,938	09/18/18	12,938	3/4"	500	500	75	75	250	350	300	350	350	50					14,738																										
1	865 Jackdaw Drive	114	E	TM	3/23/18	46551		3/23/18	12,938	04/17/18	12,938	3/4"	500	500	75	75	250	350	300	350	350	50					14,738																										
1	867 Jackdaw Drive	115	E	TM	5/17/18	46726		5/17/18	12,938	06/19/18	12,938	3/4"	500	500	75	75	250	350	300	350	350	50					14,738																										
1	879 Jackdaw Drive	116	E	TM	5/17/18	46727		5/17/18	12,938	06/19/18	12,938	3/4"	500	500	75	75	250	350	300	350	350	50					14,738																										
1	718 Jackdaw Drive	34	G	TM	6/7/17	43458		6/7/17	12,938	07/18/17	12,938	3/4"	500	500	75	75	250	350	300	350	350	50					14,738																										
1	728 Jackdaw Drive	35	G	TM	12/7/17	44617		12/7/17	12,938	01/16/18	12,938	3/4"	500	500	75	75	250	350	300	350	350	50					14,738																										
1	740 Jackdaw Drive	36	G	TM																																																	
1	752 Jackdaw Drive	37	G	TM	6/23/17	43574		6/23/17	12,938	07/18/17	12,938	3/4"	500	500	75	75	250	350	300	350	350	50					14,738																										
1	762 Jackdaw Drive	38	G	TM	6/23/17	43576		6/23/17	12,938	07/18/17	12,938	3/4"	500	500	75	75	250	350	300	350	350	50					14,738																										
1	776 Jackdaw Drive	39	G	TM	10/18/17	44485		10/18/17	12,938	12/19/17	12,938	3/4"	500	500	75	75	250	350	300	350	350	50					14,738																										
4	794 Jackdaw Drive	40	G	TM	7/14/17	43899		7/14/17	12,938	08/23/17	12,938	3/4"	500	500	75	75	250	350	300	350	350	50					14,738																										
1	814 Jackdaw Drive	41	G	TM	8/23/17	44034		8/23/17	12,938	10/18/17	12,938	3/4"	500	500	75	75	250	350	300	350	350	50					14,738																										
1	836 Jackdaw Drive	42	G	TM	12/7/17	44618		12/7/17	12,938	01/16/18	12,938	3/4"	500	500	75	75	250	350	300	350	350	50					14,738																										
1	856 Jackdaw Drive	43	G	TM	12/7/17	44619		12/7/17	12,938	01/16/18	12,938	3/4"	500	500	75	75	250	350	300	350	350	50					14,738																										
1	870 Jackdaw Drive	44	G	TM	7/14/17	43820		7/14/17	12,938	08/23/17	12,938	3/4"	500	500	75	75	250	350	300	350	350	50					14,738																										
1	882 Jackdaw Drive	45	G	TM	8/23/17	44152		8/23/17	12,938	10/18/17	12,938	3/4"	500	500	75	75	250	350	300	350	350	50					14,738																										
1	2971 Reunion Blvd	46	G	TM	12/7/17	44723		12/7/17	12,938	01/16/18	12,938	3/4"	500	500	75	75	250	350	300	350	350	50					14,738																										
1	2959 Reunion Blvd	47	G	TM	12/7/17	44723		12/7/17	12,938	01/16/18	12,938	3/4"	500	500	75	75	250	350	300	350	350	50					14,738																										
1	2937 Reunion Blvd	48	G	TM	10/6/18	48055		10/6/18	12,938	12/14/17	12,938	3/4"	500	500	75	75	250	350	300	350	350	50					14,738																										
1	2937 Reunion Blvd	49	G	TM	1/5/18	47440		9/3/18	12,938	02/20/18	12,938	3/4"	500	500	75	75	250	350	300	350	350	50					14,738																										
1	2925 Reunion Blvd	50	G	TM	3/23/18	46144		3/23/18	12,938	04/17/18	12,938	3/4"	500	500	75	75	250	350	300	350	350	50					14,738																										
1	2913 Reunion Blvd	51	G	TM	1/26/18	46143		3/23/18	12,938	04/17/18	12,938	3/4"	500	500	75	75	250	350	300	350	350	50					14,738																										
1	2885 Reunion Blvd	52	G	TM	3/23/18	46143		3/23/18	12,938	04/17/18	12,938	3/4"	500	500	75	75	250	350	300	350	350	50					14,738																										
1	2884 Reunion Blvd	10	H	TM	8/13/18	46142		3/23/18	12,938	09/18/18	12,938	3/4"	500	500	75	75	250	350	300	350	350	50					14,738																										
1	2902 Reunion Blvd	11	H	TM	8/13/18	47490		8/13/18	12,938	09/18/18	12,938	3/4"	500	500	75	75	250	350	300	350	350	50					14,738																										
1	2922 Reunion Blvd	12	H	TM	12/7/17	44883		12/7/17	12,938	02/20/18	12,938	3/4"	500	500	75	75	250	350	300	350	350	50					14,738																										
1	2938 Reunion Blvd	13	H	TM	8/23/17	44151		8/23/17	12,938	10/18/17	12,938	3/4"	500	500	75	75	250	350	300	350	350	50					14,738																										
1	2938 Reunion Blvd	12	H	TM	8/23/17	44151		8/23/17	12,938	10/18/17	12,938	3/4"	500	500	75	75	250	350	300	350	350	50					14,738																										
1	2950 Reunion Blvd	14	H	TM	3/2/18	45888		3/2/18	12,938	04/17/18	12,938	3/4"	500	500	75	75	250	350	300	350	350	50					14,738																										
1	2960 Reunion Blvd	15	H	TM	3/2/18	45889		3/2/18	12,938	04/17/18	12,938	3/4"	500	500	75	75	250	350	300	350	350	50					14,738																										
1	2972 Reunion Blvd	16	H	TM	3/2/18	45899		3/2/18	12,938	04/17/18	12,938	3/4"	500	500	75	75	250	350	300	350	350	50					14,738																										
1	2982 Reunion Blvd	17	H	TM	1/26/18				12,938	02/20/18	12,938	3/4"	500	500	75	75	250	350	300	350	350	50					14,738																										
1	2992 Reunion Blvd	18	H	TM	5/17/18				12,938	06/19/18	12,938	3/4"	500	500	75	75	250	350	300	350	350	50					14,738																										
1	3002 Reunion Blvd	19	H	TM	7/24/17	43897		7/24/17	12,938	08/23/17	12,938	3/4"	500	500	75	75	250	350	300	350	350	50					14,738																										
Subtotal Section 1																																			\$ 587,486		\$ 587,486		\$ 21,000	\$ 25,000	\$ 3,750	\$ 3,750	\$ 12,500	\$ 17,500	\$ 1,850	\$ 1,850	\$ -	\$ -	\$ -	\$ -	\$ -	\$ -	\$ 678,486
2	182 Emma Loop	1	A	TM	1/18/13	31825			5,180	04/16/13	5,180	5/8"	500	500</																																							

Reunion Ranch W.C.I.D.  
Lot Schedule

Sec	Address	Lot	Bk	Builder	Date	Builder Pmt	Ch#	Dep Date	Water Impact Fee \$5,180/ \$12,938	Impact Fee Payment to P.U.A.	Meter Size	Water Tap Fee \$500	WW Tap Fee \$500	Water Tap Insp. \$75	WW Tap Insp. \$75	CmsCom Insp. \$350	Grinder Insp. \$150	Irrigation Insp. \$50	Backflow Inspection \$75	Security Deposit \$150	Total	
																						5180
2	558 Emma Loop	26	A	TM	3/14/14	34889		3/20/14	5180	03/16/14	5180	3/4"	500	500	75	75	250	350				6930
2	572 Emma Loop	27	A	TM	2/14/14	34022		2/19/14	5180	03/16/14	5180	3/4"	500	500	75	75	250	350				6930
2	586 Emma Loop	28	A	TM	3/14/14	34390		3/20/14	5180	03/16/14	5180	3/4"	500	500	75	75	250	350				6930
2	602 Emma Loop	29	A	TM	2/14/14	34303		2/19/14	5180	03/16/14	5180	3/4"	500	500	75	75	250	350				6930
2	618 Emma Loop	30	A	TM	7/11/14	35302		7/21/14	5180	08/19/14	5180	3/4"	500	500	75	75	250	350				6930
2	632 Emma Loop	31	A	TM	2/21/14	34365		2/25/14	5180	03/16/14	5180	3/4"	500	500	75	75	250	350				6930
2	648 Emma Loop	32	A	TM	10/18/13	33529		10/23/13	5180	11/19/13	5180	3/4"	500	500	75	75	250	350				6930
2	664 Emma Loop	33	A	TM	5/23/14	34931		5/28/14	5180	06/17/14	5180	3/4"	500	500	75	75	250	350				6930
2	684 Emma Loop	34	A	TM	5/16/14	34487		5/22/14	5180	06/17/14	5180	3/4"	500	500	75	75	250	350				6930
2	706 Emma Loop	35	A	TM	3/28/14	34513		4/1/14	5180	05/20/14	5180	3/4"	500	500	75	75	250	350				6930
2	Common Area	36	A	TM	1/18/13	31821			5180	04/16/13	5180	5/8"	500	500	75	75	250	350				6930
2	143 Emma Loop	1	C	TM	4/19/13	32443		5/10/13	5180	06/18/13	5180	3/4"	500	500	75	75	250	350				6930
2	167 Emma Loop	2	C	TM	12/16/13	33776		12/16/13	5180	01/21/14	5180	3/4"	500	500	75	75	250	350				6930
2	191 Emma Loop	3	C	TM	2/14/14	34398		2/19/14	5180	03/16/14	5180	3/4"	500	500	75	75	250	350				6930
2	209 Emma Loop	4	C	TM	8/16/13	33149		8/21/13	5180	09/17/13	5180	3/4"	500	500	75	75	250	350				6930
2	221 Emma Loop	5	C	TM	4/9/13	32339		4/9/13	5180	05/21/13	5180	5/8"	500	500	75	75	250	350				6930
2	235 Emma Loop	6	C	TM	9/20/13	33349		9/30/13	5180	10/23/13	5180	3/4"	500	500	75	75	250	350				6930
2	247 Emma Loop	7	C	TM	9/27/13	33406		10/3/13	5180	11/19/13	5180	3/4"	500	500	75	75	250	350				6930
2	261 Emma Loop	8	C	TM	4/12/13	32394		4/8/13	5180	05/21/13	5180	5/8"	500	500	75	75	250	350				6930
2	287 Emma Loop	9	C	TM	4/12/13	32395		4/8/13	5180	05/21/13	5180	5/8"	500	500	75	75	250	350				6930
2	291 Emma Loop	10	C	TM	4/12/13	32395		4/8/13	5180	05/21/13	5180	5/8"	500	500	75	75	250	350				6930
2	301 Emma Loop	11	C	TM	4/12/13	32395		4/8/13	5180	05/21/13	5180	5/8"	500	500	75	75	250	350				6930
2	313 Emma Loop	12	C	TM	3/15/13	32023		3/20/13	5180	04/16/13	5180	3/4"	500	500	75	75	250	350				6930
2	331 Emma Loop	13	C	TM	1/24/14	34081		1/31/14	5180	02/19/14	5180	3/4"	500	500	75	75	250	350				6930
2	353 Emma Loop	14	C	TM	9/27/13	33407		10/3/13	5180	11/19/13	5180	3/4"	500	500	75	75	250	350				6930
2	369 Emma Loop	15	C	TM	1/24/14	34082		1/31/14	5180	02/19/14	5180	3/4"	500	500	75	75	250	350				6930
2	388 Emma Loop	16	C	TM	6/21/13	32804		7/15/13	5180	08/20/13	5180	3/4"	500	500	75	75	250	350				6930
2	397 Emma Loop	17	C	TM	9/27/13	33408		10/3/13	5180	11/19/13	5180	3/4"	500	500	75	75	250	350				6930
2	409 Emma Loop	18	C	TM	2/8/13	31995		2/28/13	5180	04/16/13	5180	5/8"	500	500	75	75	250	350				6930
2	427 Emma Loop	19	C	TM	1/18/13	31819		1/18/13	5180	04/16/13	5180	5/8"	500	500	75	75	250	350				6930
2	127 Margaret Circle	17	C	TM	4/12/13	32374		5/10/13	5180	06/18/13	5180	3/4"	500	500	75	75	250	350				6930
2	143 Margaret Circle	20	C	TM	1/18/13	31822		1/18/13	5180	04/16/13	5180	5/8"	500	500	75	75	250	350				6930
2	167 Margaret Circle	21	C	TM	6/21/13	32802		7/15/13	5180	08/20/13	5180	3/4"	500	500	75	75	250	350				6930
2	203 Margaret Circle	22	C	TM	11/15/13	33666		12/7/13	5180	01/21/14	5180	3/4"	500	500	75	75	250	350				6930
2	239 Margaret Circle	23	C	TM	9/9/13	33104		8/12/13	5180	09/17/13	5180	3/4"	500	500	75	75	250	350				6930
2	269 Margaret Circle	24	C	TM	1/24/14	34080		1/31/14	5180	02/19/14	5180	3/4"	500	500	75	75	250	350				6930
2	279 Margaret Circle	25	C	TM	2/28/13	32121		2/28/13	5180	04/16/13	5180	5/8"	500	500	75	75	250	350				6930
2	282 Margaret Circle	26	C	TM	1/18/13	31819		1/18/13	5180	04/16/13	5180	5/8"	500	500	75	75	250	350				6930
2	288 Margaret Circle	27	C	TM	4/12/13	32374		5/10/13	5180	06/18/13	5180	3/4"	500	500	75	75	250	350				6930
2	252 Margaret Circle	28	C	TM	6/21/13	32802		7/15/13	5180	08/20/13	5180	3/4"	500	500	75	75	250	350				6930
2	238 Margaret Circle	29	C	TM	6/21/13	32801		7/15/13	5180	08/20/13	5180	3/4"	500	500	75	75	250	350				6930
2	224 Margaret Circle	30	C	TM	4/12/13	32120		4/8/13	5180	04/16/13	5180	5/8"	500	500	75	75	250	350				6930
2	210 Margaret Circle	31	C	TM	2/28/13	32120		2/28/13	5180	04/16/13	5180	5/8"	500	500	75	75	250	350				6930
2	322 Margaret Circle	32	C	TM	3/22/13	32411		3/22/13	5180	04/16/13	5180	5/8"	500	500	75	75	250	350				6930
2	194 Margaret Circle	33	C	TM	1/18/13	31824		1/18/13	5180	04/16/13	5180	5/8"	500	500	75	75	250	350				6930
2	162 Margaret Circle	34	C	TM	3/22/13	32440		3/22/13	5180	04/16/13	5180	5/8"	500	500	75	75	250	350				6930
2	144 Margaret Circle	35	C	TM	1/18/13	31823		1/18/13	5180	04/16/13	5180	5/8"	500	500	75	75	250	350				6930
2	126 Margaret Circle	36	C	TM	1/18/13	31818		1/18/13	5180	04/16/13	5180	5/8"	500	500	75	75	250	350				6930
2	565 Emma Loop	37	C	TM	2/21/14	34364		2/25/14	5180	03/18/14	5180	3/4"	500	500	75	75	250	350				6930
2	593 Emma Loop	38	C	TM	5/23/14	34930		5/28/14	5180	06/17/15	5180	3/4"	500	500	75	75	250	350				6930
2	619 Emma Loop	39	C	TM	1/9/15	36462		1/9/15	5180	02/17/15	5180	3/4"	500	500	75	75	250	350				6930
2	647 Emma Loop	40	C	TM	5/8/15	37334		6/30/15	5180	07/15/14	5180	3/4"	500	500	75	75	250	350				6930
2	667 Emma Loop	41	C	TM	6/13/14	35076		6/17/14	5180	07/15/14	5180	3/4"	500	500	75	75	250	350				6930
2	683 Emma Loop	42	C	TM	1/9/15	36443		1/9/15	5180	02/17/15	5180	3/4"	500	500	75	75	250	350				6930
2	699 Emma Loop	43	C	TM	6/13/14	35077		6/17/14	5180	07/15/14	5180	3/4"	500	500	75	75	250	350				6930
2	715 Emma Loop	44	C	TM	4/11/14	34632		4/14/14	5180	05/20/14	5180	3/4"	500	500	75	75	250	350				6930
2	Common Area	45	C	TM	5/16/14	34885		5/22/14	5180	06/17/14	5180	3/4"	500	500	75	75	250	350				6930
2	209 Jayne Cove	1	B	TM	12/5/14	36559		12/5/14	5180	01/20/15	5180	3/4"	500	500	75	75	250	350				6930
2	191 Jayne Cove	2	B	TM	9/19/14	35734		10/16/14	5180	11/18/14	5180	3/4"	500	500	75	75	250	350				6930
2	163 Jayne Cove	3	B	TM	1/9/15	36440		1/9/15	5180	02/17/15	5180	3/4"	500	500	75	75	250	350				6930
2	151 Jayne Cove	5	B	TM	12/5/14	36558		12/18/14	5180	01/20/15	5180	3/4"	500	500	75	75	250	350				6930
2	137 Jayne Cove	6	B	TM	5/30/14	34976		6/9/14	5180	07/15/14	5180	3/4"	500	500	75	75	250	350				6930
2	109 Jayne Cove	7	B	TM	12/5/14	36557		12/18/14	5180	01/20/15	5180	3/4"	500	500	75	75	250	350				6930
2	108 Jayne Cove	8	B	TM	6/20/14	35134		6/25/14	5180	07/15/04	5180	3/4"	500	500	75	75	250	350				6930
2	120 Jayne Cove	9	B	TM	10/3/14	35815		10/16/14	5180	11/18/14	5180	3/4"	500	500	75	75	250	350				

Reunion Ranch W.C.I.D.  
Lot Schedule

Sec	Lot	Bk	Builder	Date	Builder Pmt	Chk #	Dep Date	Impact Fee \$5,180 / \$12,938	Impact Fee Payment to PUA	Meter Size	Water Tap Fee \$500	WW Tap Fee \$500	Water Tap Insp. \$75	WW Tap Insp. \$75	CmsCom Insp. \$350	Grinder Insp. \$150	Irrigation Insp. \$50	Backflow Inspection \$75	Security Deposit \$150	Total
2	338	B	TM	2/27/15	38654		3/19/15	5,180	04/21/15	5,180	500	500	75	75	350	350	50	75	150	6,930
2	344	B	TM	11/21/14	38611		12/15/14	5,180	01/20/15	5,180	500	500	75	75	350	350	50	75	150	6,930
2	344	B	TM	11/21/14	38611		12/15/14	5,180	01/20/15	5,180	500	500	75	75	350	350	50	75	150	6,930
2	100	B	TM	2/15/13	32044		2/15/13	12,950	04/16/13	12,950	1,000	1,000	75	75	250	250	50	75	150	14,100
2	1849	B	TM	8/22/2014-10/17/14	35544/35913		10/20/14	5,180	04/16/13	5,180	500	500	75	75	350	350	50	75	150	6,930
2	111	A	TM	1/18/13	38116		9/2/20	5,180	04/16/13	5,180	500	500	75	75	350	350	50	75	150	5,830
2	245	E	TM	9/2/20	58561		9/2/20	12,938	07/21/15	12,938	500	500	75	75	250	250	50	75	150	14,738
2	259	E	TM	5/15/15	37419		6/30/15	5,180	07/21/15	5,180	500	500	75	75	250	250	50	75	150	6,930
2	273	E	TM	5/15/15	37420		6/30/15	5,180	07/21/15	5,180	500	500	75	75	250	250	50	75	150	6,930
2	293	E	TM	6/12/15	37638		6/30/15	5,180	07/21/15	5,180	500	500	75	75	250	250	50	75	150	6,930
2	303	E	TM	5/17/18	46725		5/17/18	12,938	06/19/18	12,938	500	500	75	75	250	250	50	75	150	14,738
2	317	E	TM	4/19/17	42888		4/19/17	12,938	05/16/17	12,938	500	500	75	75	250	250	50	75	150	14,738
2	329	E	TM	12/9/16	41979		12/9/16	12,938	10/18/16	12,938	500	500	75	75	250	250	50	75	150	14,738
2	341	E	TM	9/19/16	41377		9/19/16	12,938	08/17/16	12,938	500	500	75	75	250	250	50	75	150	14,738
2	353	E	TM	7/29/16 & 7/18/16	40971 / 40842		8/2/16	12,938	09/07/16	12,938	500	500	75	75	250	250	50	75	150	14,738
2	365	E	TM	5/26/17	43345		5/26/17	12,938	06/20/17	12,938	500	500	75	75	250	250	50	75	150	14,738
2	377	E	TM	9/14/15	38358		9/23/15	5,180	10/20/15	5,180	500	500	75	75	250	250	50	75	150	6,930
2	389	E	TM	12/9/16	41908		12/9/16	12,938	01/17/17	12,938	500	500	75	75	250	250	50	75	150	14,738
2	401	E	TM	3/23/18	46008		3/23/18	12,938	04/17/18	12,938	500	500	75	75	250	250	50	75	150	14,738
2	415	E	TM	3/11/16	39898		3/23/16	12,938	04/19/16	12,938	500	500	75	75	250	250	50	75	150	14,738
2	427	E	TM	4/29/16	40745		5/12/16	12,938	05/17/16	12,938	500	500	75	75	250	250	50	75	150	14,738
2	441	E	TM	6/23/17	43248		6/23/17	12,938	07/18/17	12,938	500	500	75	75	250	250	50	75	150	14,738
2	453	E	TM	2/27/17	42569		2/27/17	12,938	03/21/17	12,938	500	500	75	75	250	250	100	75	150	14,788
2	467	E	TM	2/27/17	42570		2/27/17	12,938	03/21/17	12,938	500	500	75	75	250	250	50	75	150	14,738
2	117	E	TM	4/48/16	40085		4/18/16	12,938	05/17/16	12,938	500	500	75	75	250	250	50	75	150	14,738
2	131	E	TM	11/23/16	41906		12/1/16	12,938	01/17/17	12,938	500	500	75	75	250	250	50	75	150	14,738
2	147	E	TM	2/27/17	42564		2/27/17	12,938	03/21/17	12,938	500	500	75	75	250	250	50	75	150	14,738
2	161	E	TM	5/20/16	40031		5/24/16	12,938	06/21/16	12,938	500	500	75	75	250	250	50	75	150	14,738
2	175	E	TM	4/48/16	40086		4/18/16	12,938	05/17/16	12,938	500	500	75	75	250	250	50	75	150	14,738
2	189	E	TM	5/16/17	43143		5/16/17	12,938	06/20/17	12,938	500	500	75	75	250	250	50	75	150	14,738
2	203	E	TM	9/18/15	38008		10/14/15	5,180	11/17/15	5,180	500	500	75	75	250	250	50	75	150	6,930
2	217	E	TM	9/26/16	41443		10/18/16	12,938	11/15/16	12,938	500	500	75	75	250	250	50	75	150	14,738
2	233	E	TM	8/14/15	38121		9/1/15	5,180	09/15/15	5,180	500	500	75	75	250	250	50	75	150	6,980
2	247	E	TM	4/15/16	40130		4/18/16	12,938	05/17/16	12,938	500	500	75	75	250	250	50	75	150	14,738
2	261	E	TM	5/13/16	40338		5/24/16	12,938	06/21/16	12,938	500	500	75	75	250	250	50	75	150	14,738
2	275	E	TM	5/20/16	40033		5/24/16	12,938	06/21/16	12,938	500	500	75	75	250	250	50	75	150	14,738
2	291	E	TM	1/5/17	42771		1/24/17	12,938	02/21/17	12,938	500	500	75	75	250	250	50	75	150	14,738
2	305	E	TM	9/18/15	38008		10/14/15	5,180	11/17/15	5,180	500	500	75	75	250	250	50	75	150	6,930
2	319	E	TM	2/27/17	42567		2/27/17	12,938	03/21/17	12,938	500	500	75	75	250	250	50	75	150	14,738
2	333	E	TM	6/7/17	43066		6/7/17	12,938	07/18/17	12,938	500	500	75	75	250	250	50	75	150	14,738
2	347	E	TM	1/29/16 & 3/11/16	39424 & 39897		3/23/16	12,938	04/19/16	12,938	500	500	75	75	250	250	50	75	150	14,738
2	361	E	TM	3/15/17	42441		3/15/17	12,938	04/18/17	12,938	500	500	75	75	250	250	50	75	150	14,738
2	375	E	TM	4/3/19	50844		4/3/19	12,938	05/21/19	12,938	500	500	75	75	250	250	50	75	150	14,738
2	409	E	TM	10/19/18	48199		10/19/18	12,938	11/20/18	12,938	500	500	75	75	250	250	50	75	150	14,738
2	425	E	TM	3/5/19	50368		3/5/19	12,938	04/16/19	12,938	500	500	75	75	250	250	50	75	150	14,738
2	441	E	TM	5/23/19	51550		5/23/19	12,938	07/16/19	12,938	500	500	75	75	250	250	50	75	150	14,738
2	455	E	TM	7/29/19	53154		7/29/19	12,938	08/20/19	12,938	500	500	75	75	250	250	50	75	150	14,738
2	471	E	TM	12/30/19	55966		12/30/19	12,938	01/24/20	12,938	500	500	75	75	250	250	50	75	150	14,738
2	485	E	TM	1/24/20	56487		1/24/20	12,938	02/18/20	12,938	500	500	75	75	250	250	50	75	150	14,738
2	501	E	TM	7/13/18	47265		7/13/18	12,938	08/21/18	12,938	500	500	75	75	250	250	50	75	150	14,738
2	517	E	TM	10/19/18	48200		10/19/18	12,938	11/20/18	12,938	500	500	75	75	250	250	50	75	150	14,738
2	531	E	TM	5/23/19	51551		5/23/19	12,938	07/16/19	12,938	500	500	75	75	250	250	50	75	150	14,738
2	547	E	TM	1/24/20	56488		1/24/20	12,938	02/18/20	12,938	500	500	75	75	250	250	50	75	150	14,738
2	561	E	TM	9/17/18	47769		9/17/18	12,938	10/16/18	12,938	500	500	75	75	250	250	50	75	150	14,738
2	568	E	TM	1/30/19	49795		1/30/19	12,938	02/19/18	12,938	500	500	75	75	250	250	50	75	150	14,738
2	552	E	TM	6/1/19	52225		6/1/19	12,938	07/16/19	12,938	500	500	75	75	250	250	50	75	150	14,738
2	536	E	TM	10/28/20	61811		10/28/20	12,938	11/17/20	12,938	500	500	75	75	250	250	50	75	150	14,738
2	504	E	TM	4/1/20	48120		4/1/20	12,938	08/20/19	12,938	500	500	75	75	250	250	50	75	150	14,738
2	490	E	TM	7/29/19	53181		7/29/19	12,938	08/20/19	12,938	500	500	75	75	250	250	50	75	150	14,738
2	474	E	TM	7/29/19	53179		7/29/19	12,938	08/20/19	12,938	500	500	75	75	250	250	50	75	150	14,738
2	458	E	TM	9/2/20	59017		9/2/20	12,938	09/15/20	12,938	500	500	75	75	250	250	50	75	150	14,738
2	444	E	TM	9/2/20	58813		9/2/20	12,938	09/15/20	12,938	500	500	75	75	250	250	50	75	150	14,738
2	428	E	TM	4/1/20	48120		4/1/20	12,938	04/01/20	12,938	500	500	75	75	250	250	50	75	150	14,738
2	414	E	TM	7/13/18	47310		7/13/18	12,938	08/21/18	12,938	500	500	75	75	250	250	50	75	150	14,738
2	362	E	TM	1/29/16 & 2/15/16	39515 & 39679		2/25/16	12,938	03/15/16	12,938	500	500	75	75	250	250	50	75	150	14,738
2	346	E	TM	1/29/16 & 2/15/16	39514 &amp															



Reunion Ranch W.C.I.D.  
Lot Schedule

Sec	Lot	Bk	Builder	Date	Builder Pmt	Chk #	Dep Date	Impact Fee \$5,180 / \$12,938	Impact Fee	Payment to PUA	Meter Site	Water Tap Fee \$500	WW Tap Fee \$500	Water Tap Insp. \$75	WW Tap Insp. \$75	CmsCom Insp. \$350	Grinder Insp. \$150	Irrigation Insp. \$50	Backflow Inspection \$75	Security Deposit \$150	Total	
																						Address
2	390	G	TM	2/15/16	39081		2/25/16	12,938	05/15/16	12,938	3/4"	500	500	75	75	250	350	50	50	\$75	\$150	14,738
2	400	G	TM	3/25/16	39979		4/7/16	12,938	06/17/16	12,938	3/4"	500	500	75	75	250	350	50	50			14,738
2	410	G	TM	9/18/15	38008		10/14/15	5,180	11/17/15	5,180	5/8"	500	500	75	75	250	350	50	50			6,930
2	420	G	TM	8/17/15	38052		8/17/15	5,180	10/20/15	5,180	3/4"	500	500	75	75	250	350	50	50			6,930
2	430	G	TM	5/16/17	43289		5/16/17	12,938	06/20/17	12,938	3/4"	500	500	75	75	250	350	50	50			14,738
2	440	G	TM	3/5/19	50366		3/5/19	12,938	04/16/19	12,938	3/4"	500	500	75	75	250	350	50	50			14,738
2	450	G	TM	6/1/19	52224		6/1/19	12,938	07/16/19	12,938	3/4"	500	500	75	75	250	350	50	50			14,738
2	460	G	TM	5/23/19	51840		5/23/19	12,938	07/16/19	12,938	3/4"	500	500	75	75	250	350	50	50			14,738
2	470	G	TM	9/3/18	47538		9/3/18	12,938	10/16/18	12,938	3/4"	500	500	75	75	250	350	50	50			14,738
2	480	G	TM	5/23/19	51642		5/23/19	12,938	07/16/19	12,938	3/4"	500	500	75	75	250	350	50	50			14,738
2	490	G	TM	6/19/19	52413		6/19/19	12,938	07/16/19	12,938	3/4"	500	500	75	75	250	350	50	50			14,738
2	500	G	TM	1/11/19	49445		1/11/19	12,938	02/19/19	12,938	3/4"	500	500	75	75	250	350	50	50			14,738
2	510	G	TM	6/19/19	52397		6/19/19	12,938	07/16/19	12,938	3/4"	500	500	75	75	250	350	50	50			14,738
2	520	G	TM	10/19/18	48196		10/19/18	12,938	11/20/18	12,938	3/4"	500	500	75	75	250	350	50	50			14,738
2	530	G	TM	9/17/18	47767		9/17/18	12,938	10/16/18	12,938	3/4"	500	500	75	75	250	350	50	50			14,738
2	540	G	TM	1/30/19	49794		1/30/19	12,938	02/19/19	12,938	3/4"	500	500	75	75	250	350	50	50			14,738
2	550	G	TM	1/11/19	49444		1/11/19	12,938	02/19/19	12,938	3/4"	500	500	75	75	250	350	50	50			14,738
2	560	G	TM	8/13/18	47884		8/13/18	12,938	09/18/18	12,938	3/4"	500	500	75	75	250	350	50	50			14,738
2	570	G	TM	10/24/19	54914		10/24/19	12,938	11/19/19	12,938	3/4"	500	500	75	75	250	350	50	50			14,738
2	580	G	TM	12/17/18	54914		12/17/18	12,938	01/15/19	12,938	3/4"	500	500	75	75	250	350	50	50			14,738
2	590	G	TM	12/17/18	54914		12/17/18	12,938	01/15/19	12,938	3/4"	500	500	75	75	250	350	50	50			14,738
2	600	G	TM	12/14/19	54914		12/14/19	12,938	01/15/19	12,938	3/4"	500	500	75	75	250	350	50	50			14,738
2	610	G	TM	7/13/18	47719		7/13/18	12,938	08/21/18	12,938	3/4"	500	500	75	75	250	350	50	50			14,738
2	620	G	TM	5/29/18	46877		5/29/18	12,938	06/19/18	12,938	3/4"	500	500	75	75	250	350	50	50			14,738
2	630	G	TM	5/23/19	51641		5/23/19	12,938	07/16/19	12,938	3/4"	500	500	75	75	250	350	50	50			14,738
2	640	G	TM	5/17/18	46724		5/17/18	12,938	06/19/18	12,938	3/4"	500	500	75	75	250	350	50	50			14,738
2	650	G	TM	5/23/19	51970		5/23/19	12,938	07/16/19	12,938	3/4"	500	500	75	75	250	350	50	50			14,738
2	660	G	TM	12/17/18	46629		12/17/18	12,938	01/15/19	12,938	3/4"	500	500	75	75	250	350	50	50			14,738
2	670	G	TM	5/17/18	47602		5/17/18	12,938	06/19/18	12,938	3/4"	500	500	75	75	250	350	50	50			14,738
2	680	G	TM	9/3/18	47599		9/3/18	12,938	05/21/19	12,938	3/4"	500	500	75	75	250	350	50	50			14,738
2	690	G	TM	4/25/19	51199		4/25/19	12,938	05/21/19	12,938	3/4"	500	500	75	75	250	350	50	50			14,738
2	700	G	TM	9/25/18	47955		9/25/18	12,938	10/16/18	12,938	3/4"	500	500	75	75	250	350	50	50			14,738
2	710	G	TM	1/24/20	56349		1/24/20	12,938	02/18/20	12,938	3/4"	500	500	75	75	250	350	50	50			14,738
2	720	G	TM	7/12/19	52860		7/12/19	12,938	08/20/19	12,938	3/4"	500	500	75	75	250	350	50	50			14,738
2	730	G	TM	5/23/19	51640		5/23/19	12,938	07/16/19	12,938	3/4"	500	500	75	75	250	350	50	50			14,738
2	740	G	TM	11/16/18	48571		11/16/18	12,938	11/20/18	12,938	3/4"	500	500	75	75	250	350	50	50			14,738
2	750	G	TM	9/17/18	47767		9/17/18	12,938	10/16/18	12,938	3/4"	500	500	75	75	250	350	50	50			14,738
2	760	G	TM	10/5/18	48054		10/5/18	12,938	11/20/18	12,938	3/4"	500	500	75	75	250	350	50	50			14,738
2	770	G	TM	1/11/19	49450		1/11/19	12,938	02/19/19	12,938	3/4"	500	500	75	75	250	350	50	50			14,738
2	780	G	TM	1/11/19	49449		1/11/19	12,938	02/19/19	12,938	3/4"	500	500	75	75	250	350	50	50			14,738
2	790	G	TM	1/11/19	49448		1/11/19	12,938	02/19/19	12,938	3/4"	500	500	75	75	250	350	50	50			14,738
2	800	G	TM	1/24/20	56442		1/24/20	12,938	02/18/20	12,938	3/4"	500	500	75	75	250	350	50	50			14,738
2	810	G	TM	9/25/19	54033		9/25/19	12,938	10/15/19	12,938	3/4"	500	500	75	75	250	350	50	50			14,738
2	820	G	TM	12/17/18	46447		12/17/18	12,938	07/16/19	12,938	3/4"	500	500	75	75	250	350	50	50			14,738
2	830	G	TM	5/23/19	49447		5/23/19	12,938	07/16/19	12,938	3/4"	500	500	75	75	250	350	50	50			14,738
2	840	G	TM	8/30/19	53423		8/30/19	12,938	04/16/19	12,938	3/4"	500	500	75	75	250	350	50	50			14,738
2	850	G	TM	3/5/19	50370		3/5/19	12,938	04/16/19	12,938	3/4"	500	500	75	75	250	350	50	50			14,738
2	860	G	TM	3/5/19	50145		3/5/19	12,938	04/16/19	12,938	3/4"	500	500	75	75	250	350	50	50			14,738
2	870	G	TM	4/3/19	50661		4/3/19	12,938	05/21/19	12,938	3/4"	500	500	75	75	250	350	50	50			14,738
2	880	G	TM	4/1/20	53180		4/1/20	12,938	05/15/20	12,938	3/4"	500	500	75	75	250	350	50	50			14,738
2	890	G	TM	7/29/19	53155		7/29/19	12,938	08/20/19	12,938	3/4"	500	500	75	75	250	350	50	50			14,738
2	900	G	TM	8/30/19	53466		8/30/19	12,938	09/11/19	12,938	3/4"	500	500	75	75	250	350	50	50			14,738
2	910	G	TM	4/3/19	50583		4/3/19	12,938	05/21/19	12,938	3/4"	500	500	75	75	250	350	50	50			14,738
2	920	G	TM	9/3/18	47539		9/3/18	12,938	10/16/18	12,938	3/4"	500	500	75	75	250	350	50	50			14,738
2	930	G	TM	5/23/19	51644		5/23/19	12,938	07/16/19	12,938	3/4"	500	500	75	75	250	350	50	50			14,738
2	940	G	TM	2/25/20	57117		2/25/20	12,938	03/17/20	12,938	3/4"	500	500	75	75	250	350	50	50			14,738
2	950	G	TM	2/25/20	57032		2/25/20	12,938	03/17/20	12,938	3/4"	500	500	75	75	250	350	50	50			14,738
2	960	G	TM	8/30/19	53763		8/30/19	12,938	09/11/19	12,938	3/4"	500	500	75	75	250	350	50	50			14,738
2	970	G	TM	8/30/19	53424		8/30/19	12,938	09/11/19	12,938	3/4"	500	500	75	75	250	350	50	50			14,738
2	980	G	TM	7/12/19	52719		7/12/19	12,938	08/20/19	12,938	3/4"	500	500	75	75	250	350	50	50			14,738
2	990	G	TM	3/5/19	50369		3/5/19	12,938	04/18/19	12,938	3/4"	500	500	75	75	250	350	50	50			14,738
2	1000	G	TM	5/23/19	51971		5/23/19	12,938	07/16/19	12,938	3/4"	500	500	75	75	250	350	50	50			14,738
2	1010	G	TM	9/25/19	54138		9/25/19	12,938	10/15/19	12,938	3/4"	500	500	75	75	250	350	50	50			14,738





**Reunion Ranch W.C.I.D.  
Lot Schedule**

Sec	Lot	Bk	Address	Builder	Builder Pmt	CR #	Date	Dep Date	Water Impact Fee \$5,180 / \$12,938	Payment to PUA	Meter Size	Water Tap Fee	WW Tap Fee	Water Tap Insp.	WW Tap Insp.	WW Tap Insp.	WW Tap Insp.	Grinder Insp.	CmsComm Insp.	WW Final Insp.	Backflow Inspection	Security Deposit	Total	
5	341	Adm	341 Adam Court	TM	43644		7/24/17	12,938	08/23/17	12,938	3/4"	500	500	75	75	250	350	350	350	350	350	75	150	14,738
5	338	Adm	338 Adam Court	TM	43772		6/23/17	12,938	07/18/17	12,938	3/4"	500	500	75	75	250	350	350	350	350	350	75	150	14,738
5	324	Adm	324 Adam Court	TM	52720		7/12/19	12,938	08/20/19	12,938	3/4"	500	500	75	75	250	350	350	350	350	350	75	150	14,738
5	302	Adm	302 Adam Court	TM	52720		7/12/19	12,938	08/20/19	12,938	3/4"	500	500	75	75	250	350	350	350	350	350	75	150	14,738
5	284	Adm	284 Adam Court	TM	53156		7/29/19	12,938	08/20/19	12,938	3/4"	500	500	75	75	250	350	350	350	350	350	75	150	14,738
5	268	Adm	268 Adam Court	TM	43819		7/24/17	12,938	08/23/17	12,938	3/4"	500	500	75	75	250	350	350	350	350	350	75	150	14,738
5	254	Adm	254 Adam Court	TM	48198		10/19/18	12,938	11/20/18	12,938	3/4"	500	500	75	75	250	350	350	350	350	350	75	150	14,738
5	240	Adm	240 Adam Court	TM	51643		5/23/19	12,938	07/16/19	12,938	3/4"	500	500	75	75	250	350	350	350	350	350	75	150	14,738
5	226	Adm	226 Adam Court	TM	46411		3/23/18	12,938	04/17/18	12,938	3/4"	500	500	75	75	250	350	350	350	350	350	75	150	14,738
5	214	Adm	214 Adam Court	TM	51200		4/25/19	12,938	05/21/19	12,938	3/4"	500	500	75	75	250	350	350	350	350	350	75	150	14,738
5	200	Adm	200 Adam Court	TM	44150		8/23/17	12,938	10/17/17	12,938	3/4"	500	500	75	75	250	350	350	350	350	350	75	150	14,738
5	186	Adm	186 Adam Court	TM	44675		12/7/17	12,938	08/23/17	12,938	3/4"	500	500	75	75	250	350	350	350	350	350	75	150	14,738
5	172	Adm	172 Adam Court	TM	43818		7/24/17	12,938	08/23/17	12,938	3/4"	500	500	75	75	250	350	350	350	350	350	75	150	14,738
5	160	Adm	160 Adam Court	TM	44616		12/7/17	12,938	01/16/18	12,938	3/4"	500	500	75	75	250	350	350	350	350	350	75	150	14,738
<b>Subtotal Section 5</b>										<b>\$ 323,450</b>	<b>\$ 323,460</b>		<b>\$ 12,900</b>	<b>\$ 12,900</b>	<b>\$ 1,975</b>	<b>\$ 1,975</b>	<b>\$ 1,875</b>	<b>\$ 6,250</b>	<b>\$ 8,750</b>	<b>\$ 6,250</b>	<b>\$ 12,250</b>	<b>\$ 1,250</b>	<b>\$ 150</b>	<b>\$ 368,460</b>
374	Katie Drive - Irrigation Meter Phase 2.2						8/16/16				3/4"	500	500	75	75	250	350	350	350	350	75	150	1,550	
Windmill Park - Water Meter											3/4"	500	500	75	75	250	350	350	350	350	75	150	1,550	
TM						40969	9/25/18	12,938	10/16/18	12,938	3/4"	500	500	75	75	250	350	350	350	350	75	150	14,738	
Nalle						34134	1/29/21	12,938	02/16/21	12,938	3/4"	500	500	75	75	250	350	350	350	350	75	150	14,738	
Nalle						41410	6/24/21	12,938	06/24/21	12,938	3/4"	500	500	75	75	250	350	350	350	350	75	150	14,738	
Heyl						33820	6/24/21	12,938	06/24/21	12,938	3/4"	500	500	75	75	250	350	350	350	350	75	150	14,738	
Heyl						42447	5/19/21	12,938	06/15/21	12,938	3/4"	500	500	75	75	250	350	350	350	350	75	150	14,738	
Nalle						2255	4/3/19	12,938	05/21/19	12,938	3/4"	500	500	75	75	250	350	350	350	350	75	150	14,738	
G3B						42459	6/3/21	12,938	07/20/21	12,938	3/4"	500	500	75	75	250	350	350	350	350	75	150	14,738	
Nalle						42002	3/29/21	12,938	05/18/21	12,938	3/4"	500	500	75	75	250	350	350	350	350	75	150	14,738	
Nalle						40671	4/1/20	12,938	09/15/20	12,938	3/4"	500	500	75	75	250	350	350	350	350	75	150	14,738	
Nalle						1003	9/2/20	12,938	09/15/20	12,938	3/4"	500	500	75	75	250	350	350	350	350	75	150	14,738	
AZ						35128	12/30/19	12,938	01/21/20	12,938	3/4"	500	500	75	75	250	350	350	350	350	75	150	14,738	
Nalle						44120	4/1/20	12,938	09/15/20	12,938	3/4"	500	500	75	75	250	350	350	350	350	75	150	14,738	
Heyl						52720	2/5/21	12,938	04/20/21	12,938	3/4"	500	500	75	75	250	350	350	350	350	75	150	14,738	
Heyl						52720	2/5/21	12,938	04/20/21	12,938	3/4"	500	500	75	75	250	350	350	350	350	75	150	14,738	
Heyl						33511	5/19/21	12,938	06/15/21	12,938	3/4"	500	500	75	75	250	350	350	350	350	75	150	14,738	
Heyl						33511	5/19/21	12,938	06/15/21	12,938	3/4"	500	500	75	75	250	350	350	350	350	75	150	14,738	
Heyl						33511	5/19/21	12,938	06/15/21	12,938	3/4"	500	500	75	75	250	350	350	350	350	75	150	14,738	
Heyl						1237	7/15/21	12,938			3/4"	500	500	75	75	250	350	350	350	350	75	150	14,738	
Landart																							50	
Landart																							50	
Landart																							50	
Landart																							50	
Nalle						42346	4/19/21	12,938	06/15/21	12,938	3/4"	500	500	75	75	250	350	350	350	350	75	150	14,738	
Nalle						2254	10/28/20	12,938	11/17/20	12,938	3/4"	500	500	75	75	250	350	350	350	350	75	150	14,738	
G3B						1291	4/3/19	12,938	05/21/19	12,938	3/4"	500	500	75	75	250	350	350	350	350	75	150	14,738	
Landart							1/11/19	12,938	02/19/19	12,938	3/4"	500	500	75	75	250	350	350	350	350	75	150	14,738	
Landart								0															50	
Landart								0															50	
<b>TOTALS</b>										<b>\$ 5,085,102</b>	<b>\$ 5,046,288</b>		<b>\$ 256,000</b>	<b>\$ 254,500</b>	<b>\$ 38,925</b>	<b>\$ 38,925</b>	<b>\$ 36,175</b>	<b>\$ 127,250</b>	<b>\$ 178,150</b>	<b>\$ 3,300</b>	<b>\$ 18,300</b>	<b>\$ 150</b>	<b>\$ 6,001,252</b>	

Per Balance Sheet		Impact Fee Payable	
Water Impact Fee	\$ 5,085,102.00	2013	\$ 42,500
Impact Fee Payments	\$ 5,046,288.00	2014	\$ 50,000
		2015	\$ 47,000
		2016	\$ 66,500
		2017	\$ 60,000
		2018	\$ 62,500
		2019	\$ 89,000
		2020	\$ 67,000
<b>Total Tap Fees</b>		<b>Total</b>	<b>\$ 514,500</b>
<b>Total Inspection Fees</b>		<b>Total</b>	<b>\$ 403,500</b>
<b>Total Backflow Inspections</b>		<b>Total</b>	<b>\$ 150</b>

## **Debt Service Fund**



Reunion Ranch W.C.I.D. - DSF  
Adjustments Journal

July 2021

Date	Num	Memo	Account	Debit	Credit
07/31/2021	7.1	Record Tax Collections	1150 · A/R - Property Taxes	0.25	
		Record Tax Collections	2740 · Deferred Revenue-Property Taxes		0.25
		Record Tax Collections	1150 · A/R - Property Taxes		11,469.35
		Record Tax Collections	2740 · Deferred Revenue-Property Taxes	11,469.35	
		Record Tax Collections	4320 · Property Taxes		11,469.35
		Record Tax Collections	4331 · Penalties & Interest-Tax Accts.		99.72
		Record Tax Collections	2171 · Due to General Fund		2,393.60
		Record Tax Collections	1106 · Texpool Tax Account	13,962.67	
				<u>25,432.27</u>	<u>25,432.27</u>
TOTAL				<u>25,432.27</u>	<u>25,432.27</u>

See Accountant's Report.

Reunion Ranch W.C.I.D. - DSF  
General Ledger  
As of July 31, 2021

Type	Date	Num	Memo	Amount	Balance
1106 · Texpool Tax Account					29,955.14
General Jour...	07/31/2021	7.1	Record Tax Collections	13,962.67	43,917.81
Deposit	07/31/2021		Interest	0.54	43,918.35
Total 1106 · Texpool Tax Account				13,963.21	43,918.35
1115 · TexPool Debt Service					2,256,349.63
Deposit	07/31/2021		Interest	36.19	2,256,385.82
Total 1115 · TexPool Debt Service				36.19	2,256,385.82
1150 · A/R - Property Taxes					16,461.35
General Jour...	07/31/2021	7.1	Record Tax Collections	0.25	16,461.60
General Jour...	07/31/2021	7.1	Record Tax Collections	(11,469.35)	4,992.25
Total 1150 · A/R - Property Taxes				(11,469.10)	4,992.25
2171 · Due to General Fund					(4,490.57)
General Jour...	07/31/2021	7.1	Record Tax Collections	(2,393.60)	(6,884.17)
Total 2171 · Due to General Fund				(2,393.60)	(6,884.17)
2740 · Deferred Revenue-Property Taxes					(16,461.35)
General Jour...	07/31/2021	7.1	Record Tax Collections	(0.25)	(16,461.60)
General Jour...	07/31/2021	7.1	Record Tax Collections	11,469.35	(4,992.25)
Total 2740 · Deferred Revenue-Property Taxes				11,469.10	(4,992.25)
3000 · Reserved for Debt Service					(999,046.74)
Total 3000 · Reserved for Debt Service					(999,046.74)
Property Tax					(1,663,134.56)
4320 · Property Taxes					(1,659,323.81)
General Jour...	07/31/2021	7.1	Record Tax Collections	(11,469.35)	(1,670,793.16)
Total 4320 · Property Taxes				(11,469.35)	(1,670,793.16)
4331 · Penalties & Interest-Tax Accts.					(3,810.75)
General Jour...	07/31/2021	7.1	Record Tax Collections	(99.72)	(3,910.47)
Total 4331 · Penalties & Interest-Tax Accts.				(99.72)	(3,910.47)
Total Property Tax				(11,569.07)	(1,674,703.63)
5391 · Interest on Temp Investments					(608.32)
Deposit	07/31/2021		Interest	(0.54)	(608.86)
Deposit	07/31/2021		Interest	(36.19)	(645.05)
Total 5391 · Interest on Temp Investments				(36.73)	(645.05)
6330 · Tax Appraisal/Collector Fees					8,446.65
Total 6330 · Tax Appraisal/Collector Fees					8,446.65
7360 · Bond Interest Expense					370,464.39
Total 7360 · Bond Interest Expense					370,464.39
7363 · Fiscal Agent Fees					2,064.38
Total 7363 · Fiscal Agent Fees					2,064.38
TOTAL				0.00	0.00

See Accountants' Report.

## Capital Projects Fund

**Reunion Ranch W.C.I.D.-CPF**  
**General Ledger**  
As of July 31, 2021

Type	Date	Num	Adj	Name	Memo	Split	Debit	Credit	Balance
<b>1152 · TexPool - SR2017 Capital Projec</b>									6.56
Total 1152 · TexPool - SR2017 Capital Projec									6.56
<b>1153 · TexPool - SR2018 Capital Projec</b>									1,361.12
Total 1153 · TexPool - SR2018 Capital Projec									1,361.12
<b>1154 · TexPool - SR2019 Cap Project</b>									3,739.05
Total 1154 · TexPool - SR2019 Cap Project									3,739.05
<b>1155 · TexPool - SR2020 Cap Projects</b>									2,264,442.71
Deposit	07/31/2021				Interest	4050 · Interest ...	36.30		2,264,479.01
Total 1155 · TexPool - SR2020 Cap Projects							36.30	0.00	2,264,479.01
<b>2105 · Due to GF</b>									-6,492.30
Total 2105 · Due to GF									-6,492.30
<b>3200 · Fund Balance</b>									-448,822.32
Total 3200 · Fund Balance									-448,822.32
<b>4050 · Interest Income</b>									-527.17
Deposit	07/31/2021				Interest	1155 · TexPool...		36.30	-563.47
Total 4050 · Interest Income							0.00	36.30	-563.47
<b>7000 · Bond Proceeds</b>									-7,050,000.00
Total 7000 · Bond Proceeds									-7,050,000.00
<b>8050 · Bond Premium</b>									-52,636.85
Total 8050 · Bond Premium									-52,636.85
<b>8100 · Bond Discount</b>									99,516.20
Total 8100 · Bond Discount									99,516.20
<b>8500 · Interest Expense</b>									218,917.00
Total 8500 · Interest Expense									218,917.00
<b>9000 · Capital Outlay - Infrastructure</b>									4,459,341.00
Total 9000 · Capital Outlay - Infrastructure									4,459,341.00
<b>9105 · Bond Issue Exp</b>									405,405.00
Total 9105 · Bond Issue Exp									405,405.00
<b>9106 · Bond Insurance Premium</b>									105,750.00
Total 9106 · Bond Insurance Premium									105,750.00
<b>TOTAL</b>							<u>36.30</u>	<u>36.30</u>	<u>0.00</u>

See Accountants' Report.



## **Expenditures to be Approved**

**Reunion Ranch W.C.I.D.**  
**Director Fees**  
**September 14, 2021**

Date	Num	Source Name	Payroll Item	Amount
09/14/2021	1809	Dennis Daniel	Director Fees	150.00
		Dennis Daniel	Mileage	17.40
		Dennis Daniel	Social Security Employee	(9.30)
		Dennis Daniel	Medicare Employee	(2.17)
				155.93
09/14/2021	1810	Nathan Neese	Director Fees	150.00
		Nathan Neese	Mileage	17.40
		Nathan Neese	Social Security Employee	(9.30)
		Nathan Neese	Medicare Employee	(2.17)
				155.93
09/14/2021	1811	Ronald Meyer	Director Fees	150.00
		Ronald Meyer	Social Security Employee	(9.30)
		Ronald Meyer	Medicare Employee	(2.17)
				138.53
09/14/2021	1812	Theresa Purdy	Director Fees	150.00
		Theresa Purdy	Social Security Employee	(9.30)
		Theresa Purdy	Medicare Employee	(2.18)
				138.52
09/14/2021	1813	Thomas J. Rogers	Director Fees	150.00
		Thomas J. Rogers	Social Security Employee	(9.30)
		Thomas J. Rogers	Medicare Employee	(2.17)
				138.53
TOTAL				727.44

Aquatic Features, Inc.

6611 Burnet Lane  
Austin, TX 78757



# Invoice

Date	Invoice #
9/5/2021	202109347

<b>Bill To</b>
Reunion Ranch MUD c/o Inframark 14050 Summit Drive Austin TX 78728

<b>Info</b>


P.O. No.	Terms	Project

Quantity	Description	Rate	Amount
1	Professional Service Lake: Invoice is for work done in preceding month from invoice date.	680.00	680.00
1	Lake Chemical budget: growth inhibitors: Sonar One	95.00	95.00
6	Pond dye	15.00	90.00
1	Beneficial-engineered microbes to help digest sulfur smell, digestion of leaf/ plant material reduce sludge.	15.00	15.00
	Travis sales tax	8.25%	0.00
By/Date Received: <u>JB 8-31-21</u>			
By/Date Posted: <u>JB 9-12-21</u>			
Approved for Payment: _____			
Hand Delivered to: _____			
Mailed by/Date: _____			
GL#: <u>6650</u>			
<b>Total</b>			<b>\$880.00</b>

<b>Phone #</b>
(512) 301-3199

<b>E-mail</b>	<b>Web Site</b>
scott@aquaticfeaturesinc.com	aquaticfeaturesinc.com

# Invoice



Date	Invoice #
8/31/2021	10827

<b>Bill To</b>
Reunion Ranch WCID PO Box 2445 Round Rock, TX 78680

Description	Amount
Monthly Accounting Services - Meeting	2,000.00
By/Date Received: <u>DA 8-31-21</u> By/Date Posted: <u>DA 8-31-21</u> Approved for Payment: _____ Hand Delivered to: _____ Mailed By/Date: _____ GL#: <u>Le333</u>	
Thank you for your business!	<b>Total</b> 2,000.00

PO Box 2445 • Round Rock, TX • 78680  
Phone (512) 733-0700 • Fax (512) 733-0704

HAYS CENTRAL APPRAISAL DIST  
 21001 Interstate 35 North  
 Kyle, TX 78640  
 USA

Voice: 512-268-2522  
 Fax: 512-268-1945

**Statement**

Statement Date  
 Sep 1, 2021

Customer Account #  
 RRW

Account Of REUNION RANCH WATER DIST  
 12912 Hill Country Blvd  
 Suite F 232  
 Austin, TX 78738

Amount Enclosed

\$

Date	Date Due	Reference	Amount	Balance
8/31/21	9/30/21	2021 4TH QTR 032	3,490.58	3,490.58
<p><b>HAYS CENTRAL APPRAISAL DISTRICT</b>  <b>21001 Interstate 35 North</b>  <b>Kyle, TX 78640</b></p>				
<p><b>PLEASE NOTE:</b>  <b>SEC 6.06 (e) TEXAS PROPERTY TAX CODE</b>  <b>A payment is delinquent if not paid on or before</b>  <b>the due date. A delinquent payment incurs a</b>  <b>PENALTY of 5% of the amount of the payment</b>  <b>and accrues interest at 10% per annum.</b></p>				
			<b>Total</b>	<b>3,490.58</b>

By/Date Received: JB 9-8-21  
 By/Date Posted: JB 9-12-21  
 Approved for Payment: \_\_\_\_\_  
 Hand Delivered to: \_\_\_\_\_  
 Mailed By/Date: \_\_\_\_\_  
 GL#: 6400 598.39  
1173 289219

0 - 30	31 - 60	61 - 90	Over 90 days
3,490.58	0.00	0.00	0.00



Inframark, LLC  
 2002 West Grand Parkway North  
 Suite 100  
 Katy, TX 77449

Invoice: 66699  
 Invoice Date: 8/9/2021  
 Due Date: 9/8/2021  
 Terms: Net 30  
 Project ID: RRWCID  
 PO #:

Bill To:  
 Reunion Ranch WCID  
 Bott & Douthitt  
 PO Box 2445  
 Round Rock TX 78680  
 United States

Sales Description	Quantity	Units	Rate	Amount
<b>Operations Services for the Month of: July 2021</b>				
<b>Operations Charges</b>				
Wastewater Treatment Plant(s) and Sub-Surface Drip Irrigation Facilities.	1	Ea	\$3,000.00	\$3,000.00
Lift Stations	1	Ea	\$500.00	\$500.00
Stormwater System	1	Ea	\$500.00	\$500.00
Management	1	Ea	\$500.00	\$500.00
Connections - Residential	502	Ea	\$5.00	\$2,510.00
Connections - Commercial Units	17	Ea	\$5.00	\$85.00
<b>Total Operations Charges</b>				<b>\$7,095.00</b>
<b>Administration Charges</b>				
Postage	1	Ea	\$275.72	\$275.72
Stationary	1	Ea	\$94.15	\$94.15
Delinquent Letters	12	Ea	\$7.50	\$90.00
Confidentiality Letters	8	Ea	\$10.00	\$80.00
Service Transfers	8	Ea	\$9.50	\$76.00
Returned Check/Payment	3	Ea	\$10.00	\$30.00
<b>Total Administration Charges</b>				<b>\$645.87</b>

<b>Subtotal</b>	<b>\$7,740.87</b>
<b>Tax (0%)</b>	<b>\$0.00</b>
<b>Total Due</b>	<b>\$7,740.87</b>

By/Date Received: JB 8-12-21  
 By/Date Posted: JB 9-12-21  
 Approved for Payment: \_\_\_\_\_  
 Hand Delivered to: \_\_\_\_\_  
 Mailed By/Date: \_\_\_\_\_  
 GL#: 6120



Inframark, LLC  
 2002 West Grand Parkway North, Suite 100  
 Katy, Texas 77449  
 (281) 578-4200

Client ID Number	1-02395
------------------	---------

Invoice Number	1134133
Invoice Date	8/30/2021
Due Date	9/29/2021

To: Reunion Ranch WCID  
 Bott & Douthitt  
 P O Box 2445  
  
 Round Rock, Texas 78680

Service Description	Total
Maintenance Services	\$53,159.98

By/Date Received: JB 8-30-21  
 By/Date Posted: JB 9-12-21  
 Approved for Payment: \_\_\_\_\_  
 Hand Delivered to: \_\_\_\_\_

Account By/Date: \_\_\_\_\_  
 Acct# 1325 305- 6120 557.12  
6122 390.21/6200 3056.22  
6217 43747.44 6220 2529.34  
6228 529

Subtotal	\$53,159.98
Sales Tax	\$0.00
Total	\$53,159.98

Please Pay This Amount

Remit To: Inframark, LLC  
 P.O. Box 733778  
 Dallas, Texas 75373-3778

Please include the Project ID and the Invoice Number on the check stub of your payment.

DISTRICT : REUNION RANCH WCID

Go Green! Think before you print.

INVOICE NO. 1134133 - SUMMARY

INVOICE DATE: 8/30/2021

Work Type/ Sub-Category	Equipment Costs	Labor Costs	Materials/Other Service Costs	Sales Tax Total	Total Costs
<b>Administrative</b>					
Administrative Services	\$0.00	\$373.97	\$0.00	\$0.00	\$373.97
<b>AD Total</b>	<b>\$0.00</b>	<b>\$373.97</b>	<b>\$0.00</b>	<b>\$0.00</b>	<b>\$373.97</b>
<b>Detention Pond Maintenance</b>					
General Maintenance & Repairs	\$96.25	\$192.06	\$0.00	\$0.00	\$288.31
<b>DP2-4</b>					
General Maintenance & Repairs	\$55.00	\$185.69	\$0.00	\$0.00	\$240.69
<b>DP2-4 Total</b>	<b>\$55.00</b>	<b>\$185.69</b>	<b>\$0.00</b>	<b>\$0.00</b>	<b>\$240.69</b>
<b>DP Total</b>	<b>\$151.25</b>	<b>\$377.75</b>	<b>\$0.00</b>	<b>\$0.00</b>	<b>\$529.00</b>
<b>Maintenance, Sewer</b>					
General Maintenance & Repairs	\$100.00	\$134.96	\$347.69	\$0.00	\$582.65
Inspections	\$0.00	\$0.00	\$300.00	\$0.00	\$300.00
<b>MS Total</b>	<b>\$100.00</b>	<b>\$134.96</b>	<b>\$647.69</b>	<b>\$0.00</b>	<b>\$882.65</b>
<b>Maintenance, Sewer Plant</b>					
<b>SP1</b>					
Administrative Services	\$0.00	\$183.15	\$0.00	\$0.00	\$183.15
General Maintenance & Repairs	\$716.50	\$2,059.12	\$44,045.39	\$0.00	\$46,821.01
Inspections	\$0.00	\$0.00	\$75.00	\$0.00	\$75.00
Lab Fees or Laboratory Sampling	\$132.00	\$449.38	\$864.25	\$0.00	\$1,445.63
<b>SP1 Total</b>	<b>\$848.50</b>	<b>\$2,691.65</b>	<b>\$44,984.64</b>	<b>\$0.00</b>	<b>\$48,524.78</b>
<b>SP Total</b>	<b>\$848.50</b>	<b>\$2,691.65</b>	<b>\$44,984.64</b>	<b>\$0.00</b>	<b>\$48,524.78</b>



INFRAMARK, LLC

DISTRICT : REUNION RANCH WCID

INVOICE NO. 1134133 - SUMMARY

INVOICE DATE: 8/30/2021

30 Aug 2021 09:16:31AM CST

Go Green! Think before you print.

Work Type / Sub Category	Equipment Costs	Labor Costs	Materials/Other Service Costs	Sales Tax Total	Total Costs
Maintenance, Water					
CSI Inspections	\$0.00	\$0.00	\$350.00	\$0.00	\$350.00
General Maintenance & Repairs	\$38.50	\$125.16	\$226.55	\$0.00	\$390.21
Inspections	\$166.25	\$432.37	\$34.57	\$0.00	\$633.19
Site Inspections	\$0.00	\$0.00	\$300.00	\$0.00	\$300.00
<b>MW Total</b>	<b>\$204.75</b>	<b>\$557.53</b>	<b>\$911.12</b>	<b>\$0.00</b>	<b>\$1,673.40</b>
Sewer Tap Inspection					
Inspections	\$0.00	\$0.00	\$280.00	\$0.00	\$280.00
<b>TS Total</b>	<b>\$0.00</b>	<b>\$0.00</b>	<b>\$280.00</b>	<b>\$0.00</b>	<b>\$280.00</b>
Water Tap Inspection					
Taps & Inspections	\$78.00	\$248.53	\$569.65	\$0.00	\$896.18
<b>TW Total</b>	<b>\$78.00</b>	<b>\$248.53</b>	<b>\$569.65</b>	<b>\$0.00</b>	<b>\$896.18</b>
<b>Invoice Total</b>	<b>\$1,382.50</b>	<b>\$4,384.39</b>	<b>\$47,393.10</b>	<b>\$0.00</b>	<b>\$53,159.98</b>

INFRAMARK, LLC

30 Aug 2021 09:16:31AM CST

DISTRICT : REUNION RANCH WCID

Go Green! Think before you print.

INVOICE NO. 1134133 - DETAIL

INVOICE DATE: 8/30/2021

Work Type/Sub-Category	Date Complete	WO Number	Address	Task Details	Equipment Costs	Labor Costs	Materials/Other Service Costs	Sales Tax Total	Total Costs	B/C
Administrative										
Administrative Services										
	6/25/2021	2607893	RRWCID District Area	Consumer Confidence Report (CCR); Prepare and distribute the 2020 CCR.	\$0.00	\$344.14	\$0.00	\$0.00	\$344.14	N
	7/7/2021	2607915	RRWCID District Area	Miscellaneous Compliance Duties Performed for a District; Prepare and submit the 2021 QTR2 DLQOR	\$0.00	\$29.83	\$0.00	\$0.00	\$29.83	N
				Administrative Services Total	\$0.00	\$373.97	\$0.00	\$0.00	\$373.97	6136
				AD Total	\$0.00	\$373.97	\$0.00	\$0.00	\$373.97	
Detention Pond Maintenance										
General Maintenance & Repairs										
	7/22/2021	2608415	RRWCID District Area	General Repairs of an Asset at a Detention Pond; The Board has asked if we have access issues to maintain any of the ponds. Need to verify if we need to add any access easements for pond maintenance	\$96.25	\$192.06	\$0.00	\$0.00	\$288.31	N
				General Maintenance & Repairs Total	\$96.25	\$192.06	\$0.00	\$0.00	\$288.31	

Work Type/Sub-Category	Date Complete	WO Number	Address	Task Details	Equipment Costs	Labor Costs	Materials/Other Service Costs	Sales Tax Total	Total Costs	BIG
DP2-4										
General Maintenance & Repairs										
	4/5/2021	2483580	591B Katie Dr DP2-4	General Repairs of an Asset at a Detention Pond; RESET NO TRESPASSING SIGN; CONCRETE BUSTED DateSched: 03/15/21	\$55.00	\$185.69	\$0.00	\$0.00	\$240.69	N
				General Maintenance & Repairs Total	\$55.00	\$185.69	\$0.00	\$0.00	\$240.69	
				DP2-4 Total	\$55.00	\$185.69	\$0.00	\$0.00	\$240.69	
				DP Total	\$151.25	\$377.75	\$0.00	\$0.00	\$529.00	6223
Maintenance, Sewer										
General Maintenance & Repairs										
	7/9/2021	2596271	RRWCID District Area	Purchase Supplies for a Sewer System; purchase 2" air relief	\$100.00	\$134.96	\$347.69	\$0.00	\$582.65	N
				General Maintenance & Repairs Total	\$100.00	\$134.96	\$347.69	\$0.00	\$582.65	6200
Inspections										
	7/15/2021	2603701	205 Tiffanie Way	Sewer Line Final Inspection Televising;	\$0.00	\$0.00	\$150.00	\$0.00	\$150.00	N
	7/27/2021	2613349	501 Katie Dr	Sewer Line Final Inspection Televising;	\$0.00	\$0.00	\$150.00	\$0.00	\$150.00	N
				Inspections Total	\$0.00	\$0.00	\$300.00	\$0.00	\$300.00	6226
				MS Total	\$100.00	\$134.96	\$647.69	\$0.00	\$882.65	

INFRAMARK, LLC  
DISTRICT : REUNION RANCH WCID  
INVOICE NO. 1134133 - DETAIL  
INVOICE DATE: 8/30/2021

Work Type/Sub Category	Date Complete	WO Number	Address	Task Details	Equipment Costs	Labor Costs	Materials/Other Service Costs	Sales Tax Total	Total Costs	BIC
Maintenance, Sewer Plant										
SP1										
Administrative Services										
	7/12/2021	2600472	100 Jayne Cove	Miscellaneous Compliance Duties Performed for a District;	\$0.00	\$61.05	\$0.00	\$0.00	\$61.05	N
	7/16/2021	2604915	100 Jayne Cove	Miscellaneous Compliance Duties Performed for a District;	\$0.00	\$61.05	\$0.00	\$0.00	\$61.05	N
	7/21/2021	2608939	100 Jayne Cove	Miscellaneous Compliance Duties Performed for a District;	\$0.00	\$61.05	\$0.00	\$0.00	\$61.05	N
				<b>Administrative Services Total</b>	<b>\$0.00</b>	<b>\$183.15</b>	<b>\$0.00</b>	<b>\$0.00</b>	<b>\$183.15</b>	<b>6120</b>
General Maintenance & Repairs										
	7/9/2021	2536177	100 Jayne Cove	Billable Operations at a Sewer Treatment Plant; two WWTS trucks to pump out of the SBR basin	\$0.00	\$0.00	\$43,747.44	\$0.00	\$43,747.44	N
	7/30/2021	2561068	100 Jayne Cove	Purchase Supplies for a Sewer Treatment Plant; Sched#: 5853 SchedType: DateSched: 06/01/21	\$16.50	\$55.37	\$65.63	\$0.00	\$137.50	N
	7/15/2021	2590562	100 Jayne Cove	General Repair or Maintenance of an Asset at a Sewer Treatment Plant; No power at in plant lift station	\$60.50	\$304.54	\$231.15	\$0.00	\$596.19	N
	7/30/2021	2591985	100 Jayne Cove	Create a Survey for an Irrigation System; Sched#: 3493 SchedType: DateSched: 07/01/21	\$60.50	\$203.02	\$0.00	\$0.00	\$263.52	N
	7/22/2021	2595756	100 Jayne Cove	General Repair or Maintenance of an Asset at a Sewer Treatment Plant; Eq pump 2 overtemp and seal fail alarms	\$210.00	\$481.37	\$0.00	\$0.00	\$691.37	N
	7/16/2021	2598504	100 Jayne Cove	General Repair or Maintenance of an Asset at a Sewer Treatment Plant; Make repairs to irrigation fields 12,13,18,25,26	\$87.50	\$160.05	\$0.00	\$0.00	\$247.55	N

Work Type/Sub-Category	Date Complete	WO Number	Address	Task Details	Equipment Costs	Labor Costs	Materials/Other Service Costs	Sales Tax Total	Total Costs	B/C
	7/26/2021	2599238	100 Jayne Cove	General Repair or Maintenance of an Asset at a Sewer Treatment Plant; No flow going through drip skid, stopped up pumps or Filters	\$100.00	\$134.96	\$1.17	\$0.00	\$236.13	N
	7/30/2021	2603722	100 Jayne Cove	Meet and/or Assist Consultants or Contractors at a Sewer Treatment Plant; Meet with contractor at plant	\$143.00	\$526.01	\$0.00	\$0.00	\$669.01	N
	7/26/2021	2611291	100 Jayne Cove	General Repair or Maintenance of an Asset at a Sewer Treatment Plant; Drip skip not showing flow and is causing fields to fail.	\$38.50	\$193.80	\$0.00	\$0.00	\$232.30	N
				<b>General Maintenance &amp; Repairs Total</b>	<b>\$716.50</b>	<b>\$2,059.12</b>	<b>\$44,045.39</b>	<b>\$0.00</b>	<b>\$46,821.01</b>	<b>6200</b>
Inspections										
	6/22/2021	2561072	100 Jayne Cove	Backflow Prevention Inspection - Commercial; Sched#: 5879 SchedType: DateSched: 06/01/21	\$0.00	\$0.00	\$75.00	\$0.00	\$75.00	N
				<b>Inspections Total</b>	<b>\$0.00</b>	<b>\$0.00</b>	<b>\$75.00</b>	<b>\$0.00</b>	<b>\$75.00</b>	<b>6200</b>
Lab Fees or Laboratory Sampling										
	7/29/2021	2591982	100 Jayne Cove	Purchase Laboratory Services for Sewer Treatment Plant; Sched#: 3139 SchedType: DateSched: 07/01/21	\$132.00	\$449.38	\$19.00	\$0.00	\$600.38	N
	7/20/2021	2608762	100 Jayne Cove	Purchase Laboratory Services for Sewer Treatment Plant; AQUATECH INVOICE FOR LAB DateSched: 07/21/21	\$0.00	\$0.00	\$845.25	\$0.00	\$845.25	N
				<b>Lab Fees or Laboratory Sampling Total</b>	<b>\$132.00</b>	<b>\$449.38</b>	<b>\$864.25</b>	<b>\$0.00</b>	<b>\$1,445.63</b>	<b>6210</b>
				<b>SP1 Total</b>	<b>\$848.50</b>	<b>\$2,691.65</b>	<b>\$44,984.64</b>	<b>\$0.00</b>	<b>\$48,524.78</b>	
				<b>SP Total</b>	<b>\$848.50</b>	<b>\$2,691.65</b>	<b>\$44,984.64</b>	<b>\$0.00</b>	<b>\$48,524.78</b>	

Work Order/ Sub Category	Date Complete	WO Number	Address	Task Details	Equipment Costs	Labor Costs	Materials/Other Service Costs	Sales Tax Total	Total Costs	BIG
Maintenance, Water										
CSI Inspections										
	7/7/2021	2597006	355 Delayne Dr	Customer Service Inspection - Slab - Residential; DateSched: 07/07/21	\$0.00	\$0.00	\$50.00	\$0.00	\$50.00	N
	7/9/2021	2598490	362 Delayne Dr	Customer Service Inspection - Wall - Residential; DateSched: 07/09/21	\$0.00	\$0.00	\$50.00	\$0.00	\$50.00	N
	7/14/2021	2601923	1047 Jacksdaw Dr	Customer Service Inspection - Wall - Residential;	\$0.00	\$0.00	\$50.00	\$0.00	\$50.00	N
	7/15/2021	2603698	205 Tiffanie Way	Customer Service Re-Inspection - Wall - Residential; please review 3rd party report DateSched: 07/15/21	\$0.00	\$0.00	\$50.00	\$0.00	\$50.00	Y
	7/15/2021	2603699	205 Tiffanie Way	Customer Service Inspection - Wall - Residential; missed inspection	\$0.00	\$0.00	\$50.00	\$0.00	\$50.00	N
	7/15/2021	2603702	205 Tiffanie Way	Customer Service Inspection - Fixture - Residential;	\$0.00	\$0.00	\$50.00	\$0.00	\$50.00	N
	7/27/2021	2613350	501 Katie Dr	Customer Service Inspection - Fixture - Residential;	\$0.00	\$0.00	\$50.00	\$0.00	\$50.00	N
				CSI Inspections Total	\$0.00	\$0.00	\$350.00	\$0.00	\$350.00	1325 50- 6220 300-
General Maintenance & Repairs										
	7/22/2021	2478593	1256 Jacksdaw Dr	Final Site Survey Re-Inspection - Residential; INSP FAILED: 6" cleanout box too close and lid will not fit flush with top of box. DateSched: 03/01/21	\$0.00	\$0.00	\$50.00	\$0.00	\$50.00	N
	7/15/2021	2602866	RRWCID District Area	Hang Tags in District Area (Delinquent, NSF, customer service notice, boil water notices (active & resend), VWU); Please hang red delinquent tags (4).	\$27.50	\$92.28	\$0.97	\$0.00	\$120.75	N
	7/15/2021	2602927	353 Jacksdaw Dr	Customer Move In - Read Meter, Reconnect or Turn On Service; DateSched: 07/15/21	\$0.00	\$0.00	\$25.00	\$0.00	\$25.00	N

Work Type / Sub Category	Date Complete	WO Number	Address	Task Details	Equipment Costs	Labor Costs	Materials/Other Service Costs	Sales Tax Total	Total Costs	B/C
	7/15/2021	2603484	1034 Jacksdaw Dr	Customer Move Out - Read Meter, Disconnect or Turn Off Service; DateSched: 07/15/21	\$0.00	\$0.00	\$25.00	\$0.00	\$25.00	N
	7/15/2021	2603542	1034 Jacksdaw Dr	Customer Move In - Read Meter, Reconnect or Turn On Service; DateSched: 07/15/21	\$0.00	\$0.00	\$25.00	\$0.00	\$25.00	N
	7/21/2021	2608568	137 Jayne Cove	Investigate a Water System Problem; Residents reports water has a smell to it - please investigate.	\$11.00	\$32.88	\$0.59	\$0.00	\$44.47	N
	8/3/2021	2616399	303 Mary Elise Way	Customer Move Out - Read Meter, Disconnect or Turn Off Service; DateSched: 08/03/21	\$0.00	\$0.00	\$25.00	\$0.00	\$25.00	N
	8/3/2021	2619541	127 Clement Drive	Customer Move Out - Read Meter, Disconnect or Turn Off Service; DateSched: 08/03/21	\$0.00	\$0.00	\$25.00	\$0.00	\$25.00	N
	8/3/2021	2619676	303 Mary Elise Way	Customer Move In - Read Meter, Reconnect or Turn On Service; DateSched: 08/03/21	\$0.00	\$0.00	\$25.00	\$0.00	\$25.00	N
	8/3/2021	2619677	127 Clement Drive	Customer Move In - Read Meter, Reconnect or Turn On Service; DateSched: 08/03/21	\$0.00	\$0.00	\$25.00	\$0.00	\$25.00	N
				<b>General Maintenance &amp; Repairs Total</b>	<b>\$38.50</b>	<b>\$125.16</b>	<b>\$226.55</b>	<b>\$0.00</b>	<b>\$390.21</b>	<b>6122</b>
Inspections										
	7/22/2021	2596259	425 Katie Dr	Pool / Spa Inspection - Residential; Final Pool Inspection	\$26.25	\$68.27	\$0.59	\$0.00	\$95.11	N
	7/15/2021	2603700	205 Tiffanie Way	Irrigation System Inspection - Residential;	\$8.75	\$22.76	\$0.59	\$0.00	\$32.10	N
	7/15/2021	2603859	117 Katie Dr	Pool / Spa Inspection - Residential; Pre Pour Request from 512-784-3986	\$17.50	\$45.51	\$0.59	\$0.00	\$63.60	N
	7/20/2021	2603863	RRWCID District Area	Pool / Spa Inspection - Residential; Audit all pool sites under construction for compliance of Rules and Regs - list will be sent text	\$105.00	\$273.07	\$32.22	\$0.00	\$410.29	N

DISTRICT : REUNION RANCH WCID

Go Green! Think before you print.

INVOICE NO. 1134133 - DETAIL

INVOICE DATE: 8/30/2021

Work Type/Sub Category	Date Complete	WO Number	Address	Task Details	Equipment Costs	Labor Costs	Materials/Other Service Costs	Sales Tax Total	Total Costs	BIC
	7/27/2021	2613348	501 Katie Dr	Irrigation System Inspection - Residential;	\$8.75	\$22.76	\$0.59	\$0.00	\$32.10	N
				Inspections Total	\$166.25	\$432.37	\$34.57	\$0.00	\$633.19	4220
Site Inspections										
	7/15/2021	2603703	205 Tiffanie Way	Final Site Survey Inspection - Residential;	\$0.00	\$0.00	\$50.00	\$0.00	\$50.00	N
	7/19/2021	2604752	559 Delayne Dr	Pre-site Inspection - Residential; DateSched: 07/19/21	\$0.00	\$0.00	\$50.00	\$0.00	\$50.00	N
	7/23/2021	2609514	1060 Jacksdaw Dr	Final Site Survey Re-Inspection - Residential; CALL MATT FOR ACCESS- MATT 512-962-1620 DateSched: 07/23/21	\$0.00	\$0.00	\$50.00	\$0.00	\$50.00	Y
	7/27/2021	2609515	1331 Jacksdaw Dr	Final Site Survey Re-Inspection - Residential; CALL MATT FOR ACCESS- MATT 512-962-1620 DateSched: 07/23/21	\$0.00	\$0.00	\$50.00	\$0.00	\$50.00	Y
	7/27/2021	2609517	1175 Jacksdaw Dr	Final Site Survey Re-Inspection - Residential; CALL MATT FOR ACCESS- MATT 512-962-1620 DateSched: 07/23/21	\$0.00	\$0.00	\$50.00	\$0.00	\$50.00	Y
	7/27/2021	2613351	501 Katie Dr	Final Site Survey Inspection - Residential;	\$0.00	\$0.00	\$50.00	\$0.00	\$50.00	N
				Site Inspections Total	\$0.00	\$0.00	\$300.00	\$0.00	\$300.00	1325 150-
				MW Total	\$204.75	\$557.53	\$911.12	\$0.00	\$1,673.40	U220 150-
Sewer Tap Inspection										
Inspections										
	7/16/2021	2597007	355 Delayne Dr	Sewer Tap Line Inspection - Residential; DateSched: 07/16/21	\$0.00	\$0.00	\$35.00	\$0.00	\$35.00	N
	7/13/2021	2600523	1222 Jacksdaw Dr	Sewer Tap Line Re-Inspection - Residential;	\$0.00	\$0.00	\$35.00	\$0.00	\$35.00	Y



Work Type/Sub-Category	Date Complete	WO Number	Address	Task Details	Equipment Costs	Labor Costs	Materials/Other Service Costs	Sales Tax Total	Total Costs	B/C
	7/14/2021	2601957	198 Tiffanie Way	Sewer Tap Line Inspection - Residential;	\$0.00	\$0.00	\$35.00	\$0.00	\$35.00	N
	7/15/2021	2601965	501 Katie Dr	Sewer Tap Line Re-Inspection - Residential; DateSched: 07/15/21	\$0.00	\$0.00	\$35.00	\$0.00	\$35.00	Y
	7/16/2021	2604552	362 Delayne Dr	Sewer Tap Line Inspection - Residential; DateSched: 07/16/21	\$0.00	\$0.00	\$35.00	\$0.00	\$35.00	N
	7/21/2021	2608369	196 Delayne Dr	Sewer Tap Line Inspection - Residential; DateSched: 07/21/21	\$0.00	\$0.00	\$35.00	\$0.00	\$35.00	N
	7/22/2021	2608797	1047 Jacksdaw Dr	Sewer Tap Line Inspection - Residential;	\$0.00	\$0.00	\$35.00	\$0.00	\$35.00	N
	7/22/2021	2609503	196 Delayne Dr	Sewer Tap Line Re-Inspection - Residential; DateSched: 07/22/21	\$0.00	\$0.00	\$35.00	\$0.00	\$35.00	Y
				Inspections Total	\$0.00	\$0.00	\$280.00	\$0.00	\$280.00	1325 105 -
				TS Total	\$0.00	\$0.00	\$280.00	\$0.00	\$280.00	6220 175 -
Water Tap Inspection										
Taps & Inspections										
	7/15/2021	2539500	501 Katie Dr	Water Tap Inspection - Residential; DateSched: 07/15/21	\$0.00	\$0.00	\$35.00	\$0.00	\$35.00	N
	7/15/2021	2539502	501 Katie Dr	Install 3/4" Residential Tap and Set Meter; DateSched: 07/15/21	\$16.50	\$55.37	\$108.42	\$0.00	\$180.29	N
	7/13/2021	2540737	1222 Jacksdaw Dr	Water Tap Inspection - Residential; DateSched: 07/13/21	\$0.00	\$0.00	\$35.00	\$0.00	\$35.00	N
	7/13/2021	2540739	1222 Jacksdaw Dr	Install 3/4" Residential Tap and Set Meter; DateSched: 07/13/21	\$16.50	\$55.37	\$108.42	\$0.00	\$180.29	N
	7/13/2021	2599494	362 Delayne Dr	Install 3/4" Residential Tap and Set Meter; DateSched: 07/12/21	\$27.50	\$92.28	\$106.87	\$0.00	\$226.65	N
	7/14/2021	2601956	198 Tiffanie Way	Water Tap Inspection - Residential;	\$0.00	\$0.00	\$35.00	\$0.00	\$35.00	N
	7/16/2021	2604545	355 Delayne Dr	Water Tap Inspection - Residential; DateSched: 07/16/21	\$0.00	\$0.00	\$35.00	\$0.00	\$35.00	N
	7/16/2021	2604551	362 Delayne Dr	Water Tap Inspection - Residential; DateSched: 07/16/21	\$0.00	\$0.00	\$35.00	\$0.00	\$35.00	N

INFRAMARK, LLC

30 Aug 2021 09:16:31AM CST

DISTRICT : REUNION RANCH WCID

Go Green! Think before you print.

INVOICE NO. 1134133 - DETAIL

INVOICE DATE: 8/30/2021

Work Type / Sub Category	Date Complete	WO Number	Address	Task Details	Equipment Costs	Labor Costs	Materials/Other Service Costs	Sales Tax Total	Total Costs	B/C
	7/22/2021	2608388	196 Delayne Dr	Water Tap Inspection - Residential; Date Sched: 07/22/21	\$0.00	\$0.00	\$35.00	\$0.00	\$35.00	N
	7/22/2021	2608796	1047 Jacksdaw Dr	Water Tap Inspection - Residential;	\$0.00	\$0.00	\$35.00	\$0.00	\$35.00	N
	7/22/2021	2608798	1047 Jacksdaw Dr	Install 3/4" Residential Tap and Set Meter.	\$17.50	\$45.51	\$0.93	\$0.00	\$63.94	N
				Taps & Inspections Total	\$78.00	\$248.53	\$59.65	\$0.00	\$896.18	6220
				TW Total	\$78.00	\$248.53	\$59.65	\$0.00	\$896.18	
				Invoice Total	\$1,382.50	\$4,384.39	\$47,393.10	\$0.00	\$53,159.98	



Inframark, LLC  
 2002 West Grand Parkway North, Suite 100  
 Katy, Texas 77449  
 (281) 578-4200

Client ID Number	1-02395
------------------	---------

Invoice Number	1134180
Invoice Date	9/3/2021
Due Date	10/3/2021

To: Reunion Ranch WCID  
 Bott & Douthitt  
 P O Box 2445  
  
 Round Rock, Texas 78680

Service Description	Total
Maintenance Services	\$103,190.31

Detail:  
 1325 450-  
 6120 61.05  
 6122 89.13  
 6206 18788.30  
 4217 81850.98  
 6220 930.04  
 4225 1620.81

By/Date Received: JB 9-3-21  
 By/Date Posted: JB 9-12-21  
 Approved for Payment: \_\_\_\_\_  
 Hand Delivered to: \_\_\_\_\_  
 Mailed By/Date: \_\_\_\_\_  
 GL#: See Detail

Subtotal	\$103,190.31
Sales Tax	\$0.00
Total	\$103,190.31

Please Pay This Amount

Remit To: Inframark, LLC  
 P.O. Box 733778  
 Dallas, Texas 75373-3778

Please include the Project ID and the Invoice Number on the check stub of your payment.

INFRAMARK, LLC  
 DISTRICT : REUNION RANCH WCID  
 INVOICE NO. 1134180 - SUMMARY  
 INVOICE DATE: 9/3/2021

03 Sep 2021 02:45:55PM CST  
 Go Green! Think before you print.

Work Type / Sub Category	Equipment Costs	Labor Costs	Materials/Other Service Costs	Sales Tax Total	Total Costs
<b>Detention Pond Maintenance</b>					
General Maintenance & Repairs	\$126.73	\$139.68	\$6.21	\$0.00	\$272.62
<b>DP2-3</b>					
General Maintenance & Repairs	\$390.37	\$350.07	\$7.76	\$0.00	\$748.20
DP2-3 Total	\$390.37	\$350.07	\$7.76	\$0.00	\$748.20
DP Total	\$517.09	\$489.75	\$13.97	\$0.00	\$1,020.81
<b>Maintenance, Lift Station</b>					
LS1					
General Maintenance & Repairs	\$787.50	\$1,806.16	\$644.87	\$0.00	\$3,238.53
Preventative Maintenance	\$325.00	\$438.64	\$1.17	\$0.00	\$764.81
LS1 Total	\$1,112.50	\$2,244.80	\$646.05	\$0.00	\$4,003.35
LS Total	\$1,112.50	\$2,244.80	\$646.05	\$0.00	\$4,003.35
<b>Maintenance, Sewer</b>					
General Maintenance & Repairs	\$35.00	\$91.02	\$3.11	\$0.00	\$129.13
Inspections	\$0.00	\$0.00	\$150.00	\$0.00	\$150.00
MS Total	\$35.00	\$91.02	\$153.11	\$0.00	\$279.13
<b>Maintenance, Sewer Plant</b>					
SP1					
Administrative Services	\$0.00	\$61.05	\$0.00	\$0.00	\$61.05
Construction Maintenance	\$986.50	\$2,289.02	\$212.59	\$0.00	\$3,488.11
General Maintenance & Repairs	\$3,205.75	\$10,695.11	\$29,659.95	\$0.00	\$43,560.81
Preventative Maintenance	\$311.50	\$547.65	\$1.17	\$0.00	\$860.32

INFRAMARK, LLC  
 DISTRICT : REUNION RANCH WCID  
 INVOICE NO. 1134180 - SUMMARY  
 INVOICE DATE: 9/3/2021

03 Sep 2021 02:45:55PM CST  
 Go Green! Think before you print.

Work Type/Sub Category	Equipment Costs	Labor Costs	Materials/Other Service Costs	Sales Tax Total	Total Costs
Sludge & Waste Disposal	\$0.00	\$0.00	\$48,597.56	\$0.00	\$48,597.56
SP1 Total	\$4,503.75	\$13,592.83	\$78,471.27	\$0.00	\$96,567.85
SP Total	\$4,503.75	\$13,592.83	\$78,471.27	\$0.00	\$96,567.85
Maintenance, Water					
CSI Inspections	\$0.00	\$0.00	\$400.00	\$0.00	\$400.00
General Maintenance & Repairs	\$16.50	\$46.07	\$26.55	\$0.00	\$89.13
Inspections	\$28.50	\$75.37	\$0.00	\$0.00	\$103.87
Site Inspections	\$0.00	\$0.00	\$300.00	\$0.00	\$300.00
MW Total	\$45.00	\$121.44	\$726.55	\$0.00	\$893.00
Sewer Tap Inspection					
Inspections	\$0.00	\$0.00	\$70.00	\$0.00	\$70.00
TS Total	\$0.00	\$0.00	\$70.00	\$0.00	\$70.00
Water Tap Inspection					
Taps & Inspections	\$78.75	\$204.81	\$72.62	\$0.00	\$356.18
TW Total	\$78.75	\$204.81	\$72.62	\$0.00	\$356.18
Invoice Total	\$6,292.09	\$16,744.65	\$80,153.57	\$0.00	\$103,190.31

INFRAMARK, LLC

03 Sep 2021 02:45:56PM CST

DISTRICT : REUNION RANCH WCID

Go Green! Think before you print.

INVOICE NO. 1134180 - DETAIL

INVOICE DATE: 9/3/2021

Work Type/Sub Category	Date Complete	WO Number	Address	Task Details	Equipment Costs	Labor Costs	Materials/Other Service Costs	Sales Tax Total	Total Costs	B/C
Detention Pond Maintenance										
General Maintenance & Repairs										
	8/3/2021	2619039	RRWCID District Area	Cleaning at a Detention Pond; DENISE COVE STORMWATER CHANNEL; CLEAR VEGETATION FROM BULL ROCK. REMOVE SEDIMENT FROM INLET	\$126.73	\$139.68	\$6.21	\$0.00	\$272.62	N
				General Maintenance & Repairs Total	\$126.73	\$139.68	\$6.21	\$0.00	\$272.62	
DP2-3										
General Maintenance & Repairs										
	8/4/2021	2617180	Reunion Blvd DP2-3	General Repairs of an Asset at a Detention Pond; WELD RING ONTO END OF GATE TO SECURE WITH CHAIN. CLEAN TRASH FROM INLET	\$390.37	\$350.07	\$7.76	\$0.00	\$748.20	N
				General Maintenance & Repairs Total	\$390.37	\$350.07	\$7.76	\$0.00	\$748.20	
				DP2-3 Total	\$390.37	\$350.07	\$7.76	\$0.00	\$748.20	
				DP Total	\$517.09	\$489.75	\$13.97	\$0.00	\$1,020.81	

1223

INFRAMARK, LLC

03 Sep 2021 02:45:55PM CST

DISTRICT : REUNION RANCH WCID

Go Green! Think before you print.

INVOICE NO. 1134180 - DETAIL

INVOICE DATE: 9/3/2021

Work Type/Sub-Category	Date Complete	WO Number	Address	Task Details	Equipment Costs	Labor Costs	Materials/Other Service Costs	Sales Tax Total	Total Costs	B/C
Maintenance, Lift Station LS1										
General Maintenance & Repairs	8/23/2021	2377851	340 Adam Ct	General Repair or Maintenance of an Asset at a Lift Station; WET WELL CONTROLS NEED TO BE ADJUSTED DateSched: 10/26/20	\$787.50	\$1,806.16	\$644.87	\$0.00	\$3,238.53	N
Preventative Maintenance				General Maintenance & Repairs Total	\$787.50	\$1,806.16	\$644.87	\$0.00	\$3,238.53	
	8/11/2021	2615803	340 Adam Ct	Three Month Mechanical Lubrication PM (Mechanical); Sched#: 6527 SchedType: MECH DateSched: 09/02/21	\$325.00	\$438.64	\$1.17	\$0.00	\$764.81	N
				Preventative Maintenance Total	\$325.00	\$438.64	\$1.17	\$0.00	\$764.81	
				LS1 Total	\$1,112.50	\$2,244.80	\$646.05	\$0.00	\$4,003.35	
				LS Total	\$1,112.50	\$2,244.80	\$646.05	\$0.00	\$4,003.35	4200
Maintenance, Sewer										
General Maintenance & Repairs	8/19/2021	2634677	278 Delayne Dr	Grinder Pump Inspection; DateSched: 08/19/21	\$35.00	\$91.02	\$3.11	\$0.00	\$129.13	N
				General Maintenance & Repairs Total	\$35.00	\$91.02	\$3.11	\$0.00	\$129.13	4200

DISTRICT : REUNION RANCH WCID

Go Green! Think before you print.

INVOICE NO. 1134180 - DETAIL

INVOICE DATE: 9/3/2021

Work Type/Sub-Category	Date Completed	WO Number	Address	Task Details	Equipment Costs	Labor Costs	Materials/Other Service Costs	Sales Tax Total	Total Costs	BIC
Inspections	8/23/2021	2636029	3093 Reunion Blvd	Sewer Line Final Inspection Televising;	\$0.00	\$0.00	\$150.00	\$0.00	\$150.00	N
				Inspections Total	\$0.00	\$0.00	\$150.00	\$0.00	\$150.00	6220
Maintenance, Sewer Plant				MS Total	\$35.00	\$91.02	\$153.11	\$0.00	\$279.13	
SP1										
Administrative Services										
	8/12/2021	2629235	100 Jayne Cove	Miscellaneous Compliance Duties Performed for a District;	\$0.00	\$61.05	\$0.00	\$0.00	\$61.05	N
				Administrative Services Total	\$0.00	\$61.05	\$0.00	\$0.00	\$61.05	6120
Construction Maintenance	8/3/2021	2619760	100 Jayne Cove	Repair, Replace, Adjust, Recondition a Sewer System Asset; Leaking pipes behind the build( due to broken pipe connected to effluent line).	\$986.50	\$2,289.02	\$212.59	\$0.00	\$3,488.11	N
				Construction Maintenance Total	\$986.50	\$2,289.02	\$212.59	\$0.00	\$3,488.11	6200



Work Type/Sub Category	Date Complete	WO Number	Address	Task Details	Equipment Costs	Labor Costs	Materials/Other Service Costs	Sales Tax Total	Total Costs	B/C
General Maintenance & Repairs	8/5/2021	2505701	100 Jayne Cove	General Repair or Maintenance of an Asset at a Sewer Treatment Plant; SCHEDULE WWTS FOR WASTE HAUL (4 LOADS). SCHEDULE ALTRAMAN TO INVESTIGATE DECANT VALVE NOT WORKING DateSched: 03/27/21	\$959.75	\$4,056.01	\$28,237.66	\$0.00	\$33,253.42	N
	8/5/2021	2549564	100 Jayne Cove	Meet and/or Assist Consultants or Contractors at a Sewer Treatment Plant; > Notes: Reunion Ranch , met with contractor and WWTS disposal Special , talk to contractor about the rehab of the facility , directing WWTS around the plant also met with contractor about the Drip Skid Pump.	\$88.00	\$580.87	\$0.00	\$0.00	\$668.87	N
	8/1/2021	2591994	100 Jayne Cove	Billable Operations at a Sewer Treatment Plant; Sched#: 4259 SchedType: DateSched: 07/01/21	\$286.00	\$1,453.02	\$0.00	\$0.00	\$1,739.02	N
	8/1/2021	2592106	100 Jayne Cove	Billable Operations at a Sewer Treatment Plant; Sched#: 7587 SchedType: DateSched: 07/01/21	\$605.00	\$2,592.66	\$0.00	\$0.00	\$3,197.66	N
	8/6/2021	2610002	100 Jayne Cove	General Repair or Maintenance of an Asset at a Sewer Treatment Plant; Eq pump 2 overtemp and seal fail alarms	\$1,081.25	\$1,354.79	\$1,422.29	\$0.00	\$3,858.33	N
	8/3/2021	2620070	100 Jayne Cove	General Repair or Maintenance of an Asset at a Sewer Treatment Plant; gsl level cable is broken	\$26.25	\$68.16	\$0.00	\$0.00	\$94.41	N
	8/4/2021	2622082	100 Jayne Cove	General Repair or Maintenance of an Asset at a Sewer Treatment Plant; GST level	\$38.50	\$183.56	\$0.00	\$0.00	\$222.06	N
	8/1/2021	2626358	100 Jayne Cove	Investigate a Problem at a Sewer Treatment Plant; zone 1 alarm	\$11.00	\$36.91	\$0.00	\$0.00	\$47.91	N

Work Type/Sub-Category	Date Complete	WO Number	Address	Task Details	Equipment Costs	Labor Costs	Materials/Other Service Costs	Sales Tax Total	Total Costs	B/C
	8/18/2021	2632701	100 Jayne Cove	General Repair or Maintenance of an Asset at a Sewer Treatment Plant; Move shelves out of building	\$110.00	\$369.13	\$0.00	\$0.00	\$478.13	N
				General Maintenance & Repairs Total	\$3,205.75	\$10,695.11	\$29,659.95	\$0.00	\$43,660.81	6200 10367.39
Preventative Maintenance										6217 33255.42
	8/11/2021	2594486	100 Jayne Cove	Two Month Mechanical Lubrication PM (Mechanical); Sched#: 6536 SchedType: MECH DateSched: 07/02/21	\$175.00	\$236.19	\$1.17	\$0.00	\$412.36	N
	7/29/2021	2594526	100 Jayne Cove	Flow Meter PM (Calibration) must verify work type; Sched#: 6543 SchedType: CAL DateSched: 07/01/21	\$136.50	\$311.46	\$0.00	\$0.00	\$447.96	N
				Preventative Maintenance Total	\$311.50	\$547.65	\$1.17	\$0.00	\$860.32	6200
Sludge & Waste Disposal										
	7/11/2021	2592037	100 Jayne Cove	General Sludge Management; Sched#: 5811 SchedType: DateSched: 07/01/21	\$0.00	\$0.00	\$48,597.56	\$0.00	\$48,597.56	N
				Sludge & Waste Disposal Total	\$0.00	\$0.00	\$48,597.56	\$0.00	\$48,597.56	6217
				SP1 Total	\$4,503.75	\$13,592.83	\$78,471.27	\$0.00	\$96,567.85	
				SP Total	\$4,503.75	\$13,592.83	\$78,471.27	\$0.00	\$96,567.85	
Maintenance, Water										
CSI Inspections										
	8/4/2021	2609516	1175 Jacksdaw Dr	Customer Service Re-Inspection - Fixture - Residential; CALL MATT FOR ACCESS- MATT 512-962-1620 DateSched: 07/23/21	\$0.00	\$0.00	\$50.00	\$0.00	\$50.00	Y
	8/4/2021	2621770	546 Delayne Dr	Customer Service Inspection - Wall - Residential; DateSched: 08/04/21	\$0.00	\$0.00	\$50.00	\$0.00	\$50.00	N

Work Type/Sub Category	Date Complete	WO Number	Address	Task Details	Equipment Costs	Labor Costs	Materials/Other Service Costs	Sales Tax Total	Total Costs	BIC
	8/12/2021	2624827	559 Delayne Dr	Customer Service Inspection - Slab - Residential; DateSched: 08/09/21	\$0.00	\$0.00	\$50.00	\$0.00	\$50.00	N
	8/10/2021	2626817	501 Katie Dr	Customer Service Re-Inspection - Fixture - Residential; DateSched: 08/10/21	\$0.00	\$0.00	\$50.00	\$0.00	\$50.00	Y
	8/16/2021	2631419	1074 Jacksdaw Dr	Customer Service Re-Inspection - Fixture - Residential; DateSched: 08/16/21	\$0.00	\$0.00	\$50.00	\$0.00	\$50.00	Y
	8/18/2021	2633033	175 Delayne Dr	Customer Service Inspection - Slab - Residential; DateSched: 08/18/21	\$0.00	\$0.00	\$50.00	\$0.00	\$50.00	N
	8/23/2021	2636030	3093 Reunion Blvd	Customer Service Inspection - Fixture - Residential;	\$0.00	\$0.00	\$50.00	\$0.00	\$50.00	N
	8/23/2021	2636068	559 Delayne Dr	Customer Service Re-Inspection - Slab - Residential;	\$0.00	\$0.00	\$50.00	\$0.00	\$50.00	Y
				<b>CSI Inspections Total</b>	\$0.00	\$0.00	\$400.00	\$0.00	\$400.00	1325 200- 6226 200-
General Maintenance & Repairs										
	8/9/2021	2590990	353 Jacksdaw Dr	Customer Move Out - Read Meter, Disconnect or Turn Off Service;	\$0.00	\$0.00	\$25.00	\$0.00	\$25.00	N
	8/12/2021	2628113	RRWCID District Area	Hang Tags in District Area (Delinquent, NSF, customer service notice, boll water notices (active & resend), VMU); 8/12 / HANG 4 RED TAGS IN DISTRICT DateSched: 08/12/21	\$16.50	\$46.07	\$1.55	\$0.00	\$64.13	N
				<b>General Maintenance &amp; Repairs Total</b>	\$16.50	\$46.07	\$26.55	\$0.00	\$89.13	6122
Inspections										
	8/23/2021	2636028	3093 Reunion Blvd	Irrigation System Inspection - Residential;	\$28.50	\$75.37	\$0.00	\$0.00	\$103.87	N
				<b>Inspections Total</b>	\$28.50	\$75.37	\$0.00	\$0.00	\$103.87	6220

Worktype/Sub Category	Date Complete	WO Number	Address	Task Details	Equipment Costs	Labor Costs	Materials/Other Service Costs	Sales Tax Total	Total Costs	B/C
Site Inspections										
	8/12/2021	2616822	1331 Jacksdaw Dr	Final Site Survey Re-Inspection - Residential; DateSched: 07/30/21	\$0.00	\$0.00	\$50.00	\$0.00	\$50.00	Y
	8/10/2021	2626815	501 Katie Dr	Final Site Survey Re-Inspection - Residential; DateSched: 08/10/21	\$0.00	\$0.00	\$50.00	\$0.00	\$50.00	Y
	8/16/2021	2631420	1074 Jacksdaw Dr	Final Site Survey Re-Inspection - Residential; DateSched: 08/16/21	\$0.00	\$0.00	\$50.00	\$0.00	\$50.00	Y
	8/16/2021	2631422	1242 Jacksdaw Dr	Final Site Survey Re-Inspection - Residential; DateSched: 08/16/21	\$0.00	\$0.00	\$50.00	\$0.00	\$50.00	Y
	8/16/2021	2631423	1271 Jacksdaw Dr	Final Site Survey Re-Inspection - Residential; DateSched: 08/16/21	\$0.00	\$0.00	\$50.00	\$0.00	\$50.00	Y
	8/18/2021	2633034	175 Delayne Dr	Pre-site Inspection - Residential; DateSched: 08/18/21	\$0.00	\$0.00	\$50.00	\$0.00	\$50.00	N
				Site Inspections Total	\$0.00	\$0.00	\$300.00	\$0.00	\$300.00	1325 250-
				MW Total	\$45.00	\$121.44	\$726.55	\$0.00	\$893.00	4220 50-
Sewer Tap Inspection										
Inspections										
	8/5/2021	2622837	148 Jacksdaw Dr	Sewer Tap Line Inspection - Residential; DateSched: 08/05/21	\$0.00	\$0.00	\$35.00	\$0.00	\$35.00	N
	8/19/2021	2634673	278 Delayne Dr	Sewer Tap Line Inspection - Residential; DateSched: 08/19/21	\$0.00	\$0.00	\$35.00	\$0.00	\$35.00	N
				Inspections Total	\$0.00	\$0.00	\$70.00	\$0.00	\$70.00	4220
				TS Total	\$0.00	\$0.00	\$70.00	\$0.00	\$70.00	
Water Tap Inspection										
Taps & Inspections										
	8/5/2021	2622836	148 Jacksdaw Dr	Water Tap Inspection - Residential; DateSched: 08/05/21	\$0.00	\$0.00	\$35.00	\$0.00	\$35.00	N
	8/5/2021	2622838	148 Jacksdaw Dr	Install 3/4" Residential Tap and Set Meter; DateSched: 08/05/21	\$26.25	\$68.27	\$1.10	\$0.00	\$95.62	N

INFRAMARK, LLC

03 Sep 2021 02:45:55PM CST

DISTRICT : REUNION RANCH WCID

Go Green! Think before you print.

INVOICE NO. 1134180 - DETAIL

INVOICE DATE: 9/3/2021

Work Type/Sub Category	Date Complete	WO Number	Address	Task Details	Equipment Costs	Labor Costs	Materials/Other Service Costs	Sales Tax Total	Total Costs	B/C
	8/5/2021	2623712	151 Delayne Dr	Install 3/4" Residential Tap and Set Meter;	\$26.25	\$68.27	\$0.76	\$0.00	\$95.28	N
	8/5/2021	2623713	175 Delayne Dr	Install 3/4" Residential Tap and Set Meter;	\$26.25	\$68.27	\$0.76	\$0.00	\$95.28	N
	8/19/2021	2634672	278 Delayne Dr	Water Tap Inspection - Residential; DateSched: 08/19/21	\$0.00	\$0.00	\$35.00	\$0.00	\$35.00	N
				Taps & Inspections Total	\$78.75	\$204.81	\$72.62	\$0.00	\$356.18	6220
				TW Total	\$78.75	\$204.81	\$72.62	\$0.00	\$356.18	
				Invoice Total	\$6,292.09	\$16,744.66	\$80,153.57	\$0.00	\$103,190.31	



Lower Colorado River Authority  
 Questions for firm raw water service, call (512) 730-6757  
 www.lcra.org

Previous Balance	\$4,454.72
Payments	\$(4,454.72)
Credits / Adjustments	\$0.00
Balance Forward	\$0.00
Current Charges	\$4,828.06
Account Balance	\$4,828.06



REUNION RANCH WCID  
 C/O BOTT & DOUTHITT, PLLC  
 ATTN: LISA WALD  
 PO BOX 2445  
 ROUND ROCK TX 78680-2445

By/Date Received: 10/9-7-21  
 By/Date Posted: 1/3-9-12-21  
 Approved for Payment: \_\_\_\_\_  
 Hand Delivered to: \_\_\_\_\_  
 Mailed By/Date: \_\_\_\_\_  
 GL#: 6205 2713.48  
4150 2114.58

Service Address:  
 Account Type: Raw Firm (PUA)  
 Contract: 800-018-8425-B

Account	Customer	Statement Date	Due Date
00548605	00602793	08/31/21	09/30/21

Service From	Service to	Meter	Days	Previous Read	Current Read	Use (Gal)
07/02/21	08/02/21	66514301	31	180589.00	192712.00	12,123,000.00
07/02/21	08/02/21	LOSS-RR	31	180589.00	192712.00	72,738.00

**BILLING DETAILS**

Transaction Description	Consumption	Rate	Amount
Previous Balance			\$4,454.72
Payment - Thank You			\$(4,454.72)
	Balance Forward		\$0.00
<b>Raw Water</b>			
Monthly Reservation Fee	29.17	\$72.50	\$2,114.58
Raw Water - Firm	37.43	\$72.50	\$2,713.48
	Current Charges		\$4,828.06
	Account Balance		\$4,828.06

MAQ = 350.00 AF

Month	Use (AF)
Jan 2021	17.14
Feb 2021	12.12
Mar 2021	12.74
Apr 2021	19.66
May 2021	30.65
Jun 2021	19.06
Jul 2021	32.28
Aug 2021	37.43
<b>TOTAL</b>	<b>181.07</b>

1 AF = 325,851 gallons

LCRA is offering water conservation rebates, including mulch/compost and irrigation evaluations. To get more detailed information and

**PAYMENT OPTIONS**

Mail:  
 PO Box 301589  
 Dallas, TX 75303-1589

Online:  
 lcra.org/paywaterbill

In Person:  
 Local HEB  
 (HEB charges a fee)

ACH:  
 JPMorgan Chase Bank of Texas  
 ABA #111-000-614  
 Account #09922872675

Wire:  
 JPMorgan Chase Bank of Texas  
 ABA #021-000-021  
 Account #09922872675

Accounts may be subject to penalty charges if payment is not received by the due date

Return this portion with your payment. Allow 5 days by mail.

Account	Customer	Statement Date	Due Date	Account Balance
00548605	00602793	08/31/21	09/30/21	\$4,828.06



REUNION RANCH WCID  
 C/O BOTT & DOUTHITT, PLLC  
 ATTN: LISA WALD  
 PO BOX 2445  
 ROUND ROCK TX 78680-2445

Remit To:  
 LCRA  
 PO Box 301589  
 Dallas, TX 75303-1589



Murfee Engineering Company

Reunion Ranch WCID  
VIA EMAIL  
c/o Bott and Douthitt  
PO BOX 2445  
Round Rock, TX 78680

Invoice number 44971  
Date 09/03/2021  
Project 12002 Reunion Ranch

Professional Engineering Services Rendered Through August 31, 2021

PROFESSIONAL FEES

12002-114 210 Conversion for RR WCID

	Hours	Rate	Billed Amount
<b>Project Manager</b>			
Andrea Wyatt	8.50	175.00	1,487.50
<b>Project Admin - Construction</b>			
Scott Beardsworth	0.75	80.00	60.00
<b>Engineering Technician I</b>			
Philip E. Parker	12.00	95.00	1,140.00
<b>PROFESSIONAL FEES subtotal</b>	<b>21.25</b>		<b>2,687.50</b>
		<b>Invoice total</b>	<b>2,687.50</b>

By/Date Received: JB 9-3-21  
By/Date Posted: JB 9-12-21  
Approved for Payment \_\_\_\_\_  
Hand Delivered to: \_\_\_\_\_  
Taken By/Date: \_\_\_\_\_  
Clerk: 4342

# Murfee Engineering Company

Reunion Ranch WCID  
VIA EMAIL  
c/o Bott and Douthitt  
PO BOX 2445  
Round Rock, TX 78680

Invoice number 44972  
Date 09/03/2021  
Project 12002 REUNION RANCH

Professional Engineering Services Rendered Through August 31, 2021

\$1,500 per month

Description	Contract Amount	Prior Billed	Current Billed
12002-115 District Engineering 2020-2021	18,000.00	15,000.00	1,500.00
Total	18,000.00	15,000.00	1,500.00

Invoice total **1,500.00**

By/Date Received: JB 9-3-21  
By/Date Posted: JB 9-12-21  
Approved for Payment: \_\_\_\_\_  
Hand Delivered to: \_\_\_\_\_  
Mailed By/Date: \_\_\_\_\_  
GL#: 6340

1101 Capital of Texas Highway South • Building D, Suite 110 • Austin, Texas 78746 • 512/327-9204 • TBPE F353

Reunion Ranch WCID

Invoice number 44972

Invoice date 09/03/2021





Murfee Engineering Company

Reunion Ranch WCID  
VIA EMAIL  
c/o Bolt and Douthitt  
PO BOX 2445  
Round Rock, TX 78680

Invoice number 44973  
Date 09/03/2021  
Project 12002 Reunion Ranch

Professional Engineering Services Rendered Through August 31, 2021

Odor control testing and coordination; cost share coordination and application; budgeting.

PROFESSIONAL FEES

12002-116 District Engineering Additional Services 2020-2021

	Hours	Rate	Billed Amount
Project Manager			
Andrea Wyatt	10.00	175.00	1,750.00
PROFESSIONAL FEES subtotal	10.00		1,750.00
		Invoice total	1,750.00

By/Date Received: JB 9-3-21  
By/Date Posted: JB 9-12-21  
Approved for Payment: \_\_\_\_\_  
Hand Delivered to: \_\_\_\_\_  
Mailed By/Date: \_\_\_\_\_  
GL#: 4340



**SOMMERS**  
MARKETING

**5900 Southwest Parkway  
Suite 5-520  
Austin, TX 78735  
512-330-0500**

**8/30/2021**

**Reunion Ranch  
Jeniffer Concienne  
Willatt & Flickinger, PLLC  
12912 Hill Country Blvd., Suite F-232  
Austin, TX 78738**

Job Code	Invoice #	Terms
	7629	Net 30

Description	Amount
August Website Edits	600.00
Reedits to site to post newest status update from August 6	
Edits to site to add agenda and agenda package for August 17 Board meeting	
Edits to site to post minutes from June 15 Board meeting	
Edits to site to add new rules and regulations document	
Edits to site to post newest status update from August 13	
Edits to site to post supplements for August 17 Board meeting (2 occasions)	
Edits to site to post video recording from August 17 Board meeting	
Edits to site to update timing and in-person status of future Board meetings	
Edits to site to post newest status update from August 20	
Edits to site to post minutes from July 20 Board meeting	
Edits to site to add Notice of Public Hearing on Tax Rate	
Edits to site to post newest status update from August 27	
Email Marketing	600.00
Set up of edited email content, importing of new contacts from website and distribution of Constant Contact distribution for August 6 status update	
Set up of edited email content, importing of new contacts from website and distribution of Constant Contact distribution for August 13 status update	
Set up of edited email content, importing of new contacts from website and distribution of Constant Contact distribution for August 20 status update	
Set up of edited email content, importing of new contacts from website and distribution of Constant Contact distribution for August 27 status update	
Sales Tax - 8.25%	0.00

The stated price includes Texas sales or use taxes, if applicable

<b>Total</b>	<b>\$1,200.00</b>
<b>Payments/Credits</b>	<b>\$0.00</b>
<b>Balance Due</b>	<b>\$1,200.00</b>

**Please remit payment to:**

**Sommers Marketing + Public Relations  
5900 Southwest Parkway, Suite 5-520  
Austin, TX 78735**

By/Date Received: 8/30/21

By/Date Posted: 9-12-21

Approved for Payment: \_\_\_\_\_

Hand Delivered to: \_\_\_\_\_

Checked By/Date: \_\_\_\_\_

\_\_\_\_\_ 6700



WEST TRAVIS COUNTY PUBLIC UTILITY AGENCY  
 13215 BEE CAVE PKWY  
 BLDG B, STE 110  
 BEE CAVE, TX 78738  
 (512) 263-0125 or www.wtcpu.org  
 Please make checks payable to WTCPUA

Account Number	AMOUNT DUE
290523-00061-00	\$33,747.23
Due Date	After Due Date Pay
9/30/2021	\$35,772.06
Service Address	
136 JACKSAW Dr	
Amount Enclosed	

REUNION RANCH WCID  
 C/O BOTT & DOUTHITT, PLLC  
 ATTN: LISA WALD  
 P.O. BOX 2445  
 ROUND ROCK, TX 78680

WTCPUA  
 13215 BEE CAVE PKWY  
 BLDG B, STE 110  
 BEE CAVE, TX 78738

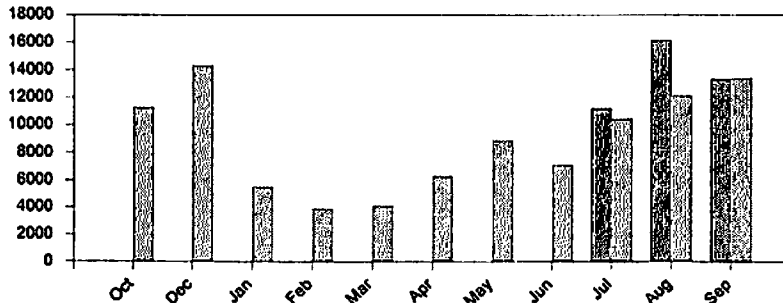
There will be a charge on all returned checks.  
 Please return this portion with your payment.  
 When paying in person, please bring both portions of this bill.

CUSTOMER ACCOUNT INFORMATION - RETAIN FOR YOUR RECORDS

Name			Service Address		Account Number	
REUNION RANCH WCID			136 JACKSAW Dr		290523-00061-00	
Status	Service Dates		# Days	Bill Date	Due Date	Penalty Date
	From	To				
Active	8/2/2021	9/1/2021	30	9/3/2021	9/30/2021	10/1/2021

PREVIOUS BALANCE	\$31,539.53
PAYMENTS	(\$31,539.53)
ADJUSTMENTS	\$0.00
PENALTIES	\$0.00
PAST DUE AMOUNT	\$0.00

METER #	CURRENT READING	PREVIOUS READING	USAGE (In 1000 Gallons)	
66514301	206,173	192,712	13,461	
			Wholesale Water	\$22,210.65
			Monthly Charge	\$11,536.58
			CURRENT BILL	\$33,747.23
			AMOUNT DUE	\$33,747.23
			AMOUNT DUE AFTER 09/30/2021	\$35,772.06



Oct 2019 to Sep 2020    Oct 2020 to Sep 2021

Hours of Operation - 8:00-12:00, 1:00-5:00 Mon-Fri

By/Date Received: JB 9-3-21  
 By/Date Posted: JB 9-12-21  
 Approved for Payment: \_\_\_\_\_  
 Hand Delivered to: \_\_\_\_\_  
 Mailed By/Date: \_\_\_\_\_  
 GL#: 6159 11536.58  
6205 22210.45

**HILLATT & LIC NGER, PLLC**  
**ATTORNEYS AT LAW**

12912 HILL COUNTRY BLVD., SUITE F-232 • AUSTIN, TEXAS 78738 • (512) 476-6604 • FAX (512) 469-9148

August 31, 2021

**VIA ELECTRONIC ON ONLY**

Ms. Mary H. Bott, CPA  
 Bott & Douthitt, PLLC  
 P.O. Box 2445  
 Round Rock, Texas 78680-2445

**Re: Billing for Professional Services Rendered**

Dear Mary:

Enclosed is our bill for services rendered since the date of last billing for Reunion Ranch WCID

Very

Bill Flickinger

BF/jc  
 Enclosure

cc: Ms. Jessica Benson (Via Email Only)

By/Date Received: Jb 8-31-21  
 By/Date Posted: Jb 9-12-21  
 Approved for Payment: \_\_\_\_\_  
 Hand Delivered to: \_\_\_\_\_  
 Mailed By/Date: \_\_\_\_\_  
 GL#: 6326

**ILLATT & LICKINGER, PLLC**  
**ATTORNEYS AT LAW**

12912 HILL COUNTRY BLVD., SUITE F-232 · AUSTIN, TEXAS 78738 · (512) 476-6604 · FAX (512) 469-9148

August 31, 2021

Bott & Douthitt, PLLC  
P.O. Box 2445  
Round Rock, Texas 78680-2445

FOR PROFESSIONAL SERVICES RENDERED since the date of last billing in connection with Reunion Ranch WCID:

**BILL FLICKINGER**

- 08/04/21 Review action items from last board meeting. (0.5 Hours). Continue revising draft agenda for next board meeting. (0.3 Hours).
- 08/10/21 Continue preparation for upcoming meeting with District operations committee. (0.3 Hours). Continue revising minutes from last board meeting. (0.3 Hours).
- 08/11/21 Continue preparation for next board meeting. (2.1 Hours)
- 08/12/21 Continue review of tax rate calculations, public hearing notice on tax rate and proposed budget. (0.7 Hours). Complete preparation for and meet with Dennis Daniel to prepare for next board meeting. (0.7 Hours). Finalize agenda and continue preparation for next board meeting. (0.2 Hours).
- 08/13/21 Continue preparation for next board meeting. (0.5 Hours). Complete preparation for and attend budget committee meeting on proposed budget and tax rate. (1.2 Hours).
- 08/14/21 Continue preparation for next regular board meeting. (0.5 Hours). Email to Board President on same. (0.2 Hours).
- 08/17/21 Continue preparation for today's board meeting. (1.1 Hours). Email to Taylor Morrison representatives on draft deed for conveyance of common areas. (0.2 Hours). Complete preparation for and attend board meeting. (2.7 Hours).

Attorney BF: 11.5 Hours

August 31, 2021

Page 2

HUNTER HUDSON

- 08/12/21 Review minutes from previous board meeting. (0.7 Hours).
- 08/18/21 Telephone conference with Governor and Attorney General offices regarding Open Meetings and Executive Order. (0.2 Hours).

Attorney HH: 0.9 Hours

CON

- 08/03/21 Receive and review WWTP status update from Andrea Wyatt; arrange for posting on District website. (0.3 Hours). Receive and review lab report; send to Kristi Hester. (0.2 Hours). Send email to Stacy Pandey on cost sharing grant. Begin drafting next agenda. (0.5 Hours).
- 08/04/21 Begin drafting minutes of last board meeting. Continue reviewing action items for the District. Begin preparing for next board meeting. (1.8 Hours). Send email to Andrea Wyatt on LCRA Cost Sharing program. Receive and review reply from Andrea Wyatt on same. (0.4 Hours). Finalize proposed agenda and send to all parties for review. (0.5 Hours). Receive, review and respond to Stacy Pandey on Costing Sharing Application. (0.2 Hours).
- 08/05/21 Add item to draft agenda. (0.2 Hours). Continue drafting minutes of last meeting. (0.6 Hours). Send email to Kristi Hester on information related to pond maintenance. (0.2 Hours). Receive and review Sommers Marketing invoice; send to Jessica Benson for payment. (0.2 Hours). Receive and review HCAD proposed budget. (0.2 Hours). Continue reviewing of tax information for District's tax rate. (1.2 Hours).
- 08/06/21 Continue preparing for next board meeting. Send email to Kristi Hester on next meeting. (0.8 Hours). Review information sent by Kristi Hester on access areas. Respond to her on same. (0.3 Hours).
- 08/10/21 Receive and review email from Ron Meyer on executed documents. Arrange to retrieve same. (0.2 Hours). Receive and review email from Allison Tyler regarding insurance payment. (0.2 Hours). Receive and review WWTP status update; arrange for posting on website. (0.3 Hours). Continue preparing for next week's board meeting. Review PUA water contract. Receive pay estimate for agenda package. (1.3 Hours). Arrange to post minutes and rules on website. Send Rules to Inframark for their files. (0.4 Hours).

August 31, 2021

Page 3

- 08/11/21 Receive, review and respond to Mike Moyer on agenda package. (0.2 Hours). Prepare for tomorrow's committee meeting. Continue drafting tax notice. (0.8 Hours). Receive and review bookkeeper's report for agenda package. Continue preparing same. Receive and review email from Ronja Keyes on manager's report. Receive and review engineer's report from Evan Parker. Send email to Jessica Benson on budget. (1.3 Hours).
- 08/12/21 Receive and review budget from Allen Douthitt. Continue preparing for today's meeting with Dennis Daniel. Continue drafting Notice of Public Hearing on Tax Rate. Participate in committee meeting. Send emails to committee and consultants on budget meeting. Review responses. Telephone conference with Hays Free Press on tax rate publication deadlines. (2.7 Hours). Receive and review email from Kristi Hester attaching photos of access areas around ponds. (0.2 Hours). Receive and review email from Hence Distel on finalize of deed. (0.2 Hours). Finalize agenda and arrange to post with Hays County Clerk. Send agenda to Inframark for posting within the District. Receive building metrics from Mike Moyer. Continue preparing agenda package. Review proposal from Specialized Public Finance on tax rate assistance services. (1.1 Hours).
- 08/13/21 Finalize agenda package and arrange to post agenda and agenda package on website. (1.0 Hour). Receive and review additional Change Order from Andrea Wyatt. Arrange to post additional documents to website. (0.4 Hours). Arrange to post Rules and Regulations on District's website. Send same to Inframark. (0.4 Hours). Receive, review and respond to email from Karin Dyer. (0.2 Hours). Receive and review HCAD notification. (0.2 Hours). Prepare for and participate in today's budget meeting. (1.2 Hours). Receive and review WWTP status update; arrange to posting on website. (0.3 Hours).
- 08/17/21 Review updated tax rate notice from Garry Kimball. Prepared revised Notice of Public Hearing on Tax Rate. Receive and review draft budget from Allen Douthitt. Send same to Board for their review. Arrange to post supplement to District website. Continue preparing for today's board meeting. (1.8 Hours). Receive and review invoice from Hays Free Press on publication of Rules; send same to Jessica Benson for payment. (0.2 Hours). Review emails from Dennis Daniel on conveyance of common areas. Review file on same. (0.5 Hours). Receive and review email from Kay Olson on today's meeting. Complete preparation for and participate in board meeting. (3.3 Hours).
- 08/18/21 Review action items from yesterday's board meeting. Finalize Notice of Public Hearing on Tax Rate and arrange for publication. Finalize Resolution Establishing Offices, Meeting Places and Regular Meeting Times. Arrange for execution package for Dennis Daniel and Ron Meyer. Begin drafting agenda for September

August 31, 2021

Page 4

14<sup>th</sup> meeting. Arrange to post meeting recording on District's website. (1.9 Hours). Send email to Hays Free Press on publication of Notice of Publication Hearing. (0.2 Hours). Draft and send letter to Allen Douthitt enclosing insurance claim payment for processing. (0.5 Hours). Emails with Karin Dreyer on website updates. (0.3 Hours).

08/24/21 Receive and review email from Ron Meyer on execution of documents. Arrange to retrieve same. (0.2 Hours). Receive and review WWTP status update; arrange for posting on website. (0.2 Hours). Receive and review email from Jessica Ortega on insurance renewal. Respond to same with information as requested. (0.4 Hours). Send email to David White on publication of Notice of Public Hearing on Tax Rate. (0.3 Hours). Receive and review emails from Andrea Wyatt on Assessment Management Report. Send same to committee for review. (0.7 Hours). Process executed documentation from last week's board meeting and send to appropriate parties. (0.6 Hours). Review emails on change order for rain delays. (0.2 Hours).

08/25/21 Arrange to post additional documents on District website. (0.3 Hours). Send Resolution Establishing Offices, Meeting Places and Regular Meeting Times to TCEQ for filing and arrange for publication of same. (0.6 Hours). Receive and review email from David White at Hays Free Press on publication. (0.2 Hours). Receive, review and reply to Jessica Ortega on engineer's report on values for insurance renewal. (0.2 Hours). Receive and review TCEQ notification on Emergency Preparedness Plan; send to Manager, Engineer and Board President. (0.2 Hours). Receive invoice for publication of rules; send to Jessica Benson for payment. (0.2 Hours). Receive and review email from Jenifer O'Kane request tax information and Board contact; prepare same and send to her. (0.4 Hours).

08/26/21 Receive and review proof of Notice of Public Hearing and Resolution. Proof same and send back for publication. (0.6 Hours). Begin drafting minutes of last meeting. (1.0 Hour).

08/27/21 Receive and review email from Andrea Wyatt on engineer's report on values for insurance renewal. (0.2 Hours). Respond to David White on publication of Notice of Public Hearing on Tax Rate. (0.2 Hours). Receive and review WWTP status update. Arrange to post same on District website. (0.3 Hours).

08/31/21 Receive and review Sommers Marketing invoice; forward to Jessica Benson for payment. (0.2 Hours). Receive and review emails from Evan Parker and Stacy Pandey on LCRA Cost-Sharing application. (0.2 Hours). Continue drafting next meeting agenda and preparing for same. (0.4 Hours). Confirm publication



August 31, 2021

Page 5

of Notice of Public Hearing on Tax Rate for tomorrow. (0.2 Hours). Continue drafting minutes of last meeting. (0.3 Hours).

Legal Assistant JC: 37.2 Hours

Attorney BF: 11.5 Hours @ \$325.00 per hour	\$3,737.50
Attorney MM: 0 Hours @ \$325.00 per hour	
Attorney HH: 0.9 Hours @ \$325.00 per hour	\$292.50
Legal Assistant JC: 37.2 Hours @ \$115.00 per hour	\$4,278.00

**CLIENT EXPENSES**

448 Photocopies @ \$0.20 each	\$89.60
74 Color Photocopies @ \$0.50 each	\$37.00
Hays County Clerk	\$3.00

**Total Client Expenses**                    \$129.60

**TOTAL AMOUNT DUE**                    \$8,437.60

PLEASE REMIT TO:

Zane Furr  
 908 Madrone Drive  
 Georgetown, Tx 78628  
 (512) 825-7162

Reunion Ranch MUD  
 P.O. Box 2445  
 Round Rock, Texas 78681  
 ATTN: Mary Bott

Invoice Date  
 8/30/2021

Invoice #  
 ZF2021-RR-Aug

Customer ID #

RR

Service Date	Description	
8/4/2021	Reunion Ranch Mow Drip Irrigation Fields	\$620.00
8/4/2021	Reunion Ranch Mow WWTP	\$85.00
8/4/2021	Reunion Ranch Mow Drainage Easement 158 Denise Cove	\$85.00
8/8/2021	Reunion Ranch Mow Drip Irrigation Fields	\$620.00
8/10/2021	Reunion Ranch Mow LS #1	\$25.00
8/10/2021	Reunion Ranch Mow LS #2	\$25.00
8/10/2021	Reunion Ranch Mow Drainage Easement 341 Adam Court	\$85.00
8/10/2021	Reunion Ranch Mow Tiffanie Water Detention Pond	\$150.00
8/10/2021	Reunion Ranch Mow Mary Elise Water Detention Pond	\$150.00
8/10/2021	Reunion Ranch Mow Katie Drive Water Detention Pond	\$150.00
8/10/2021	Reunion Ranch Mow Reunion Blvd Water Detention Pond	\$250.00
8/10/2021	Reunion Ranch Mow Jacksdaw Water Detention Pond	\$250.00
8/19/2021	Reunion Ranch Mow Drip Irrigation Fields	\$620.00
8/24/2021	Reunion Ranch Mow Drip Irrigation Fields	\$620.00
8/30/2021	Reunion Ranch Mow Drip Irrigation Fields	\$620.00
<b>TOTAL DUE UPON RECEIPT</b>		<b>\$4,355.00</b>

Amount Received: 3036.21  
 Date Posted: 8-9-21  
 Amount for Payment: \_\_\_\_\_  
 Amount Due: \_\_\_\_\_  
 Date: 8/14

All Payments Due Upon Receipt. Late Payment Penalty of 5% Applied to Unpaid Balance After

9/29/2021

**REUNION RANCH W.C.I.D.**  
**LUE Fees Collected**  
**Remittance to West Travis County P.U.A.**  
**7/31/2021**

Sec	Address	Lot	Blk	Meter Size	Water Impact Fee
	559 Delayne			3/4"	12,938
<b>TOTALS</b>					<b>\$ 12,938</b>

By/Date Received: \_\_\_\_\_  
 By/Date Posted: JB 9-12-21  
 Approved for Payment: \_\_\_\_\_  
 Hand Delivered to: \_\_\_\_\_  
 Mailed By/Date: \_\_\_\_\_  
 # 2120

**REUNION RANCH W.C.I.D.**  
**LUE Fees Collected**  
**Remittance to West Travis County P.U.A.**  
**8/12/2021**

Sec	Address	Lot	Blk	Meter Size	Water Impact Fee
	347 Katie			3/4"	12,938
<b>TOTALS</b>					<b>\$ 12,938</b>

By/Date Received: \_\_\_\_\_  
 By/Date Posted: 13 9-12-21  
 Approved for Payment: \_\_\_\_\_  
 Hand Delivered to: \_\_\_\_\_  
 Mailed By/Date: \_\_\_\_\_  
 City: 2120

## **Bookkeeper's Account Expenditures**

**REUNION RANCH W.C.I.D. / BOOKKEEPERS ACCOUNT****1803****Pedernales Electric Cooperative**

<b>Date</b>	<b>Type</b>	<b>Reference</b>	<b>Original Amt.</b>	<b>Balance Due</b>	<b>8/20/2021 Discount</b>	<b>Payment</b>
7/31/2021	Bill	3001313435 07/21	22.50	22.50		22.50
7/31/2021	Bill	3001313436 07/21	183.79	183.79		183.79
7/31/2021	Bill	3001313420 07/21	24.55	24.55		24.55
7/31/2021	Bill	3001313424 07/21	1,041.69	1,041.69		1,041.69
					<b>Check Amount</b>	<b>1,272.53</b>

**First Citizens - Bookke****1,272.53**



Questions? Call 888-554-4732
Monday through Friday, 8 a.m. - 6 p.m.
Report an outage: 888-883-3379
pec.coop Se habla Español

Member-owned since 1938
Not-for-profit

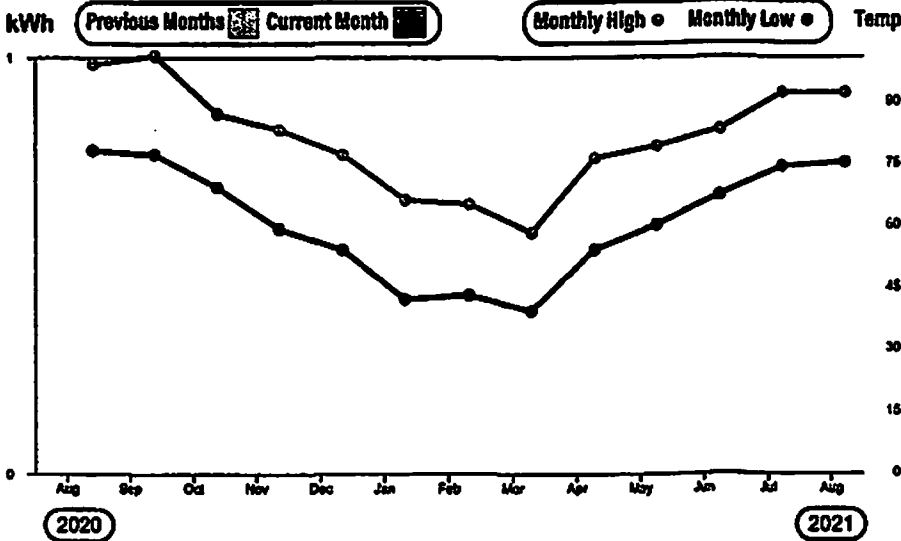
Account #: 3001313435
Member Name: REUNION RANCH WCID
Director District: 4
Bill Date: 08/04/2021



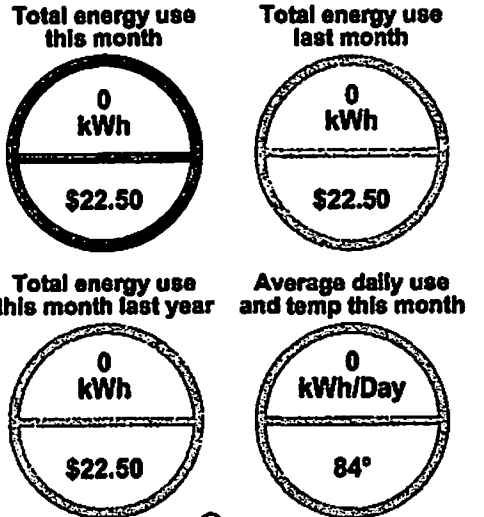
This bill does not reflect payments after 08/04/2021.
Charge detail found on the back of this page.

Service Address: 551 KATHIE DRIVE

Monthly energy use



Energy comparison



By/Date Received: 8-9-21

By/Date Posted: 8-21-21

Hand Delivered to: PEC

Mailed By/Date: credits for more information.

GL#: 4230

IMPORTANT MEMBER INFORMATION

Keep shifting and saving energy during Power Rush Hour! Set your thermostat at 78 degrees or higher during peak hours from 2-7 p.m.
Learn more at pec.coop/power-rush-hour.

Your 2020 capital credit allocation is \$20.55. Please refer to the enclosed bill insert or visit pec.coop/capital-credits for more information.

PLEASE DETACH AND RETURN BOTTOM PORTION WITH YOUR PAYMENT - WHEN PAYING IN PERSON BRING ENTIRE STATEMENT

KEEP THIS STATEMENT FOR YOUR RECORDS



Pedernales Electric Cooperative
PO Box 1 • Johnson City, TX 78636

Bill Date 08/04/2021
Account # 3001313435
Current charges due 08/21/2021 \$22.50
Late amount after 08/21/2021 \$22.50

- Check this box to opt in to PEC Power of Change!
One time donation
Recurring donation

Kiosk barcode



Mail payment to:

Pedernales Electric Cooperative, Inc.
PO Box 1
Johnson City, TX 78636-0001



REUNION RANCH WCID
C/O BOFF & DOUTHETT
PO BOX 2445
ROUND ROCK TX 78680-2445




46076300131343500000225000002250080420216



Questions? Call 888-554-4732  
Monday through Friday, 8 a.m. - 6 p.m.  
Report an outage: 888-883-3379  
pec.coop Se habla Español

Member-owned since 1938  
Not-for-profit

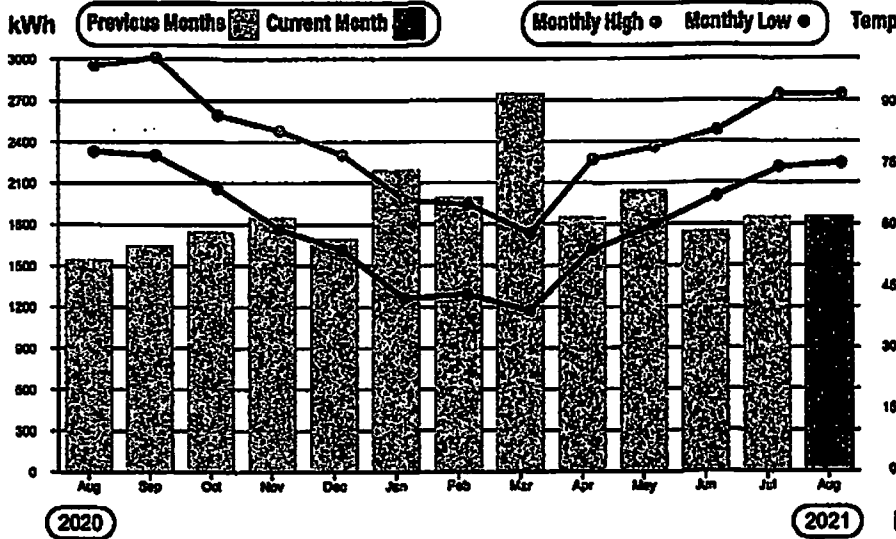
Account #: 3001313436  
Member Name: REUNION RANCH WCID  
Director District: 4  
Bill Date: 08/04/2021



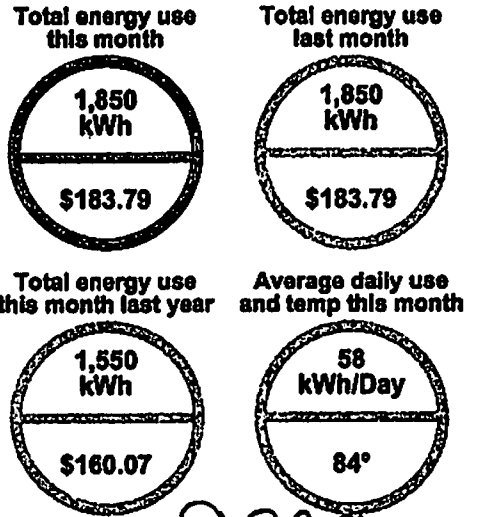
This bill does not reflect payments after 08/04/2021.  
Charge detail found on the back of this page.

BRICK CHIMNEY / KATE DRIVE / WEE STATION

### Monthly energy use



### Energy comparison



By/Date Received: 08-9-21  
By/Date Posted: 12-8-21  
Hand Delivered to: MEL  
Mailed By/Date: [blank]  
GL#: 0230

**IMPORTANT MEMBER INFORMATION**  
Keep shifting and saving energy during Power Rush Hour! Set your thermostat at 78 degrees or higher during peak hours from 2-7 p.m.  
Learn more at pec.coop/power-rush-hour.  
Your 2020 capital credit allocation is \$118.02. Please refer to the enclosed bill insert or visit pec.coop/capital-credits for more information.

KEEP THIS STATEMENT FOR YOUR RECORDS  
PLEASE DETACH AND RETURN BOTTOM PORTION WITH YOUR PAYMENT - WHEN PAYING IN PERSON BRING ENTIRE STATEMENT



Pedernales Electric Cooperative  
PO Box 1 • Johnson City, TX 78636

Bill Date: 08/04/2021  
Account #: 3001313436  
Current charges due 08/21/2021: \$183.79  
Late amount after 08/21/2021: \$202.17

- Check this box to opt in to PEC Power of Change!
- One time donation     Recurring donation \_\_\_\_\_

Kiosk barcode   
Mail payment to:  
Pedernales Electric Cooperative, Inc.  
PO Box 1 Johnson City, TX 78636-0001

REUNION RANCH WCID  
C/O BOTT & DOOTHITT  
PO BOX 2445  
ROUND ROCK TX 78680-2445



460763001313436000018379000020217080420216





Questions? Call 888-554-4732  
Monday through Friday, 8 a.m. - 6 p.m.  
Report an outage: 888-883-3379  
pec.coop Se habla Español

Member-owned since 1938  
Not-for-profit

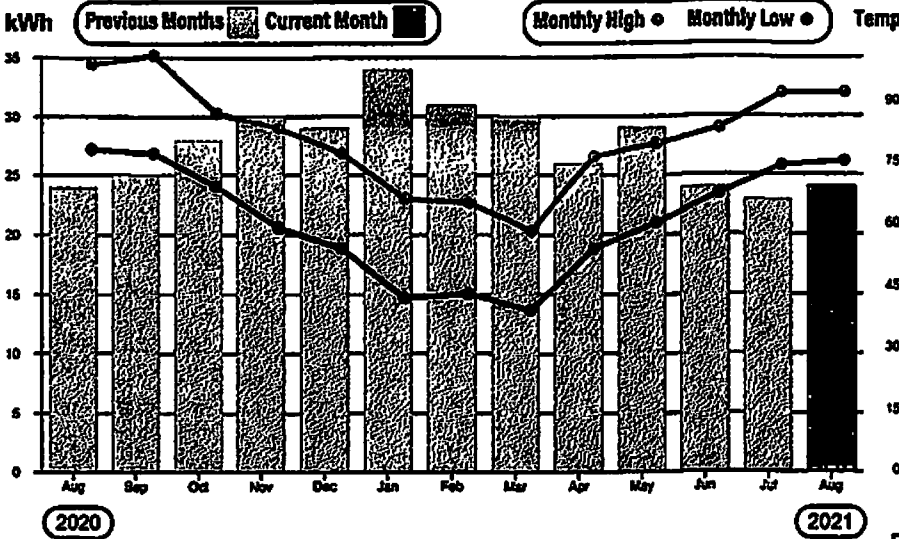
Account #: 3001313420  
Member Name: REUNION RANCH WCID  
Director District: 4  
Bill Date: 08/04/2021




This bill does not reflect payments after 08/04/2021.  
Charge detail found on the back of this page.

Service/Address: 111 MARGARET CIRCLE

Monthly energy use



Energy comparison



By/Date Received: 10/8-9-21

**IMPORTANT MEMBER INFORMATION** Posted: 8/20/21  
Keep shifting and saving energy during Power Rush Hour! Set your thermostat at 78 degrees or higher during peak hours from 7-7 p.m. Learn more at pec.coop/power-rush-hour.  
Your 2020 capital credit allocation is \$18.45. Please refer to the enclosed bill insert or visit pec.coop/capital-credits for more information.  
Approved for Payment: [Signature]  
Hand Delivered to: [Signature]  
Mailed By/Date: [Signature]

GL#: 4230

PLEASE DETACH AND RETURN BOTTOM PORTION WITH YOUR PAYMENT - WHEN PAYING IN PERSON BRING ENTIRE STATEMENT



Pedernales Electric Cooperative  
PO Box 1 • Johnson City, TX 78636

Bill Date: 08/04/2021  
Account #: 3001313420  
Current charges due 08/21/2021: \$24.55  
Late amount after 08/21/2021: \$24.55

- Check this box to opt in to PEC Power of Change!
- One time donation  Recurring donation \_\_\_\_\_

Kiosk barcode



Mail payment to:

Pedernales Electric Cooperative, Inc.  
PO Box 1 Johnson City, TX 78636-0001 21

7182 2 AB 0.428  
REUNION RANCH WCID  
C/O BOFF & DOUTHITT  
PO BOX 2445  
ROUND ROCK TX 78680-2445

5 7182  
C-30



460763001313420000002455000002455080420217



Questions? Call 888-554-4732  
Monday through Friday, 8 a.m. - 6 p.m.  
Report an outage: 888-883-3379  
pec.coop Se habla Español

Member-owned since 1938  
Not-for-profit

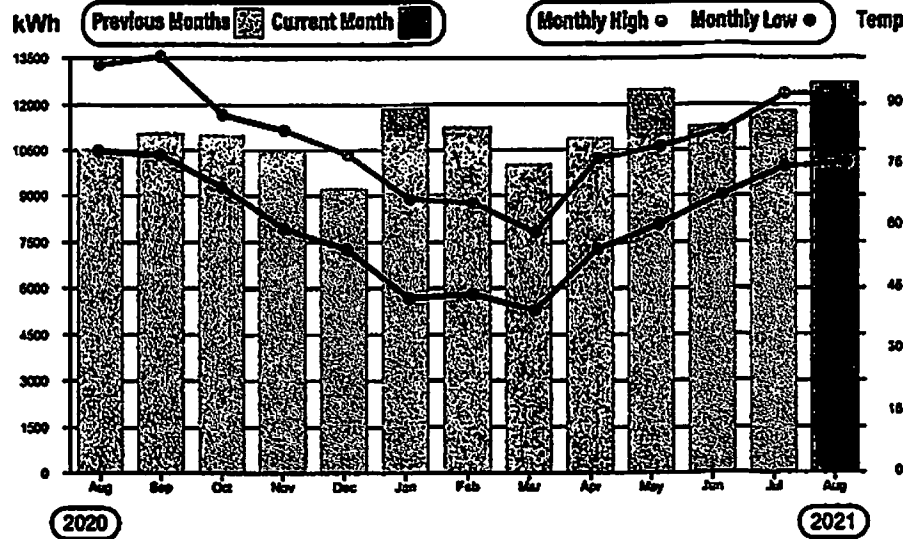
Account #: 3001313424  
Member Name: REUNION RANCH WCID  
Director District: 4  
Bill Date: 08/04/2021



667155 Adm 1361 REUNION RCH BLVD & FM  
1828

This bill does not reflect payments after 08/04/2021.  
Charge detail found on the back of this page.

### Monthly energy use



### Energy comparison

Total energy use this month <b>12,700 kWh</b> \$1,041.69	Total energy use last month <b>11,800 kWh</b> \$970.53
Total energy use this month last year <b>10,550 kWh</b> \$871.70	Average daily use and temp this month <b>397 kWh/Day</b> 84°

By/Date Received: 08-09-21  
By/Date Posted: 08-20-21  
Approved for Payment: [Signature]  
Hand Delivered to: PEC  
Mailed By/Date: [Signature]  
GL#: 6230

**IMPORTANT MEMBER INFORMATION**  
Keep shifting and saving energy during Power Rush Hour! Set your thermostat at 78 degrees or higher during peak hours from 2-7 p.m. Learn more at pec.coop/power-rush-hour.  
Your 2020 capital credit allocation is \$588.37. Please refer to the enclosed bill insert or visit pec.coop/capital-credits for more information.

KEEP THIS STATEMENT FOR YOUR RECORDS  
PLEASE DETACH AND RETURN BOTTOM PORTION WITH YOUR PAYMENT - WHEN PAYING IN PERSON BRING ENTIRE STATEMENT



Pedernales Electric Cooperative  
PO Box 1 • Johnson City, TX 78636

Bill Date: 08/04/2021  
Account #: 3001313424  
Current charges due 08/21/2021: \$1,041.69  
Late amount after 08/21/2021: \$1,145.86

- Check this box to opt in to PEC Power of Change!
- One time donation     Recurring donation \_\_\_\_\_

Kiosk barcode:   
Mail payment to:  
Pedernales Electric Cooperative, Inc.  
PO Box 1  
Johnson City, TX 78636-0001

REUNION RANCH WCID  
C/O BOFF & DOUZHITT  
PO BOX 2445  
ROUND ROCK TX 78680-2445



460763001313424000104169000114586080420217

REUNION RANCH W.C.I.D. / BOOKKEEPERS ACCOUNT

Date Type Reference  
8/3/2021 Bill 512-288-5641 08/21

Original Amt.  
193.38

Balance Due  
193.38

8/20/2021

Discount

Check Amount

Payment  
193.38  
193.38

1805

First Citizens - Bookke Telephone - August 2021

193.38

Greatland [L81064M1B] 8954266



# AT&T

REUNION RANCH  
PO BOX 2445  
ROUND ROCK TX 78680 - 2445

Page 1 of 2  
Account Number 512 288-5641 322 9  
Billing Date Aug 3, 2021

Web Site att.com

## Monthly Statement

### GET MORE FROM AT&T.

Simplify with an AT&T bundle by adding AT&T TV, Internet, Wireless or other premium services. Let us help you find the best deals: 866.256.6702

#### Bill-At-A-Glance

Previous Bill	193.36
Payment Received 7-29 Thank you!	193.36CR
Adjustments	.00
Balance	.00
Current Charges	193.38
<b>Total Amount Due</b>	<b>\$193.38</b>
Amount Due in Full By	Aug 26, 2021

#### Plans and Services

##### Monthly Service - Aug 3 thru Sep 2

1. Bus Local Calling Unlimited B Business Line (Measured Rate)	157.00
Caller ID Name Delivery	
Caller ID Number Delivery	
Expanded Local Calling Service	
Touchtone	
Unlimited Local Usage	

##### Surcharges and Other Fees

2. Federal Subscriber Line Charge	6.31
3. 911 Fee	.50
4. State Cost-Recovery Fee	.31
5. Federal Universal Service Fee	2.00
6. Texas Universal Service	5.38
7. Cost Assessment Charge	6.12
<b>Total Surcharges and Other Fees</b>	<b>20.62</b>

##### Taxes

8. Federal	3.81
9. State and Local	11.95
<b>Total Taxes</b>	<b>15.76</b>

##### Total Plans and Services

**193.38**

Amount Subject to Sales Tax: 177.12

#### Billing Summary

Online: att.com/myatt	Page	
Plans and Services	1	193.38
1 800 321-2000		
Service Changes:		
1 800 321-2000		
Repair Services:		
1 800 286-8313		
<b>Total Current Charges</b>		<b>193.38</b>

#### News You Can Use

##### PREVENT DISCONNECT

Thank you for being a valued customer. Please be aware that all charges must be paid each month to keep your account current and prevent collection activities. We are required to inform you that certain charges such as your telephone line, and fees and surcharges MUST be paid in order to prevent interruption of basic local service. These charges are already included in the Total Amount Due and are \$193.38. Also, neglecting payment for other charges, such as long distance, voice mail, InLine®, wireless, and Internet may result in those services being interrupted.

##### LONG DIST. PROVIDERS

Our records show that you have not selected a primary local toll or long distance carrier. Please contact us if this does not agree with your records.

By/Date Received: 08-16-21  
By/Date Posted: 08-21-21  
Approved for Payment: [Signature]  
Hand Delivered to: \_\_\_\_\_  
Mailed By/Date: JB 8-23-21  
GL#: 6230

#### News You Can Use Summary

- PREVENT DISCONNECT
- DO NOT CALL
- FEE DESCRIPTIONS
- PAYMENT ADDRESS
- LONG DIST. PROVIDERS
- RELAY TEXAS
- WHITE PAGES (WP)

See "News You Can Use" for additional information

Local Services provided by AT&T Arkansas, AT&T Kansas, AT&T Missouri, AT&T Oklahoma, or AT&T Texas based upon the service address location.

GO GREEN - Enroll in paperless billing.

REUNION RANCH W.C.T.D. / BOOKKEEPERS ACCOUNT

8/20/2021

1806

Date	Type	Reference	Original Amt.	Balance Due	Discount	Payment
8/11/2021	Bill	52970	457.00	457.00		457.00
					Check Amount	457.00

First Citizens - Bookke Notice of Rules - August 2021

457.00

Greatland [L81064M1B] 8954266

*e i*

Ad # 52970

Date: 8/11/2021

Terms: Prepay

Rep: David White

Sold to.

Account ID: 13908

Jennifer Concienne  
Willatt & Flickinger  
12912 Hill Country Blvd, Suite F-232  
Austin, TX 78738

Jennifer Concienne  
Willatt & Flickinger  
12912 Hill Country Blvd, Suite F-232  
Austin, TX 78738

*Reunion Ranch*

**Charges from 4/24/2019 to 8/11/2021**

Date	Pub	Ad	Descri	Lvl	Price	Discount	ied	Due
3/4/21	FP	Ad	Display: 3x7" RULES	x				\$220.50
3/4/21	FP	Tearsheet	Tearsheet: Local Open	x	\$8.00			\$8.00
3/11/21	FP	Ad	Display: 3x7" RULES	x				\$220.50
8/11/21	FP	Tearsheet	Tearsheet: Local Open	x	\$8.00			\$8.00

By/Date Received: JB 8-18-21

By/Date Posted: JB 8-20-21

Approved for Payment: \_\_\_\_\_

Hand Delivered to: \_\_\_\_\_

Mailed By/Date: JB 8-23-21

GL#: 6415

\$457.00

Please return this portion with your payment

**Remit Payment to:**  
Barton Publications, Inc.  
113 W. Center St.  
Kyle, TX 78640-9450  
Fax: 512-268-0262

**Display Advertising Pre-Bill**

Amount Due **\$457.00**

Amount Enclosed

Issue Date: 8/4/21

Prebill Date: 08/11/21

Ad # 52970

Account # 13908

Jennifer Concienne  
Willatt & Flickinger  
12912 Hill Country Blvd, Suite F-232  
Austin, TX 78738

REUNION RANCH W.C.I.D.#7 BOOKKEEPERS ACCOUNT

DSHS Central Lab  
Date Type Reference  
7/31/2021 Bill CEN.CD6447\_072021

Original Amt.  
106.96

Balance Due  
106.96

8/20/2021  
Discount  
Check Amount

Payment  
106.96  
106.96

1807

First Citizens - Bookke Lab Fees - July 2021

106.96

Greatland [L81064M1B] 8954266

DSHS CENTRAL LAB MC2004  
P O BOX 149347

AUSTIN, TX 78714-9347

REUNION RANCH WCID (072021)  
C/O BOTT & DOUOTHITT PLLC  
PO BOX 2445  
ROUND ROCK, TX 78680

Account # CEN.CD6447\_072021 PWS ID#1050175 Date: 08/02/2021 Page:

*This is your statement for 2021*

DESCRIPTION	Amount
-------------	--------

Charges this period ----->	106.96
Total Balance Due ----->	106.96

By/Date Received: 08/09/21  
 By/Date Posted: 08/20/21  
 Approved for Payment: \_\_\_\_\_  
 Hand Delivered to: \_\_\_\_\_  
 Mailed By/Date: 08/23/21  
 GL#: 6210

-----  
**Account# CEN.CD6447\_072021**

**Please make checks payable to : DSHS CENTRAL LAB MC2004  
and include this statement with payment**

Mail to : DSHS CENTRAL LAB MC2004  
P O BOX 149347  
AUSTIN, TX 78714-9347

Please feel free to contact DSHS CENTRAL LAB MC2004 billing department @ 512-776-7317 if you have been billed in error or if you have any questions concerning your statement. Thank you!



DATE	CPT#	TICKET	UNIT	LIST	OPEN	DESCRIPTION OF TEST
------	------	--------	------	------	------	---------------------

TCEQ ID:2155852/ID#	DOB	SSN#				
07/12/21 EZZ00 EZZ0088A	AF61311	1 55.33	55.33			HALOACETIC ACIDS, DW, EPA 552.2
07/12/21 EZZ00 EZZ0084A	AF61311	1 51.63	51.63			TRICHALOMETHANES, DW, EPA 524.2

-----  
TOTAL 106.96

**REUNION RANCH W.C.I.D. / BOOKKEEPERS ACCOUNT****1808****AT&T**

<b>Date</b>	<b>Type</b>	<b>Reference</b>	<b>Original Amt.</b>	<b>Balance Due</b>	<b>9/2/2021 Discount</b>	<b>Payment</b>
8/31/2021	Bill	144878477 08/21	94.56	94.56		94.56
					<b>Check Amount</b>	94.56

**First Citizens - Bookke Internet - August 2021****94.56**

Greatland [L81064M1B] 8954266

98 of 99



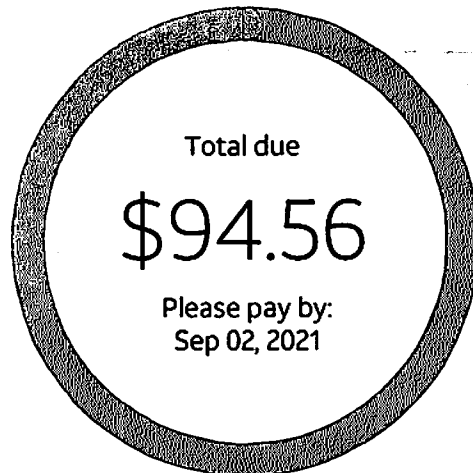
RUINION RANCH WATER CONTROL  
 PO BOX 2445  
 ROUND ROCK TX 78680-2445

Page: 1 of 2  
 Issue Date: Aug 12, 2021  
 Account Number: 144878477

Want to stop receiving paper bills and enjoy the convenience of paperless billing? Enroll at [att.com/paperless](http://att.com/paperless)

AutoPay: Set up automatic payments that you can update whenever you want. Go to [att.com/autopay](http://att.com/autopay) today.

Managing your AT&T bills, products, and services on the go? It's a snap with myAT&T. Go to [att.com/myatt](http://att.com/myatt) to sign in or sign up.



Total due

**\$94.56**

Please pay by:  
 Sep 02, 2021

**Account summary**

Your last bill	\$84.52
Payment, Aug 05 - Thank you!	-\$84.52
<hr/>	
Remaining balance	\$0.00

**Service summary**

	Account charges	<i>Page 2</i>	\$30.04
			Last bill \$20.00, Difference +\$10.04
	Internet	<i>Page 2</i>	\$64.52
			Last bill \$64.52

**What's changed?**

< Late payment fee

**Total services** **\$94.56**

**Total due** **\$94.56**

Please pay by Sep 02, 2021

By/Date Received: 08-24-21  
 By/Date Posted: 08-2-21  
 Approved for Payment: \_\_\_\_\_  
 Hand Delivered to: \_\_\_\_\_  
 Mailed By/Date: JB 9-2-21  
 GL#: 6230

**Ways to pay and manage your account:**

**myAT&T app**  
 iPhone and Android

[att.com/pay](http://att.com/pay)

**Ordering, billing or support**  
**800.321.2000**  
 TTY: 800.651.5111