

PUBLIC NOTICE OF MEETING

TAKE NOTICE THAT A REGULAR MEETING OF THE
Board of Directors of

Reunion Ranch Water Control and Improvement District
Will be held at the offices of Willatt & Flickinger, PLLC,
12912 Hill Country Blvd., Suite F-232, Austin, Texas 78738 (SEE NOTES BELOW)

in Travis County, Texas, commencing at 2:00 p.m. on June 16, 2020, to consider and act upon any or all of the following:

PLEASE NOTE: THIS MEETING WILL BE HELD BY REMOTE ACCESS ONLY IN ACCORDANCE WITH THE MARCH 16, 2020 ORDER BY GOVERNOR ABBOTT TEMPORARILY SUSPENDING CERTAIN REQUIREMENTS OF THE TEXAS OPEN MEETINGS ACT TO ADVANCE THE GOAL OF LIMITING FACE-TO-FACE MEETINGS TO SLOW THE SPREAD OF COVID-19. NO PERSONS WILL BE AT THE MEETING LOCATION AND NO EQUIPMENT WILL BE AT THE MEETING LOCATION FOR ACCESS TO THE MEETING. HOWEVER, MEMBERS OF THE PUBLIC MAY ACCESS THIS MEETING BY TELEPHONE AND PARTICIPATE IN THE MEETING BY CALLING ONE OF THE FOLLOWING TOLL-FREE NUMBERS: (877) 853-5247 OR (888) 788-0099 AND ENTERING THE FOLLOWING INFORMATION: MEETING ID: 851 3008 9956 AND PASSWORD: 535020.

PLEASE SEE THE DISTRICT'S WEBSITE AT WWW.RRWCID.ORG FOR THE MEETING PACKET.

AGENDA

1. Call to order.
2. Roll call of Directors.
3. Public Comments.

This is an opportunity for members of the public to address the Board of Directors concerning any issue that is not on the agenda. The response of the Board to any comment under this heading is limited to making a statement of specific factual information in response to the inquiry, or, reciting existing policy in response to the inquiry. Any deliberation of the issues is limited to a proposal to place it on the agenda for a later meeting. Each speaker shall be limited to 3 minutes, unless more than 10 members of the public wish to speak during this meeting. In such case, speakers offering public comment shall be limited to 1 minute each.

Note: Members of the public wishing to address the Board of Directors on specific agenda items will be required to indicate the agenda items on which they wish to speak. They will be given an opportunity to speak when the item is called and prior to consideration by the Board. Such comments shall be limited to 3 minutes per speaker for each agenda item. If more than 10 members of the public wish to speak, all speakers shall be limited to 1 minute each per item per person.


4. Minutes of prior meetings.
5. Developer's Report on status of construction within the District, development entitlements, provision of water, wastewater and drainage services within the District, sales of lots to builders, homebuilding within the District, status of development loans and actions of third parties opposing or supporting development within the District.
6. Approval of construction plans and pay estimates, change orders and acceptances of completion with respect to construction contracts.
7. Advertisement for bids and approval, award, recommendation and administration of construction contracts.

8. Engineer's Report on status of construction within the District, development entitlements, provision of water, wastewater and drainage services within the District, pending permit applications, sales of lots to builders, homebuilding within the District and past, present and future bond issues; Use of effluent to irrigate rights-of-way; Proposals from District engineer in connection with use of effluent to irrigate rights-of-way and timeline for same.
 - A. Proposal for wastewater line inspections.
 - B. Out of District Water Service Request for My Real Life Church
9. All actions and documents necessary or convenient, or both, for the District's 6th bond issue.
10. Wastewater Treatment Plant Expansion; Wastewater Treatment Plant improvements and modifications.
11. Committee Reports.
 - A. Trail/Map/Ownership committee (Trail system within the District; Map of the District/HOA property; conveyances, easements and/or license agreements to the District or HOA from developer)
 - B. PUA Rate committee.
12. Maintenance Agreement between Reunion Ranch HOA and the District for maintenance of open areas and rights-of-way.
13. Operations and Maintenance Report.
 - A. Administrative
 - B. Wastewater Treatment Plant
 - C. Wastewater Grinder Stations
 - D. Effluent Irrigation System & Fields
 - E. Distribution & Collection System
 - F. Billing Adjustments
 - G. Delinquencies
 - H. Customer Meter Issues
 - I. Customer Complaints
 - J. Stormwater conveyance & pond maintenance
 - K. Landscaping
 - L. Notices to residents on water quality
 - M. Notice of Violations Issued by TCEQ dated August 5, 2019
 - N. Maintenance Items in connection with Pre-Purchase Inspection Letter submitted by TCEQ.
14. Expenditures, contracts, repairs, replacements and maintenance related to Operations and Maintenance Report in Item 13 above.
15. Extension of moratorium on disconnections of water service for non-payment.
16. Communication channels with customers/residents.

17. Bookkeeper's Report on the financial affairs of the District, including authorization of payment of bills.
18. West Travis County PUA matters.
19. Rate Order.
20. Adjourn.

The Board may go into closed session at any time when permitted by Chapter 551, Government Code. Before going into closed session a quorum of the Board must be assembled in the meeting room, the meeting must be convened as an open meeting pursuant to proper notice, and the presiding officer must announce that a closed session will be held and must identify the sections of Chapter 551, Government Code, authorizing the closed session.

(SEAL)



Attorney for the District

The District is committed to compliance with the Americans with Disabilities Act. Reasonable modifications and equal access to communications will be provided upon request. Please call Jeniffer Concienne, Willatt & Flickinger, PLLC, at (512) 476-6604, for information.

MINUTES OF REGULAR MEETING
OF
REUNION RANCH WATER CONTROL AND IMPROVEMENT DISTRICT

STATE OF TEXAS §
 §
COUNTY OF HAYS §

A regular meeting of the Board of Directors of Reunion Ranch Water Control and Improvement District was held at 2:00 p.m. on May 19, 2020 by remote access only in accordance with the March 27, 2020 Order by Governor Abbott temporarily suspending certain requirements of the Texas Open Meetings Act to advance the goal of limiting face-to-face meetings to slow the spread of COVID-19. The meeting was open to the public and notice was given as required by the Texas Open Meetings Act and as modified by the Governor’s Order.

1. CALL TO ORDER

The meeting was called to order.

2. ROLL CALL OF DIRECTORS

A roll call of the Directors was taken. The Directors present were:

Nathan Neese – President
Vince Terracina – Vice President
Thomas J. Rogers, Jr. - Secretary
George “Bubba” Sykes – Assistant Secretary
Dennis Daniel – Assistant Secretary

thus constituting a quorum. All Directors were present.

Also present at the meeting were Bill Flickinger, Matt McPhail and Jeniffer Concienne with Willatt & Flickinger, PLLC, Dennis Lozano with Murfee Engineering, Allen Douthitt with Bott & Douthitt , Jesse Kennis and Makenzie Scales with Inframark, LLC, Mike Moyer and Michael Slack with Taylor Morrison, Frank Krasovec with Norwood Investments and upcoming board members Eileen Grass and Rick Triplett.

3. PUBLIC COMMENTS

There were no public comments made.

4. MINUTES OF PRIOR MEETINGS

President Nathan Neese entertained a motion for approval of the Minutes. Motion was made by Tom Rogers and seconded by Bubba Sykes to approve the April 21, 2020 meeting Minutes as presented. The motion carried unanimously.

5. STATEMENTS OF ELECTION OFFICER, OATHS OF OFFICE AND CERTIFICATES OF ELECTION

Attorney Bill Flickinger reported that Eileen Grass and Rick Triplett were elected to office. Bubba Sykes and Vince Terracina will be going off the Board. President Nathan Neese stated they both provided exceptional service to the District. Frank Krasovec stated that he is so very grateful and thankful for their many years of service. Michael Slack stated the same as did Director Dennis Daniel.

Jeniffer Conciene swore in Eileen Grass and Rick Triplett into office as directors each for a four-year term. Director Grass and Director Triplett participated in the remainder of the meeting as directors.

6. ELECTION OF OFFICERS

Attorney Bill Flickinger stated that it is required to elect officers after each election. President Nathan Neese believes the roll of President fits Director Dennis Daniel. The other positions on the Board were also discussed. After discussion, motion was made by Tom Rogers and seconded by President Nathan Neese to elect the following officers: President Dennis Daniel, Vice President Rick Triplett, Secretary Tom Rogers, Assistant Secretary Eileen Grass and Assistant Secretary Nathan Neese. The motion carried unanimously.

7. DEVELOPER'S REPORT ON STATUS OF CONSTRUCTION WITHIN THE DISTRICT, DEVELOPMENT ENTITLEMENTS, PROVISION OF WATER, WASTEWATER AND DRAINAGE SERVICE WITHIN THE DISTRICT, SALES OF LOTS TO BUILDERS, HOMEBUILDING WITHIN THE DISTRICT, STATUS OF DEVELOPMENT LOANS AND ACTIONS OF THIRD PARTIES OPPOSING OR SUPPORTING DEVELOPMENT WITHIN THE DISTRICT

Mike Moyer reported that sales are strong again this month. A total of 450 homes have been sold to date with 387 transactions being closed. The average sales price in the District is \$526,322.

8. APPROVAL OF CONSTRUCTION PLANS AND PAY ESTIMATES, CHANGE ORDERS AND ACCEPTANCES OF COMPLETION WITH RESPECT TO CONSTRUCTION CONTRACTS

This item was not discussed.

9. ADVERTISEMENT FOR BIDS AND APPROVAL, AWARD, RECOMMENDATION AND ADMINISTRATION OF CONSTRUCTION CONTRACTS

This item was not discussed.

10. ENGINEER'S REPORT ON STATUS OF CONSTRUCTION WITHIN THE DISTRICT, DEVELOPMENT ENTITLEMENTS, PROVISION OF WATER, WASTEWATER AND DRAINAGE SERVICES WITHIN THE DISTRICT, SALES OF LOTS TO BUILDERS, HOMEBUILDING WITHIN THE DISTRICT AND PAST, PRESENT AND FUTURE BOND ISSUES
A. PROPOSAL FOR WASTEWATER LINE INSPECTIONS

Engineer Dennis Lozano discussed his report as included in the agenda package.

The bond application was submitted to the TCEQ under expedited review. Mr. Lozano will also request a meeting with the TCEQ to keep the process moving forward. Mr. Lozano discussed the process of the bond application with Directors Grass and Triplett. President Dennis Daniel advised that this bond issue is not expected to increase the tax rate for the District.

The wastewater flows and projections were included in the engineer's report. Once again, the misting system at the plant appears to increase the daily flows. President Dennis Daniel would like to look at using water from the clear well instead of potable water. Manager Jesse Kennis advised that this option has not yet been looked at. This water will need to be submetered. Mr. Kennis will bring this back to the meeting next month.

Mr. Lozano reported on the wastewater treatment plant expansion. Completion of the expansion will probably occur in May 2021.

Mr. Lozano is still working on collecting quotes for the wastewater line inspections. President Dennis Daniel inquired about the funding on this project. This is something that can be budgeted for each year, since it will need to be inspected every 5 years. As of right now, the cost will be paid out of the operating funds.

11. ALL ACTIONS AND DOCUMENTS NECESSARY OR CONVENIENT, OR BOTH, FOR THE DISTRICT'S 6TH BOND ISSUE

This item was discussed above in Item No. 10.

12. WASTEWATER TREATMENT PLANT EXPANSION; WASTEWATER TREATMENT PLANT IMPROVEMENTS AND MODIFICATIONS

President Dennis Daniel stated that he would like the completion date of the wastewater plant expansion to be held to May 2021. He does not want further delays. Engineer Dennis Lozano reported that he is working on analysis to be able to expedite the schedule. President Daniel would also like to see the preliminary plans.

13. COMMITTEE REPORTS.

- a. Trail/Map/Ownership committee (Trail system within the District; Map of the District/HOA property; conveyances, easements and/or license agreements to the District or HOA from developer)
- b. PUA Rate committee

14. MAINTENANCE AGREEMENT BETWEEN REUNION RANCH HOA AND THE DISTRICT FOR MAINTENANCE OF OPEN AREAS AND RIGHTS-OF-WAY

Items 13 and 14 were discussed together.

Attorney Bill Flickinger reported that he is still working on the documentation for the conveyance of common areas. Mr. Flickinger would like to set a committee meeting soon. Michael Slack advised that he is in talks with Attorney Bob Burton on the HOA side of things. No action is needed at this time.

15. OPERATIONS AND MAINTENANCE REPORT

- A. Administrative
- B. Wastewater Treatment Plant
- C. Wastewater Grinder Stations
- D. Effluent Irrigation System & Fields
- E. Distribution & Collection System
- F. Billing Adjustments
- G. Delinquencies
- H. Customer Meter Issues
- I. Customer Complaints
- J. Stormwater conveyance and pond maintenance
- K. Landscaping
- L. Notices to residents on water quality
- M. Notice of Violations Issued by TCEQ dated August 5, 2019
- N. Maintenance Items in connection with Pre-Purchase Inspection Letter submitted by TCEQ

Manager Jesse Kennis discussed his Executive Summary of the Manager's Report.

Mr. Kennis discussed the water system with the Board. The District currently has 453 active connections. 3.9 million gallons of water was consumed in April. The District incurred at 2.66% water loss. In regard to the delinquencies, 14 letters were mailed out. Mr. Kennis advised that there have been no payment plant requests at this time.

Mr. Kennis discussed the wastewater system for the month of April. For April, the BOD and TSS were in compliance. The flows peaked at 46,000 gallons per day, which is 92%. Again, this is most likely due to the misters. Mr. Kennis is working on a solution.

The drip field repairs were completed by Pios. Mr. Kennis reported that drip field 24, which is south of the amenity center had a leak as well. That has been repaired too. The polymer pump for the sludge box was received today. It will take about 10 days to install and be operational. The site prep coordination meeting will be held on May 14th.

Mr. Kennis discussed the recent odor complaints by the residents.

There was discussion of the drainage/ponds within the District. Aquatic Features, Inc. submitted a proposal for maintenance of the District's four water quality ponds. Total monthly maintenance will be \$680 plus chemicals. Attorney Bill Flickinger advised that he is concerned with the provisions of the contract and it should be reviewed for revisions. After discussion, motion was made by President Dennis Daniel and seconded by Nathan Neese to approve the proposal by Aquatic Features, Inc. pending legal review. The motion carried unanimously. Director Eileen Grass mentioned there has been drainage issues for years by the playground. Engineer Dennis Lozano stated that he would drive by that area and take a look. Director Grass would like to accompany them on the site visit. Manager Jesse Kennis will notify them of that request.

16. EXPENDITURES, CONTRACTS, REPAIRS, REPLACEMENTS AND MAINTENANCE RELATED TO OPERATIONS AND MAINTENANCE REPORT IN ITEM 15 ABOVE

This item was not discussed.

17. EXTENSION OF MORATORIUM ON DISCONNECTIONS OF WATER SERVICE FOR NON-PAYMENT

Attorney Bill Flickinger reported that at the last meeting, the Board approved the moratorium on disconnections of water service for non-payment until the next board meeting. Manager Jesse Kennis advised that no payment plan requests have been made. President Dennis Daniel asked how many accounts should have been disconnected under normal circumstances. Mr. Kennis reported that 14 delinquent letters were mailed out maybe three or four should be disconnected. After discussion to extend the moratorium month to month, motion was made by President Dennis Daniel and seconded by Rick Triplett to continue the moratorium on disconnections of water service until the next board regular board meeting. The motion carried unanimously.

18. COMMUNICATION CHANNELS WITH CUSTOMERS/RESIDENTS

This item was not discussed.

19. BOOKKEEPER'S REPORT ON THE FINANCIAL AFFAIRS OF THE DISTRICT, INCLUDING AUTHORIZATION OF PAYMENT OF BILLS

Bookkeeper Allen Douthitt discussed the updated cash activity report with the Board. Mr. Douthitt stated that he would be glad to discuss all the financials and processes in detail with the

new directors, at another date that works for them. Today's consideration will include payment of vendor invoices, per diems and fund transfers. After discussion, motion was made by President Dennis Daniel and seconded by Tom Rogers to approve payment of the vendor invoices, per diems and authorization of the fund transfers as presented. The motion carried unanimously.

20. WEST TRAVIS COUNTY PUA MATTERS

This item was not discussed.

21. RATE ORDER

Attorney Bill Flickinger reiterated that this item is on the agenda to discuss the possibility of an effluent charge if the Board chooses to do so.

22. ADJOURN

President Dennis Daniel adjourned the meeting.

Dennis Daniel, President
Reunion Ranch WCID

ATTEST:

_____, Assistant Secretary
Reunion Ranch WCID

[SEAL]

Jeniffer Concienne

From: Michael Moyer <MMoyer@taylormorrison.com>
Sent: Wednesday, June 10, 2020 9:02 AM
To: Jeniffer Concienne
Cc: Michael Slack
Subject: Fwd: REUNION RANCH WCID - PROPOSED AGENDA

For this months District meeting

Thanks,

Mike Moyer
Land Development Manager
Taylor Morrison
(737) 346-9796

Begin forwarded message:

From: Debra Leckbee <DLeckbee@taylormorrison.com>
Date: June 10, 2020 at 8:38:48 AM CDT
To: Michael Moyer <MMoyer@taylormorrison.com>
Cc: Michael Slack <MSlack@taylormorrison.com>
Subject: RE: REUNION RANCH WCID - PROPOSED AGENDA

Here go sorry last minute

6/10/2020				
	PTD Homes Sold	PTD Homes Closed		Avg Sales Price
RR60	133	126		\$ 481,712
RR70	188	152		\$ 523,299
RR80	84	67		\$ 602,360
RR90	52	52		\$ 537,729
Total	457	397		\$ 527,370

Thanks
Debbie

TaylorMorrison[®]

taylor
morrison
Building Great Lives Every Day

 **Darling**
HOUSES


Debra Leckbee

Staff Accountant
11200 Lakeline Blvd., Suite 150A
Austin, TX 78717
Phone: 1-512-532-2174
Fax 1-512-329-0589
Email: DLeckbee@taylormorrison.com
www.taylormorrison.com

MURFEE ENGINEERING COMPANY, INC.

Texas Registered Firm No. F-353
1101 Capital of Texas Hwy., South, Bldg, D
Austin, Texas 78746
(512) 327-9204

M E M O R A N D U M

DATE: June 8th, 2020
TO: BOARD OF DIRECTORS – REUNION RANCH WCID
FROM: Dennis Lozano, P.E. 
RE: Engineer's Report – June 2020
CC: Mike Moyer – Taylor Morrison
Bill Flickinger – Willatt & Flickinger

MEC File No.: 12002.110

Utility Bond Application No. 6

TCEQ has declared the bond application administratively complete on May 13th. The bond application is now under technical review, and a meeting with the reviewer will be scheduled to determine any requests for additional information.

Wastewater Flows and Projections

Attached is an updated figure tracking wastewater flows to the existing WWTP vs. projections and permit milestones. A new flow projection that shows the potential implications of the misting system water has been added to the figure.

WWTP Expansion

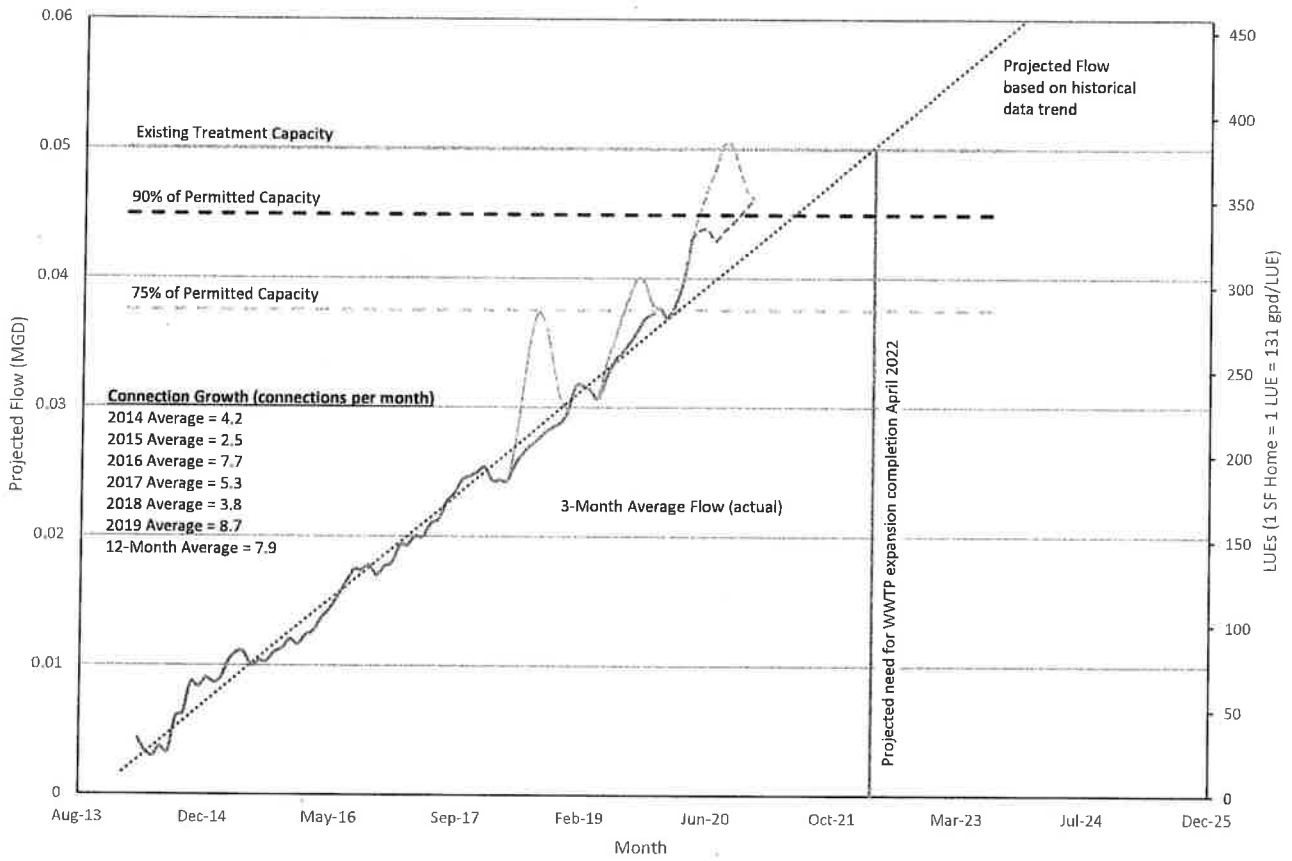
The City of Dripping Springs site permit modification will be submitted for the next reviewing cycle, which should provide a permit at the end of July. The TCEQ 217 letter was sent on June 5th, and may lead to further coordination with the reviewer regarding design. Now we are working to finalize the construction set so that we are ready as soon as permits have been given.

Edwards Aquifer Recharge Zone Wastewater Line Inspections

MEC has collected quotes from contractors that have bid on the project. Attached is a bid tabulation sheet and a recommendation of award for the board's review.

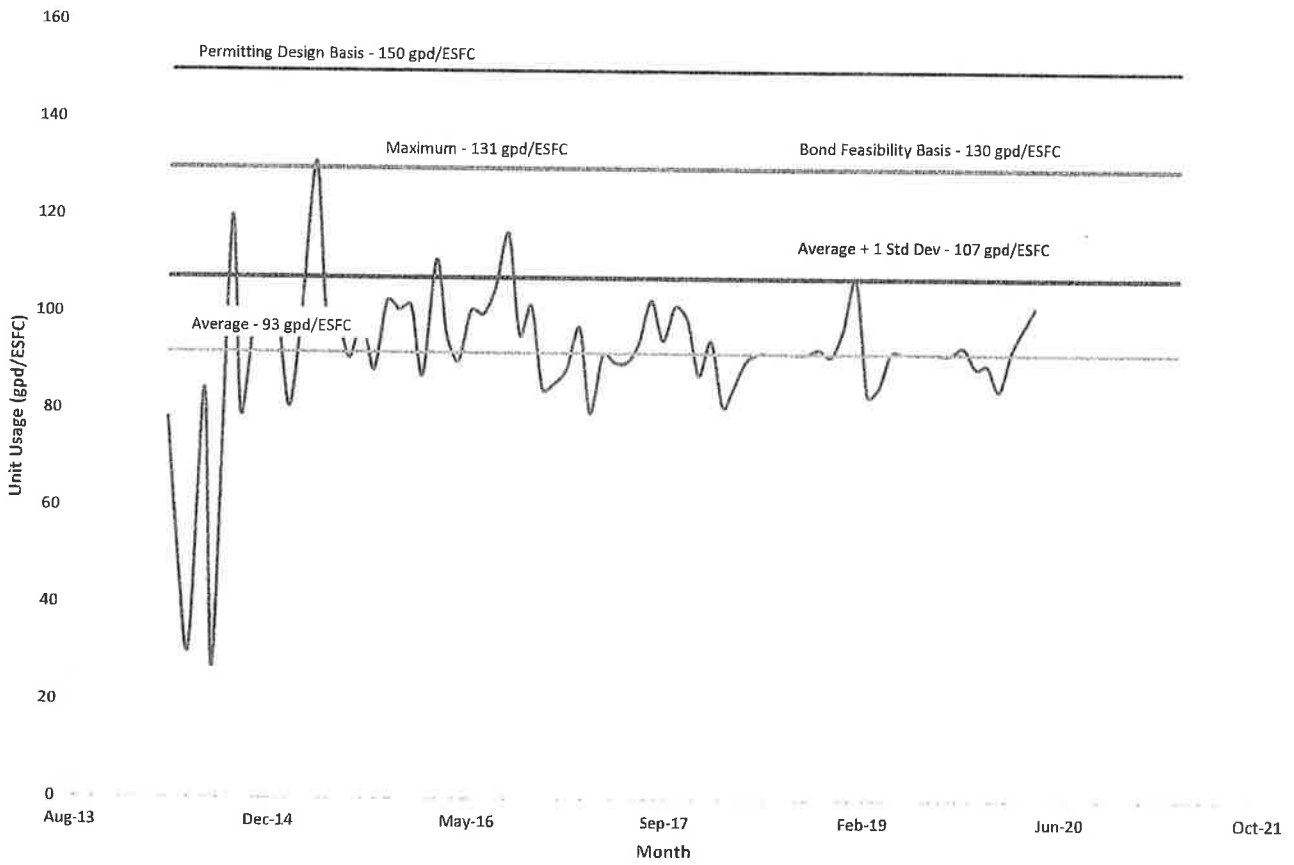
Murfee Engineering Company, Inc.
 Texas Registered Firm No. F-353
 1101 Capital of Texas Hwy., S., Bldg. D
 Austin, Texas 78746


Reunion Ranch WCID Wastewater Flow Projections



Murfee Engineering Company, Inc.
Texas Registered Firm No. F-353
1101 Capital of Texas Hwy., S., Bldg. D
Austin, Texas 78746

Reunion Ranch WCID WWTP Unit Usage Analysis





Murfee Engineering Company

June 10, 2020

Board of Directors
Reunion Ranch WCID
c/o Willatt & Flickinger
12912 Hill Country Blvd., Suite F-232
Bee Cave, Texas 78738

Re: Edwards Aquifer Recharge Zone Wastewater Collection Line Televising and Inspection 2020
for Reunion Ranch WCID (the "District")
Bid Tabulation and Recommendation of Award
MEC File No. 12002.113

Board of Directors:

Bids for the above-referenced project were opened and reviewed at 2:00 p.m. on June 10, 2020 at the office of Murfee Engineering Company, Inc. Three (3) bids were submitted, summarized as follows and detailed in the attached bid tabulation:

<u>COMPANY</u>	<u>BASE BID</u>
National Works, Inc.	\$54,576.80
Wastewater Transport Services	\$55,338.76
National Power Rodding	\$57,348.00

We have reviewed the pricing submitted by each bidder, along with their qualifications and proposed contract time, to determine which bid will likely result in the best and most economical completion of the Project. In consideration of the best interests of the District, and based on the demonstrated experience and reference checks, we recommend that this contract be awarded to the low bidder, National Works, Inc., in the total base bid amount. Please call if you have any questions or need any additional information.

Sincerely,

Stephen Jones, P.E.

Attachments: Bid Tabulation

cc:
Dennis Lozano, P.E. – MEC

dlozano@murfee.com

Owner: Reunion Ranch Water Control and Improvement District
 c/o Willatt & Flickinger
 12912 Hill Country Blvd., Suite F-232
 Bee Cave, Texas 78738

Engineer: Murfee Engineering Company, Inc.
 1101 Capital of TX Hwy., South, Bldg D
 Austin, TX 78746
 Texas Registered Firm No. F-353

BID TABULATION

Project: Edwards Aquifer Recharge Zone Wastewater Collection Line Televising and Inspection 2020 for Reunion Ranch WCID
Project Manager: Stephen Jones, P.E.
Project Number: 12002.113

Bid Opening
Date: 6/10/2020
Time 2:00 PM
Location: Murfee Engineering Company, Inc.

Item No.	Quantity	Units	Description	National Works, Inc		Wastewater Transport Services		National Power Rodding Corp.	
				Unit Price	Total Price	Unit Price	Total Price	Unit Price	Total Price
1	1	LS	Insurance, Permitting and Project Schedule	\$ 3,500.00	\$ 3,500.00	\$ 2,880.00	\$ 2,880.00	\$ 1,500.00	\$ 1,500.00
2	25,424	LF	Jetting, Cleaning, Video Inspection and Recording of 8 Inch Gravity Wastewater Line	\$ 1.95	\$ 49,576.80	\$ 1.99	\$ 50,593.76	\$ 2.00	\$ 50,848.00
3	1	LS	Traffic Control	\$ 1,500.00	\$ 1,500.00	\$ 1,865.00	\$ 1,865.00	\$ 5,000.00	\$ 5,000.00
Total Amount Base Bid				\$	\$ 54,576.80	\$	\$ 55,338.76	\$	\$ 57,348.00

Banks & Associates

Firm F-2002
820 Currie Ranch Road
Wimberley, Texas 78676
(512) 801-9049

June 2, 2020

Reunion Ranch WCID
c/o Dennis Lozano, PE
District Engineer
Murfee Engineering
1101 Capital of Texas Highway South
Building D, Suite 110
Austin, TX 78746

VIA E-MAIL and CERTIFIED MAIL

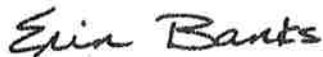
Re: Water Service Request for My Real Life Church
13701 FM 1826, Dripping Springs, Texas 78620

Dear Mr. Lozano,

We are contacting you in accordance with the Texas Commission on Environmental Quality (TCEQ) requirements for new public water supply systems under 30 TAC Chapter 290. My Real Life Church is applying to become a new public water supply (PWS) to serve a transient noncommunity water system. In accordance with TCEQ requirements we are requesting water service from all existing PWS owners within one half mile of the proposed facility and requesting that they provide water service to the proposed development. We would appreciate a response to this request.

Please contact me at erin.banks@vownet.net or (512) 801-9049 if you have any questions regarding this request.

Respectfully submitted,



Erin Banks, P. E.



Reunion Ranch WCID
General Manager Reports for the month of
May 2020
Board Meeting: June 16th 2020



Reviewed By: Jesse Kennis
Date: 6/10/2020



14050 Summit Drive, #103 Austin,
TX 78728

United States

T: +1 512 246 0498

www.inframark.com

Memorandum for: Board of Director's Reunion Ranch WCID

From: Jesse L. Kennis II

Date: 6.16.2020

Subject: General Manager's Executive Summary Report

Below is a summary of activities since the last board meeting:

1) Water System

- a) 459 active connections. 9.3 MG purchased for the month. 2.66% water loss.
- b) Chlorine residuals and bacteriological samples satisfactory.
- c) 20 delinquent letters mailed out, 0 tags hung, zero disconnects.

2) WWTP

- a) No excursions for the month of May. TSS avg. 16 mg/L (permit 20 mg/L).
The BOD avg. was 19.5 mg/L.
- b) Total flows 1.54 MG, average 49,800 GPD, 100% capacity.
Mister water meter was installed 4,500 GPD average.
Mister nozzles relocated to avoid potable water flow into reactor basin and EQ basin.
- c) Sludge Box update: Electrical complete, pad site complete.
Waiting to receive polymer injector ring on 07 May 2020.

3) Drainage/Ponds

- a) Pond inspection conducted May 28, 2020

4) Customer Care

- a) No payment plans requested.

Current Items Requiring Board Approval


Amount	WO#	Amount	Description
N/A			



Sludge Box Pad site prep.



Polymer pump building



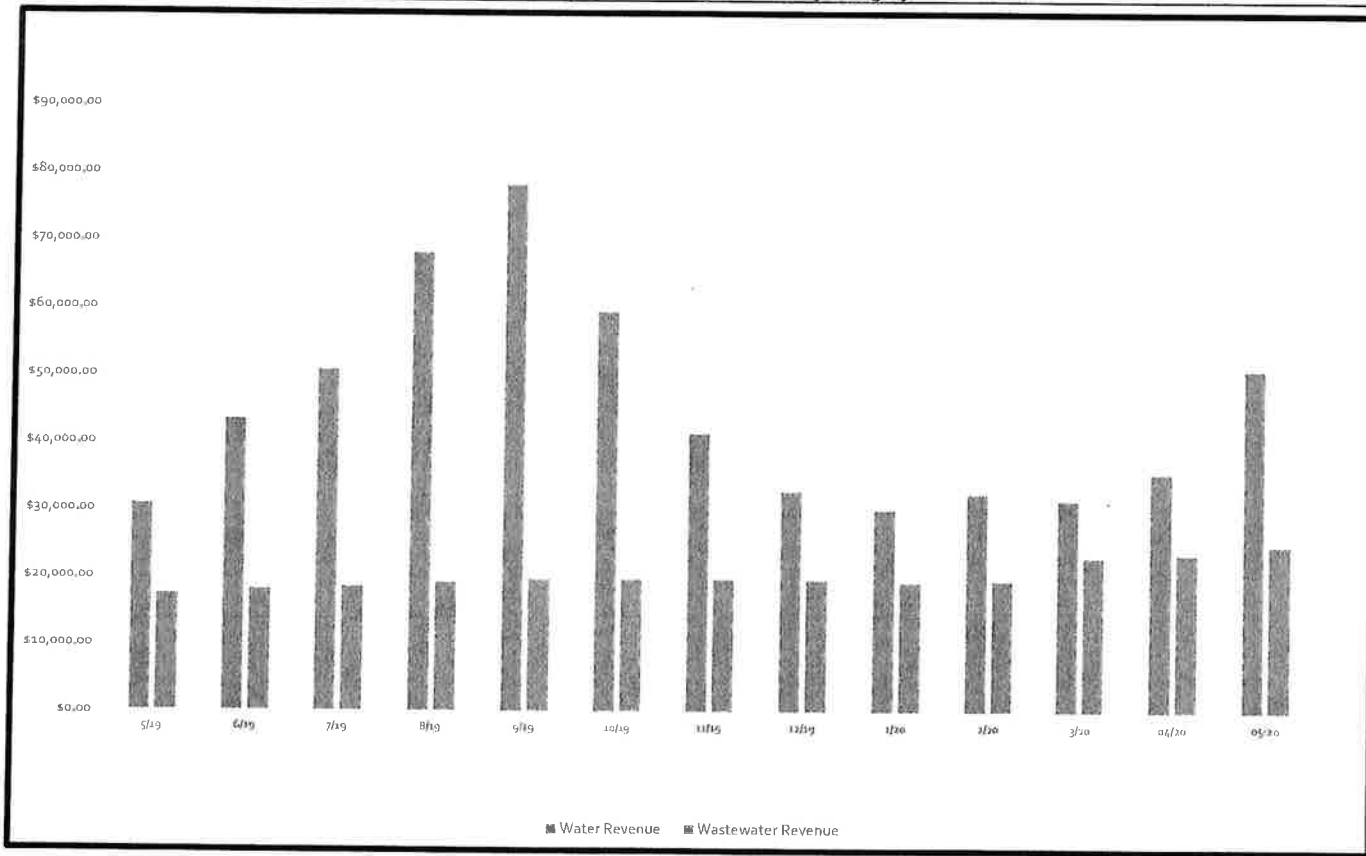
Mister Sprayers relocated




Billing Summary

Description	Connections		Variance
	May-19	May-20	
Residential	351	447	96
Commercial - HOA	-	9	
Hydrant	3	2	(1)
Tracking	1	1	-
Reclaimed	-	-	
Total Number of Accounts Billed	355	459	104
	Consumption		
Residential	3,215,000	6,570,000	3,355,000
Commercial - HOA	1,205,000	1,792,000	587,000
Hydrant	39,000	-	(39,000)
Tracking	892,000	718,000	(174,000)
Reclaimed	-	-	
Total Gallons Consumed	5,351,000	9,080,000	3,729,000
	Average Consumption		
Residential	9,160	14,698	5,538
Commercial - HOA	-	199,111	-
Hydrant	13,000	-	(13,000)
Tracking	892,000	718,000	(174,000)
Reclaimed	-	-	
Avg Water Use for Accounts Billed	15,073.24	19,782.14	4,709
Total Billed	50,123	76,957	26,834
Total Aged Receivables	3,515	479	(3,036)
Total Receivables	53,638	75,118	21,480

12 Billing Month History Revenue by Category



12 Month Accounts Receivable and Collections Report



Date	Total Receivable	Total 30 Day	Total 60 Day	Total 90 Day	Total 120+
5/19	\$ 53,637.76	\$ 1,288.74	\$ 193.84	\$ 136.98	\$ 4,830.24
6/19	\$ 64,032.34	\$ 748.74	\$ 847.98	\$ 135.93	\$ 4,967.22
7/19	\$ 65,240.65	\$ 910.97	\$ 705.59	\$ 418.53	\$ 150.00
8/19	\$ 82,713.26	\$ (24.29)	\$ -	\$ -	\$ 150.00
9/19	\$ 99,930.07	\$ 3,933.55	\$ 1,342.93	\$ -	\$ 150.00
10/19	\$ 82,810.89	\$ 3,526.42	\$ 823.19	\$ 15.35	\$ 150.00
11/19	\$ 68,325.58	\$ 6,629.29	\$ 2,699.80	\$ 185.86	\$ 165.35
12/19	\$ 54,042.78	\$ 2,465.24	\$ 1,099.85	\$ 2,125.32	\$ 351.21
1/20	\$ 46,465.03	\$ 2,405.58	\$ 183.29	\$ -	\$ 150.00
2/20	\$ 49,860.11	\$ 3,764.41	\$ 231.61	\$ -	\$ 150.00
3/20	\$ 50,085.39	\$ 11.77	\$ 479.25	\$ -	\$ 150.00
4/20	\$ 57,776.26	\$ 2,148.36	\$ 640.35	\$ 297.49	\$ 150.00
5/20	\$ 75,117.61	\$ 3,025.98	\$ 400.90	\$ -	\$ 150.00

Board Consideration to Write Off \$0.00
 Board Consideration Collections \$0.00

Delinquent Letter Mailed 20
 Delinquent Tags Hung N/A
 Disconnects for Non Payment N/A



Water Production and Quality

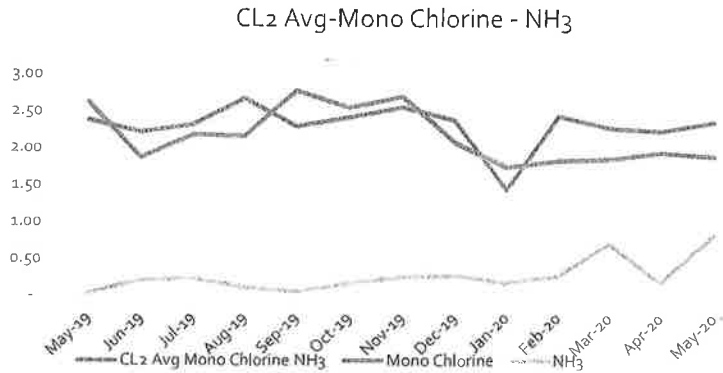
Water Quality Monitoring

Current Annual Avg

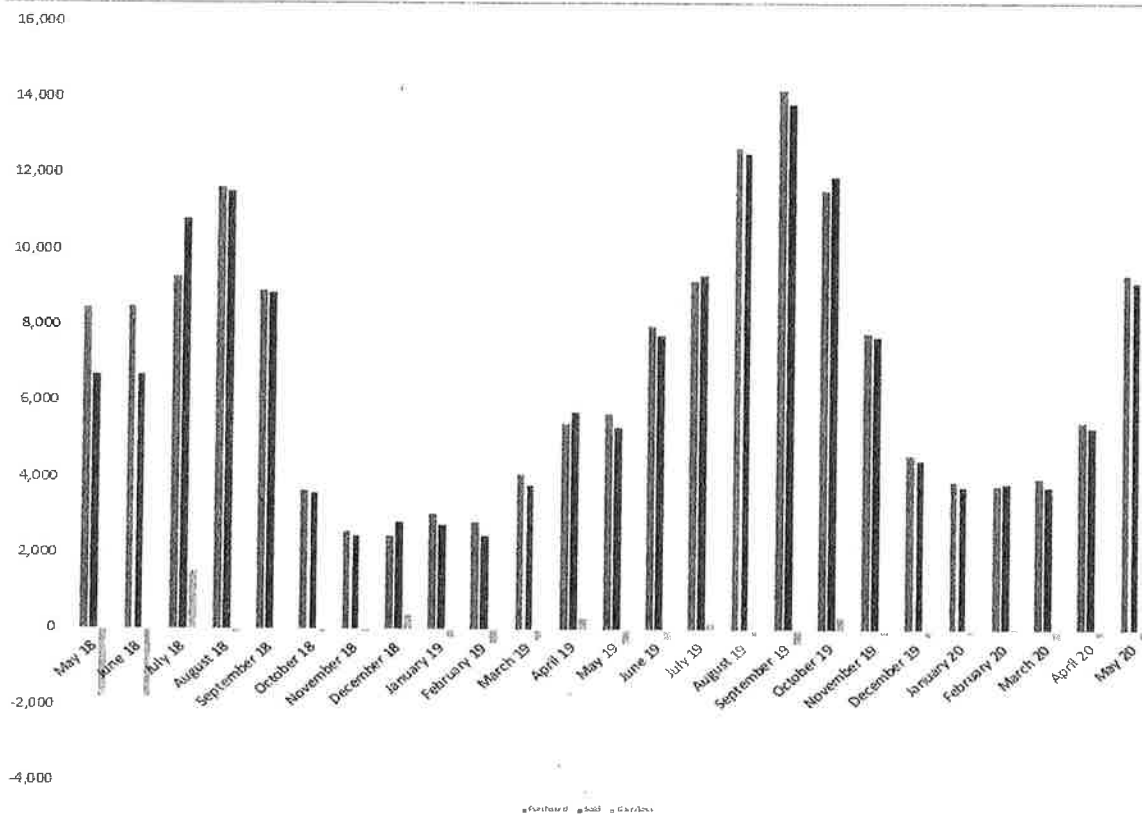
State Requirements Must Be Above .50

2.31

Date	CL2 Avg	Mono Chlorine	NH3
May-19	2.38	2.62	0.02
Jun-19	2.22	1.87	0.20
Jul-19	2.32	2.18	0.23
Aug-19	2.68	2.16	0.11
Sep-19	2.30	2.78	0.05
Oct-19	2.42	2.55	0.16
Nov-19	2.56	2.70	0.25
Dec-19	2.38	2.08	0.27
Jan-20	1.44	1.74	0.17
Feb-20	2.44	1.83	0.26
Mar-20	2.28	1.85	0.71
Apr-20	2.24	1.94	0.17
May-20	2.36	1.89	0.82

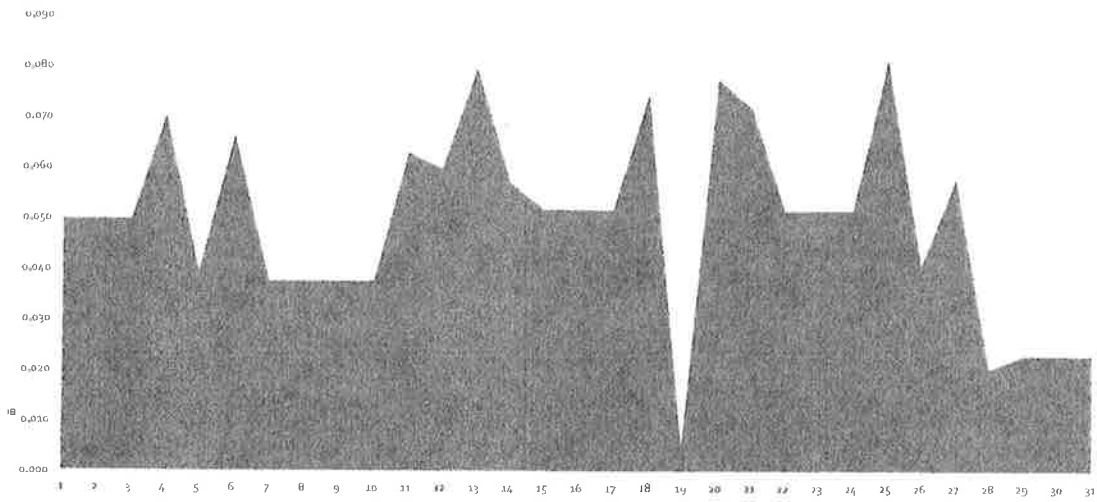


Water Accountability Report



Month	Read Date	Number of Connections	Master Meters	Billed Use	Flushing /Other	Gal.s Loss (-)	% Loss	Accounted For
May 18	5/17/18	289	7,022	6,700	20	(302)	-4.30%	95.70%
June 18	6/15/18	289	7,031	6,700	20	(311)	-4.42%	95.58%
July 18	7/17/18	302	9,301	10,833	20	1,552	16.69%	116.69%
August 18	8/17/18	308	11,672	8,844	20	(101)	-0.87%	99.13%
September 18	9/18/18	308	8,933	8,891	20	(22)	-0.24%	99.76%
October 18	10/18/18	312	3,603	3,663	20	80	2.21%	102.21%
November 18	11/18/18	317	2,567	2,469	30	(68)	-2.65%	97.35%
December 18	12/14/18	331	2,474	2,828	18	372	15.04%	115.04%
January 19	1/15/19	338	3,048	2,757	82	(209)	-3.85%	93.15%
February 19	2/14/19	348	2,852	2,474	18	(360)	-12.62%	87.38%
March 19	3/15/19	354	4,102	3,822	12	(268)	-6.53%	99.73%
April 19	4/16/19	358	5,970	5,734	12	(224)	-3.75%	115.28%
May 19	5/17/19	363	5,703	5,351	15	(337)	-5.91%	94.09%
June 19	6/17/19	371	8,009	7,756	13	(240)	-2.99%	97.01%
July 19	7/17/19	381	9,201	9,350	9	158	1.72%	101.72%
August 19	8/16/19	389	12,709	12,554	15	(140)	-1.10%	98.90%
September 19	9/17/19	399	14,217	13,856	0	(361)	-2.54%	97.46%
October 19	10/16/19	407	11,605	11,944	7	346	2.98%	102.98%
November 19	11/15/19	415	7,813	7,702	13	(98)	-1.25%	98.75%
December 19	12/17/19	424	4,622	4,461	5	(156)	-3.38%	96.62%
January 20	1/16/20	426	3,910	3,792	10	(108)	-2.77%	97.23%
February 20	2/17/20	432	3,820	3,840	9	29	0.75%	100.75%
March 20	3/18/20	443	3,996	3,793	8	(195)	-4.89%	95.11%
April 20	4/17/20	453	5,479	5,326	7	(146)	-2.66%	97.34%
May 20	5/18/20	459	9,377	9,157	8	(212)	-2.26%	97.74%

Wastewater Flows for the Month of May



For the Month of May

	PERMIT	ACTUAL	COMPLIANT	PERCENT
Flow WWTP (Avg.)	0.05 MGD	0.050 MGD	Yes	99.6%
BOD (Avg)	20 mg/L	19.5 mg/L	Yes	
TSS (Avg)	20 mg/L	16.0 mg/L	Yes	
Chlorine Residual (Min)	1.0 mg/L	1.5 mg/L	Yes	
PH (Min)	6.0 Std Units	7.72 Std Units	Yes	
PH (Max)	9.0 Std Units	7.75 Std Units	<u>Yes</u>	

Reunion Ranch WCID Wastewater Flow Historical

* Water Leak at Rec Center

	Connections	Total Flows	Average	Avg Flow Per Connection	WWTP Capacity %
May-20	459	1,545,000	49,800	108	100%
Apr-20	453	1,372,000	46,000	102	92%
Mar-20	443	1,344,000	43,000	97	86%
Feb-20	432	1,156,000	40,000	93	80%
Jan-20	426	1,129,000	36,000	85	72%
TOTALS		6,546,000	42,960	97	86%
Dec-19	424	1,171,000	38,000	90	76%
Nov-19	415	1,103,000	37,000	89	74%
Oct-19	407	1,167,000	38,000	93	76%
Sep-19	399	1,144,000	39,000	98	78%
Aug-19	389	1,306,000	42,000	108	84%
Jul-19	381	1,204,000	39,000	102	78%
Jun-19	371	1,038,000	35,000	94	70%
May-19	363	1,139,000	37,000	102	74%
Apr-19	358	1,017,000	33,000	92	66%
Mar-19	353	933,000	30,000	85	60%
Feb-19	347	807,000	29,000	84	58%
Jan-19	327	1,073,000	35,000	107	70%
TOTALS		13,102,000	36,000	95	72%
Dec-18	320	953,000	31,000	97	62%
Nov-18	317	856,000	29,000	91	58%
Oct-18	312	907,000	29,000	93	58%
Sep-18	308	1,015,000	34,000	110	68%
Aug-18	305	1,141,000	37,000	121	74%
Jul-18	302	1,184,000	38,000	126	76%
Jun-18	289	1,122,000	37,000	128	74%
May-18	289	954,000	31,000	107	62%
Apr-18	288	781,000	26,000	90	52%
Mar-18	283	753,000	24,000	85	48%
Feb-18	283	631,000	23,000	81	46%
Jan-18	275	791,000	26,000	95	52%
TOTALS		11,088,000	33,182	102	61%
Dec-17	274	732,000	24,000	88	48%
Nov-17	263	770,000	26,000	99	52%
Oct-17	246	774,000	25,000	102	50%
Sep-17	243	700,000	23,000	95	46%
Aug-17	243	787,000	25,000	103	50%
Jul-17	234	678,000	22,000	94	44%
Jun-17	233	631,000	21,000	90	42%
May-17	233	661,000	21,000	90	42%
Apr-17	229	627,000	21,000	92	42%
Mar-17	225	544,000	18,000	80	36%
Feb-17	216	582,000	21,000	97	42%
Jan-17	214	592,000	19,000	89	38%
TOTALS		8,078,000	22,167	93	44%

Reunion Ranch W.C.I.D.

Accounting Report

June 16, 2020

- Review Cash Activity Report, including Receipts and Expenditures.
 - ☑ Action Items:
 - Approve director and vendor payments.
 - Approve fund transfers.
- Review April 30, 2020 Financial Statements.

Cash Activity Report

**Reunion Ranch W.C.I.D.
Cash Activity Report
April 30, 2020 - June 16, 2020**

		First Citizens	
		Operating Account	Bookkeeper's Account
Reconciled Cash Balance - April 30, 2020		\$ 212,281.98	\$ 27,719.85
Subsequent Activity through June 16, 2020		10,283.21	(1,595.40)
Transfer Approved at May 19, 2020 Board Meeting	To TexPool Operating Account	(50,000.00)	
Deposit	Service Revenue	60,218.21	
Deposit	Backcharges	65.00	
	Subtotal - Operating Account	<u>10,283.21</u>	
Transfer Approved at May 19, 2020 Board Meeting	From TexPool Operating Account	139,277.60	
Expenditures Approved at May 19, 2020 Board Meeting	Checks 1407 - 1427	(140,638.07)	
AT&T	1428 Telephone - May 2020	(157.85)	
AT&T	1429 Internet - May 2020	(77.08)	
		<u>(1,595.40)</u>	
Expenditures to be Approved at June 16, 2020 Board Meeting (From Bookkeeper's Account)		-	(48,161.15)
Vendor	Ck #	Memo	Amount
Dennis Daniel	1430	Director Fees - June 16, 2020 Meeting	138.53
Eileen Grass	1431	Director Fees - June 16, 2020 Meeting	138.53
Nathan Neese	1432	Director Fees - June 16, 2020 Meeting	138.52
Rick Triplett	1433	Director Fees - June 16, 2020 Meeting	138.53
Thomas Rogers	1434	Director Fees - June 16, 2020 Meeting	138.52
Aquatic Features Inc	1435	Pond Maintenance - May 2020	801.50
Bott & Douthitt, PLLC	1436	Accounting Fee - May 2020	2,000.00
Hays Central Appraisal District	1437	Appraisal Fees - Thlr Quarter 2020	2,487.41
LCRA	1438	Raw Water/Monthly Fee - May 2020	4,081.82
Sommers Marketing + Public Relations	1439	Website - May 2020	250.00
Willatt & Flickinger	1440	Legal Fees - May 2020	5,012.90
Zane Furr	1441	Landscape Maintenance - May 2020	3,935.00
LEAF	1442	Flo Trend Pump System - May 2020	4,356.95
West Travis County PUA	1443	Purchased Water - May 2020	24,542.94
		Total Operating Account Expenditures	<u>48,161.15</u>
Transfers to be Approved at June 16, 2020 Board Meeting		(200,000.00)	48,161.15
Reunion Ranch W.C.I.D.	Transfer from First Citizens Operating to TexPool Operating	(200,000.00)	
Reunion Ranch W.C.I.D.	Transfer from TexPool Operating to First Citizens Bookkeeper's	48,161.15	
		<u>(151,838.85)</u>	
Projected Cash Balance - June 16, 2020		\$ 22,565.19	\$ 26,124.45

**Reunion Ranch W.C.I.D.
Cash/Investment Activity Report
April 30, 2020 - June 16, 2020**

	Interest Rates	Balance 4/30/2020	Subsequent		Subtotal 6/16/2020	Transfers to be Approved 6/16/2020		Projected Balance 6/16/2020
			Receipts	Disbursements				
General Fund -								
First Citizens - Operating Account	n/a	212,281.98	60,283.21	(50,000.00)	222,565.19	(200,000.00)	(1)	22,565.19
First Citizens - Bookkeeper's Account	n/a	27,719.85	139,277.60	(189,034.15)	(22,036.70)	48,161.15	(2)	26,124.45
TexPool - Operating Account	0.2200%	860,117.76	50,000.00	(139,277.60)	770,840.16	151,838.85	(1), (2)	922,679.01
Total - General Fund		1,100,119.59	249,560.81	(378,311.75)	971,368.65	-		971,368.65
Debt Service Fund -								
TexPool - Tax	0.2200%	31,867.60	-	-	31,867.60	-		31,867.60
TexPool - Debt Service	0.2200%	1,796,799.34	-	-	1,796,799.34	-		1,796,799.34
Texpool - SR2019 Capitalized Interest	0.2200%	74,716.89	-	-	74,716.89	-		74,716.89
Total - Debt Service Fund		1,903,383.83	-	-	1,903,383.83	-		1,903,383.83
Capital Project Fund -								
Texpool - SR2017 Capital Projects	0.2200%	6.56	-	-	6.56	-		6.56
Texpool - SR2018 Capital Projects	0.2200%	1,359.34	-	-	1,359.34	-		1,359.34
Texpool - SR2019 Capital Projects	0.2200%	451,195.62	-	-	451,195.62	-		451,195.62
Total - Capital Project Fund		452,561.52	-	-	452,561.52	-		452,561.52
Total - All Funds		3,456,064.94	249,560.81	(378,311.75)	3,327,314.00	-		3,327,314.00

Transfer Letter Information:

(1) To transfer funds from First Citizens Operating Account to TexPool Operating Account: \$200,000.00

(2) To transfer funds from TexPool Operating Account to First Citizens Bookkeeper's Account: \$48,161.15

Recap & Standings Report

HAYSTAX

Cycles: All Taxing Units: Dripping Spr... Transaction Date Range: 04/01/2020 to 04/30/2020 Sorted By: By Year, Ascending Options: Separate Rollbacks, Include

Appraisal

WRR (Reunton Ranch WCID)

IS

	Beg. Uncollected	Adjustments	Adjusted Uncollected	Collections	P&I Collected	Credits / Discounts Allowed	Atty. Fee Collected	Variance	Uncollected Balance
2000 & prior	0.00	0.00	0.00	0.00	0.00	0.00	0.00	0.00	0.00
2001	0.00	0.00	0.00	0.00	0.00	0.00	0.00	0.00	0.00
2002	0.00	0.00	0.00	0.00	0.00	0.00	0.00	0.00	0.00
2003	0.00	0.00	0.00	0.00	0.00	0.00	0.00	0.00	0.00
2004	0.00	0.00	0.00	0.00	0.00	0.00	0.00	0.00	0.00
2005	0.00	0.00	0.00	0.00	0.00	0.00	0.00	0.00	0.00
2006	0.00	0.00	0.00	0.00	0.00	0.00	0.00	0.00	0.00
2007	0.00	0.00	0.00	0.00	0.00	0.00	0.00	0.00	0.00
2008	0.00	0.00	0.00	0.00	0.00	0.00	0.00	0.00	0.00
2009	0.00	0.00	0.00	0.00	0.00	0.00	0.00	0.00	0.00
2010	0.00	0.00	0.00	0.00	0.00	0.00	0.00	0.00	0.00
2011	0.00	0.00	0.00	0.00	0.00	0.00	0.00	0.00	0.00
2012	0.00	0.00	0.00	0.00	0.00	0.00	0.00	0.00	0.00
2013	0.00	0.00	0.00	0.00	0.00	0.00	0.00	0.00	0.00
2014	0.00	0.00	0.00	0.00	0.00	0.00	0.00	0.00	0.00
2015	0.00	0.00	0.00	0.00	0.00	0.00	0.00	0.00	0.00
2016	0.00	0.00	0.00	0.00	0.00	0.00	0.00	0.00	0.00
2017	822.00	0.00	822.00	0.00	0.00	0.00	0.00	0.00	822.00
2018	3,427.17	0.00	3,427.17	3,225.77	0.00	0.00	0.00	0.00	201.40
2019	22,158.09	0.00	22,158.09	5,105.77	465.98	0.00	0.00	0.00	17,052.32
2020	0.00	0.00	0.00	0.00	0.00	0.00	0.00	0.00	0.00
Summary									
Total Current	22,158.09	0.00	22,158.09	5,105.77	465.98	0.00	0.00	0.00	17,052.32
Total Delinquent	4,249.17	0.00	4,249.17	3,225.77	0.00	0.00	0.00	0.00	1,023.40
Rollbacks	0.00	0.00	0.00	0.00	0.00	0.00	0.00	0.00	0.00
Fee Type Total	26,407.26	0.00	26,407.26	8,331.54	465.98	0.00	0.00	0.00	18,075.72

Combined Collections (Collections + P&I Collected) – 8,797.52

Reunion Ranch W.C.I.D.
ANALYSIS OF TAXES COLLECTED FOR RECONCILIATION
April 30, 2020

TAX YEAR	2019			2018			2017			TOTAL		
	General Fund	Debt Service Fund	Total	General Fund	Debt Service Fund	Total	General Fund	Debt Service Fund	Total	General Fund	Debt Service Fund	Total
PERCENTAGE	\$ 0.1800	\$ 0.7250	\$ 0.8750	\$ 0.1750	\$ 0.7000	\$ 0.8750	\$ 0.3250	\$ 0.5500	\$ 0.8750			
COLLECTIONS:												
OCT												
TAX ADJUSTMENTS	0.00	0.00	0.00	0.00	0.00	0.00	0.00	0.00	0.00	0.00	0.00	0.00
BASE TAX REV	0.00	0.00	0.00	0.00	0.00	0.00	0.00	0.00	0.00	0.00	0.00	0.00
TAXES	0.00	0.00	0.00	0.00	0.00	0.00	36.92	62.48	99.40	36.92	62.48	99.40
PENALTY	0.00	0.00	0.00	0.00	0.00	0.00	12.18	20.62	32.80	12.18	20.62	32.80
NOV												
TAX ADJUSTMENTS	0.00	0.00	0.00	0.00	0.00	0.00	0.00	0.00	0.00	0.00	0.00	0.00
BASE TAX REV	0.00	0.00	0.00	0.00	0.00	0.00	0.00	0.00	0.00	0.00	0.00	0.00
TAXES	9,791.65	47,326.29	57,117.94	0.00	0.00	0.00	29.31	49.61	78.92	9,820.96	47,375.90	57,196.86
PENALTY	0.00	0.00	0.00	0.00	0.00	0.00	9.97	16.86	26.83	9.97	16.86	26.83
DEC												
TAX ADJUSTMENTS	642.74	3,106.55	3,749.29	806.44	3,225.77	4,032.21	0.00	0.00	0.00	1,449.18	6,332.32	7,781.50
BASE TAX REV	0.00	0.00	0.00	0.00	0.00	0.00	0.00	0.00	0.00	0.00	0.00	0.00
TAXES	174,304.71	842,472.76	1,016,777.47	0.00	0.00	0.00	36.37	61.55	97.92	174,341.08	842,534.31	1,016,875.39
PENALTY	0.00	0.00	0.00	0.00	0.00	0.00	12.73	21.54	34.27	12.73	21.54	34.27
JAN												
TAX ADJUSTMENTS	0.00	0.00	0.00	0.00	0.00	0.00	0.00	0.00	0.00	0.00	0.00	0.00
BASE TAX REV	0.00	0.00	0.00	0.00	0.00	0.00	0.00	0.00	0.00	0.00	0.00	0.00
TAXES	46,349.25	224,021.40	270,370.65	0.00	0.00	0.00	36.10	61.10	97.20	46,385.35	224,082.50	270,467.85
PENALTY	0.00	0.00	0.00	0.00	0.00	0.00	12.99	21.99	34.98	12.99	21.99	34.98
FEB												
TAX ADJUSTMENTS	0.00	0.00	0.00	0.00	0.00	0.00	0.00	0.00	0.00	0.00	0.00	0.00
BASE TAX REV	0.00	0.00	0.00	0.00	0.00	0.00	0.00	0.00	0.00	0.00	0.00	0.00
TAXES	20,031.67	96,819.75	116,851.42	0.00	0.00	0.00	0.00	0.00	0.00	20,031.67	96,819.75	116,851.42
PENALTY	269.26	1,301.41	1,570.67	0.00	0.00	0.00	0.00	0.00	0.00	269.26	1,301.41	1,570.67
MAR												
TAX ADJUSTMENTS	0.00	0.00	0.00	0.00	0.00	0.00	0.00	0.00	0.00	0.00	0.00	0.00
BASE TAX REV	0.00	0.00	0.00	0.00	0.00	0.00	0.00	0.00	0.00	0.00	0.00	0.00
TAXES	1,916.30	9,262.14	11,178.44	0.00	0.00	0.00	388.24	657.02	1,045.26	2,304.54	9,919.16	12,223.70
PENALTY	44.99	217.47	262.46	0.00	0.00	0.00	145.38	246.03	391.41	190.37	463.50	653.87
APR												
TAX ADJUSTMENTS	0.00	0.00	0.00	0.00	0.00	0.00	0.00	0.00	0.00	0.00	0.00	0.00
BASE TAX REV	0.00	0.00	0.00	0.00	0.00	0.00	0.00	0.00	0.00	0.00	0.00	0.00
TAXES	1,056.37	5,105.76	6,162.13	806.44	3,225.77	4,032.21	0.00	0.00	0.00	1,862.81	8,331.53	10,194.34
PENALTY	96.41	465.99	562.40	0.00	0.00	0.00	0.00	0.00	0.00	96.41	465.99	562.40
MAY												
TAX ADJUSTMENTS	0.00	0.00	0.00	0.00	0.00	0.00	0.00	0.00	0.00	0.00	0.00	0.00
BASE TAX REV	0.00	0.00	0.00	0.00	0.00	0.00	0.00	0.00	0.00	0.00	0.00	0.00
TAXES	0.00	0.00	0.00	0.00	0.00	0.00	0.00	0.00	0.00	0.00	0.00	0.00
PENALTY	0.00	0.00	0.00	0.00	0.00	0.00	0.00	0.00	0.00	0.00	0.00	0.00
JUN												
TAX ADJUSTMENTS	0.00	0.00	0.00	0.00	0.00	0.00	0.00	0.00	0.00	0.00	0.00	0.00
BASE TAX REV	0.00	0.00	0.00	0.00	0.00	0.00	0.00	0.00	0.00	0.00	0.00	0.00
TAXES	0.00	0.00	0.00	0.00	0.00	0.00	0.00	0.00	0.00	0.00	0.00	0.00
PENALTY	0.00	0.00	0.00	0.00	0.00	0.00	0.00	0.00	0.00	0.00	0.00	0.00
JUL												
TAX ADJUSTMENTS	0.00	0.00	0.00	0.00	0.00	0.00	0.00	0.00	0.00	0.00	0.00	0.00
BASE TAX REV	0.00	0.00	0.00	0.00	0.00	0.00	0.00	0.00	0.00	0.00	0.00	0.00
TAXES	0.00	0.00	0.00	0.00	0.00	0.00	0.00	0.00	0.00	0.00	0.00	0.00
PENALTY	0.00	0.00	0.00	0.00	0.00	0.00	0.00	0.00	0.00	0.00	0.00	0.00
AUG												
TAX ADJUSTMENTS	0.00	0.00	0.00	0.00	0.00	0.00	0.00	0.00	0.00	0.00	0.00	0.00
BASE TAX REV	0.00	0.00	0.00	0.00	0.00	0.00	0.00	0.00	0.00	0.00	0.00	0.00
TAXES	0.00	0.00	0.00	0.00	0.00	0.00	0.00	0.00	0.00	0.00	0.00	0.00
PENALTY	0.00	0.00	0.00	0.00	0.00	0.00	0.00	0.00	0.00	0.00	0.00	0.00
SEP												
TAX ADJUSTMENTS	0.00	0.00	0.00	0.00	0.00	0.00	0.00	0.00	0.00	0.00	0.00	0.00
BASE TAX REV	0.00	0.00	0.00	0.00	0.00	0.00	0.00	0.00	0.00	0.00	0.00	0.00
TAXES	0.00	0.00	0.00	0.00	0.00	0.00	0.00	0.00	0.00	0.00	0.00	0.00
PENALTY	0.00	0.00	0.00	0.00	0.00	0.00	0.00	0.00	0.00	0.00	0.00	0.00
TOTAL												
BASE TAX REV	0.00	0.00	0.00	0.00	0.00	0.00	0.00	0.00	0.00	0.00	0.00	0.00
TAXES	253,449.95	1,225,008.10	1,478,458.05	806.44	3,225.77	4,032.21	526.94	891.76	1,418.70	254,783.33	1,229,125.63	1,483,908.96
PENALTY	410.66	1,984.87	2,395.53	0.00	0.00	0.00	193.25	327.04	520.29	603.91	2,311.91	2,915.82
TOTAL DISTRIBUTION	253,860.61	1,226,992.97	1,480,853.58	806.44	3,225.77	4,032.21	720.19	1,218.80	1,938.99	255,387.24	1,231,437.54	1,486,824.78
BEGINNING												
TAXES RECEIVABLE	256,335.28	1,238,953.86	1,495,289.14	50.35	201.40	251.75	1,012.67	1,713.76	2,726.43	257,398.30	1,240,869.02	1,498,267.32
TAX ADJUSTMENTS	642.74	3,106.55	3,749.29	806.44	3,225.77	4,032.21	0.00	0.00	0.00	1,449.18	6,332.32	7,781.50
BASE TAX REV	0.00	0.00	0.00	0.00	0.00	0.00	0.00	0.00	0.00	0.00	0.00	0.00
LESS: COLLECTIONS	(253,449.95)	(1,225,008.10)	(1,478,458.05)	(806.44)	(3,225.77)	(4,032.21)	(526.94)	(891.76)	(1,418.70)	(254,783.33)	(1,229,125.63)	(1,483,908.96)
TAX REC @ END OF PERIOD	3,528.07	17,052.31	20,580.38	50.35	201.40	251.75	485.73	822.00	1,307.73	4,064.15	18,076.71	22,119.66

**Reunion Ranch W.C.I.D.
Collateral Analysis Schedule
April 30, 2020**

	<u>Funds</u>	<u>Collateral</u>	<u>Over/(Under) Collateralized</u>
First Citizens Bank			
Operating Account	\$ 212,060.19		
Bookkeeper's Account	47,062.87		
Total Funds First Citizens Bank	<u>259,123.06</u>		
FDIC Coverage		<u>250,000.00</u>	
Pledged Collateral First Citizens Bank (Market Value)		<u>403,689.43</u>	
Total Collateral		<u>653,689.43</u>	
Total Collateral/Funds	<u>\$ 259,123.06</u>	<u>\$ 653,689.43</u>	<u>\$ 394,566.37</u>

Pledge Inventory Report

First-Citizens Bank & Trust Co
 Raleigh, NC
 FROM 4/1/2020 TO 4/30/2020

Customer ID: 65900
 Report Date: 5/1/2020
 PAS Rep: Joanne Rodriguez
 Account Rep: Mike Phillips/Ryan Gallant

Cusip Ticket	Description Location Code/Name	Maturity/Refunded Dt Group	Intent Coupon	S&P Moody	Market Price Dt Maturity (Yr)	Original Face Par	Book Value Market Value
Pledged: REUN - TX - Reunion Ranch WCID Round Rock Texas							
3136ALYX3 1041499	FNM14081 CA WF - Wells Fargo	03/25/2041 CM1	AFS 3.00000	NA Nr	4/30/2020 20.92	890,973.00 333,647.82	342,902.93 343,334.33
3137FRSN2 1223273	FHR 4957 TA WF - Wells Fargo	03/25/2048 CM1	AFS 3.00000	NR Nr	4/30/2020 27.92	28,000.00 27,819.54	28,624.14 29,704.40
38382AR23 1211542	GNR 2019-147 AB WF - Wells Fargo	10/16/2060 MB3	AFS 2.50000	NR Nr	4/30/2020 40.49	30,000.00 29,758.78	29,535.07 30,650.70
3	Total Pledged: REUN - TX - Reunion Ranch WCID Round Rock Texas					948,973.00 391,226.14	401,062.14 403,689.43

This report reflects information submitted to us by the customer. It is not intended to be used as the official record of safekeeping location and/or pledged holdings. This information should be provided by the customer's safekeeper.

FHN Financial PASPort
 Page 276

FINANCIAL STATEMENTS

Reunion Ranch W.C.I.D.
Accountant's Compilation Report

April 30, 2020

The District is responsible for the accompanying financial statements of the governmental activities of Reunion Ranch W.C.I.D., as of and for the seven months ended April 30, 2020, which collectively comprise the District's basic financial statements – governmental funds in accordance with the accounting principles generally accepted in the United States of America. We have performed a compilation engagement in accordance with Statements on Standards for Accounting and Review Services promulgated by the Accounting and Review Services Committee of the AICPA. We did not audit or review the financial statements nor were we required to perform any procedures to verify the accuracy or completeness of the information provided by management. Accordingly, we do not express an opinion, a conclusion, nor provide any form of assurance on these financial statements.

The District has omitted the management's discussion and analysis, the Statement of Net Assets, and Statement of Activities that the Governmental Accounting Standards Board required to be presented to supplement the basic financial statements. Such missing information, although not a part of the basic financial statements, is required by the Governmental Accounting Standards Board who considers it to be an essential part of financial reporting for placing the basic financial statements in an appropriate operational, economic, or historic context.

In addition, the District has elected to omit substantially all of the disclosures and the statement of cash flows required by accounting principles generally accepted in the United States of America. If the omitted disclosures and components required by GASB 34 were included in the financial statements, they might influence the user's conclusions about the District's financial position, results of operations, and cash flows. Accordingly, these financial statements are not designed for those who are not informed about such matters.

Accounting principles generally accepted in the United States of America require that budgetary comparison information be presented to supplement the basic financial statements. Such information is presented for purposes of additional analysis and, although not a required part of the basic financial statements, is required by the Governmental Accounting Standards Board who considers it to be an essential part of financial reporting and for placing the basic financial statements in an appropriate operational, economic, or historical context. Such information is the responsibility of management. The required supplementary information was subject to our compilation engagement. We have not audited or reviewed the required supplementary information and do not express an opinion, a conclusion, nor provide any assurance on such information.

Supplementary Information

The supplementary information contained in the schedules described in the Supplementary Information Index is presented for purposes of additional analysis and is not a required part of the basic financial statements. This information is the representation of management. The information was subject to our compilation engagement, however, we have not audited or reviewed the supplementary information and, accordingly, do not express an opinion, a conclusion, nor provide any form of assurance on such supplementary information.

We are not independent with respect to Reunion Ranch W.C.I.D.



BOTT & DOUTHITT, P.L.L.C.

June 9, 2020
Round Rock, TX

**Reunion Ranch W.C.I.D.
Governmental Funds Balance Sheet
April 30, 2020**

	Governmental Funds			Governmental Funds Total
	General Fund	Debt Service Fund	Capital Projects Fund	
Assets				
Cash and Cash Equivalents -				
Cash - Operating	\$ 212,281.98	\$ -	\$ -	\$ 212,281.98
Cash - Bookkeeper's Account	27,719.85	-	-	27,719.85
Cash Equivalents	860,117.76	1,903,383.83	452,561.52	3,216,063.11
Receivables -				
Property Taxes	4,064.17	18,075.69	-	22,139.86
Service Accounts, net of allowance for doubtful accounts of \$ -	57,776.26	-	-	57,776.26
Prepaid Expense	1,872.85	-	20,634.07	22,506.92
Accounts Receivable - Other	33,638.87	-	-	33,638.87
Accrued Service Revenue	33,757.29	-	-	33,757.29
Interfund	28,561.71	-	-	28,561.71
Total Assets	\$ 1,259,790.74	\$ 1,921,459.52	\$ 473,195.59	\$ 3,654,445.85
Liabilities				
Accounts Payable	\$ 123,072.15	\$ -	\$ -	\$ 123,072.15
Accrued Expenditures	13,174.81	-	-	13,174.81
Customer Deposits	60,050.00	-	-	60,050.00
Builder Deposit	2,000.00	-	-	2,000.00
Due to TCEQ	1,066.38	-	-	1,066.38
Interfund	-	4,454.13	24,107.58	28,561.71
Payroll Taxes Payable	137.70	-	-	137.70
Total Liabilities	199,501.04	4,454.13	24,107.58	228,062.75
Deferred Inflows of Resources				
Deferred Revenue - Property Taxes	4,064.17	18,075.69	-	22,139.86
Total Deferred Inflows of Resources	4,064.17	18,075.69	-	22,139.86
Fund Balance				
Fund Balances:				
Restricted for				
Debt Service	-	1,898,929.70	-	1,898,929.70
Capital Projects	-	-	449,088.01	449,088.01
Unassigned	1,056,225.53	-	-	1,056,225.53
Total Fund Balances	1,056,225.53	1,898,929.70	449,088.01	3,404,243.24
Total Liabilities, Deferred Inflows of Resources and Fund Balances	\$ 1,259,790.74	\$ 1,921,459.52	\$ 473,195.59	\$ 3,654,445.85

See Accountants' Report.

**Reunion Ranch W.C.I.D.
Statement of Revenues,
Expenditures & Changes in Fund Balance-Governmental Funds
October 1, 2019 - April 30, 2020**

	Governmental Funds			Governmental Funds Total
	General Fund	Debt Service Fund	Capital Projects Fund	
Revenues:				
Property Tax Revenue	\$ 255,387.24	\$ 1,231,437.54	\$ -	\$ 1,486,824.78
Service Accounts				
Water Revenue	264,249.96	-	-	264,249.96
Wastewater Revenue	143,289.05	-	-	143,289.05
Service Revenue Penalties	4,932.49	-	-	4,932.49
Tap Fee Income	47,000.00	-	-	47,000.00
Inspection Fee Income	39,050.00	-	-	39,050.00
Interest and Other Income	8,412.72	11,278.49	2,130.61	21,821.82
Total Revenues	762,321.46	1,242,716.03	2,130.61	2,007,168.10
Expenditures:				
Operating Expenses -				
Reservation Fee	15,902.00	-	-	15,902.00
Monthly Charges	65,831.48	-	-	65,831.48
Water Purchases	83,454.39	-	-	83,454.39
Operations & Management	58,132.54	-	-	58,132.54
Repairs & Maintenance	201,273.82	-	-	201,273.82
Inspections	31,789.28	-	-	31,789.28
Utilities	9,671.50	-	-	9,671.50
Landscape Maintenance	25,445.00	-	-	25,445.00
Pond Maintenance	5,465.00	-	-	5,465.00
Chemicals	11,575.91	-	-	11,575.91
Lab Fees	14,526.28	-	-	14,526.28
Sludge Hauling	90,694.07	-	-	90,694.07
Permit Fee	1,328.05	-	-	1,328.05
Administrative Services -				
Director Fees, including payroll tax	5,490.18	-	-	5,490.18
Director Reimbursements	369.46	-	-	369.46
Insurance	14,673.03	-	-	14,673.03
Tax Appraisal/Collection Fees	909.25	4,394.71	-	5,303.96
Miscellaneous Expense	4,966.52	-	-	4,966.52
Professional Fees -				
Legal Fees	42,725.17	-	-	42,725.17
Bookkeeping Fees	14,750.00	-	-	14,750.00
Engineering Fees	16,841.49	-	-	16,841.49
Engineering Fees - Special	1,373.75	-	-	1,373.75
Audit Fees	11,500.00	-	-	11,500.00
Debt Service -				
Interest Expense	-	310,645.64	256,992.00	567,637.64
Fiscal Agent Fees	-	800.00	-	800.00
Bond Issuance Costs	-	-	397,665.97	397,665.97
Capital Outlay	-	-	3,870,776.00	3,870,776.00
Total Expenditures	728,688.17	315,840.35	4,525,433.97	5,569,962.49
Excess/(Deficiency) of Revenues Over (Under) Expenditures	33,633.29	926,875.68	(4,523,303.36)	(3,562,794.39)
Other Financing Sources (Uses):				
Bond Proceeds	-	74,388.00	4,925,612.00	5,000,000.00
Bond Premium	-	-	16,389.75	16,389.75
Bond Discount	-	-	(5,593.65)	(5,593.65)
Total Other Financing Sources (Uses)	-	74,388.00	4,936,408.10	5,010,796.10
Excess/(Deficiency) of Revenues And Other Financing Sources Over (Under) Expenditures and Other Financing Uses	33,633.29	1,001,263.68	413,104.74	1,448,001.71
Fund Balance, October 1, 2019	1,022,592.24	897,666.02	35,983.27	1,956,241.53
Fund Balance, April 30, 2020	\$ 1,056,225.53	\$ 1,898,929.70	\$ 449,088.01	\$ 3,404,243.24

See Accountants' Report,

Supplementary Information Index

General Fund

- Budgetary Comparison Schedule
- Revenues & Expenses: Actual + Budgeted
- Cash Account Reconciliations
- A/P Aging Summary
- Payroll Summary
- Adjustments Journal
- General Ledger

Debt Service Fund

- Debt Service Schedule
- Adjustments Journal
- General Ledger

Capital Projects Fund

- Adjustments Journal
- General Ledger

General Fund

**Reunion Ranch W.C.I.D.
Budgetary Comparison Schedule - General Fund
April 30, 2020**

	CURRENT MONTH			YEAR TO DATE		
	Actual	Budget	Difference	Actual	Budget	Difference
Revenues:						
Property Tax Revenue	\$ 1,959.22	\$ -	\$ 1,959.22	\$ 255,387.24	\$ 249,624.00	\$ 5,763.24
Service Accounts						
Water Revenue	35,585.48	29,068.00	6,517.48	264,249.96	199,750.00	64,499.96
Wastewater Revenue	23,367.43	18,288.00	5,079.43	143,289.05	125,022.00	18,267.05
Service Revenue Penalties	380.81	474.00	(93.19)	4,932.49	3,248.00	1,684.49
Tap Fees	15,000.00	3,000.00	12,000.00	47,000.00	21,000.00	26,000.00
Inspection Fees	13,200.00	2,250.00	10,950.00	39,050.00	15,750.00	23,300.00
Interest and Other Income	604.46	950.00	(345.54)	8,412.72	6,650.00	1,762.72
Total Revenues	90,097.40	54,030.00	36,067.40	762,321.46	621,044.00	141,277.46
Expenditures:						
Operating Expenses -						
Reservation Fee	2,114.58	1,583.00	(531.58)	15,902.00	11,081.00	(4,821.00)
Monthly Charges	10,041.09	10,041.00	(0.09)	65,831.48	70,287.00	4,455.52
Water Purchases	9,884.45	8,686.00	(1,198.45)	83,454.39	60,043.00	(23,411.39)
Management and Operations	8,408.61	7,353.00	(1,055.61)	58,132.54	51,156.00	(6,976.54)
Repairs and Maintenance	41,948.68	12,250.00	(29,698.68)	201,273.82	85,750.00	(115,523.82)
Inspection Fees	5,217.19	1,950.00	(3,267.19)	31,789.28	13,650.00	(18,139.28)
Utilities	1,263.05	1,350.00	86.95	9,671.50	9,450.00	(221.50)
Landscape Maintenance	3,735.00	2,865.00	(870.00)	25,445.00	20,055.00	(5,390.00)
Pond Maintenance	820.00	1,000.00	180.00	5,465.00	7,000.00	1,535.00
Chemicals	8,202.78	1,250.00	(6,952.78)	11,575.91	8,750.00	(2,825.91)
Lab Fees	6,115.68	1,750.00	(4,365.68)	14,526.28	12,250.00	(2,276.28)
Sludge Hauling	12,386.94	6,000.00	(6,386.94)	90,694.07	42,000.00	(48,694.07)
Permit Fees	-	-	-	1,328.05	1,500.00	171.95
Administrative Services -						
Director Fees, incl payroll taxes	968.85	815.00	(153.85)	5,490.18	5,705.00	214.82
Director Reimbursement	-	65.00	65.00	369.46	455.00	85.54
Insurance	-	-	-	14,673.03	15,000.00	326.97
Tax Appraisal/Collector Fees	-	-	-	909.25	2,000.00	1,090.75
Miscellaneous	265.00	100.00	(165.00)	4,966.52	3,700.00	(1,266.52)
Professional Fees -						
Legal Fees	8,369.00	5,250.00	(3,119.00)	42,725.17	36,750.00	(5,975.17)
Accounting Fees	2,000.00	2,000.00	-	14,750.00	14,500.00	(250.00)
Engineering Fees - General	1,500.00	2,850.00	1,350.00	16,841.49	19,950.00	3,108.51
Engineering Fees - Special	-	2,000.00	2,000.00	1,373.75	14,000.00	12,626.25
Audit Fees	-	-	-	11,500.00	11,500.00	-
Total Expenditures	123,240.90	69,158.00	(54,082.90)	728,688.17	516,532.00	(212,156.17)
Excess/(Deficiency) of Revenues Over/ (Under) Expenditures	\$ (33,143.50)	\$ (15,128.00)	\$ (18,015.50)	\$ 33,633.29	\$ 104,512.00	\$ (70,878.71)

**Reunion Ranch W.C.I.D.
Revenues and Expenditures - General Fund: Actuals + Budgeted
Fiscal Year 2019-2020**

	FY 2020 Budget Approved 9/11/19	Actual Oct-19	Actual Nov-19	Actual Dec-19	Actual Jan-20	Actual Feb-20	Actual Mar-20	Actual Apr-20	Budget May-20	Budget Jun-20	Budget Jul-20	Budget Aug-20	Budget Sep-20	Projected Actual	Projected Variance
Revenues:															
Property Tax Revenues	\$ 249,624	\$ 49	\$ 9,831	\$ 174,354	\$ 46,398	\$ 20,301	\$ 2,495	\$ 1,959	\$ -	\$ -	\$ -	\$ -	\$ -	\$ 255,387	\$ 5,763
Service Accounts -															
Water Service Fees	403,917	59,275	41,656	33,471	29,760	32,525	31,948	35,585	29,294	39,100	44,916	45,257	45,600	469,417	64,500
Sewer Service Fees	218,595	19,459	19,592	19,492	19,143	19,416	22,819	23,367	18,430	18,573	16,715	18,855	19,000	236,862	18,267
Service Account Penalties	5,225	1,396	1,090	287	499	715	566	381	477	577	636	641	646	7,909	1,684
Tap Fee Income	36,000	6,000	-	12,000	4,000	10,000	-	15,000	3,000	3,000	3,000	3,000	3,000	62,000	26,000
Inspection Fee Income	27,000	4,800	-	9,600	3,200	8,250	-	13,200	2,250	2,250	2,250	2,250	2,250	50,300	23,300
Interest and Miscellaneous Income	11,400	1,405	1,307	1,313	1,400	1,238	1,145	604	950	950	950	950	950	13,163	1,763
Total Revenues	952,761	92,384	73,476	250,517	104,430	92,445	58,573	80,897	54,401	64,450	70,467	70,953	71,446	1,094,038	141,277
Expenditures:															
Operating Expenses -															
SCMA Firm Water Reservation Fee	18,996	1,583	1,583	1,583	4,562	2,362	2,115	2,115	1,583	1,583	1,583	1,583	1,583	23,817	(4,821)
WTPUA Monthly Charge	120,492	5,385	10,041	10,041	10,041	10,041	10,041	10,041	10,041	10,041	10,041	10,041	10,041	116,036	4,456
Water Purchases	140,217	35,888	18,188	8,071	7,222	7,244	7,175	9,884	8,753	14,996	18,668	18,808	18,951	163,628	(23,411)
Management & Operations	88,146	9,427	8,342	8,268	7,850	7,905	7,731	8,409	7,368	7,383	7,388	7,413	7,428	95,133	(6,977)
Inspections	23,400	4,622	4,888	3,435	5,812	3,331	4,284	5,217	1,950	1,950	1,950	1,950	1,950	41,539	(18,139)
Utilities	16,200	1,505	1,132	1,505	1,870	1,158	1,240	1,263	1,350	1,350	1,350	1,350	1,350	16,422	(222)
Bacteriological Testing	21,000	155	-	4,215	2,767	1,122	107	6,116	1,750	1,750	1,750	1,750	1,750	23,276	(2,276)
Chemicals	15,800	-	-	-	927	2,447	-	8,203	1,250	1,250	1,250	1,250	1,250	17,826	(2,826)
Sludge Hauling	72,000	-	11,903	-	17,078	48,327	-	12,387	6,000	6,000	6,000	6,000	6,000	126,694	(48,694)
Permit Fee	1,500	-	788	-	-	838	-	-	-	-	-	-	-	1,328	172
Repairs & Maintenance -															
Water System	33,000	2,883	4,370	783	10,285	1,079	659	3,187	2,750	2,750	2,750	2,750	2,750	36,766	(3,766)
Wastewater	96,000	13,729	6,510	8,155	16,113	76,298	10,663	38,782	8,000	8,000	8,000	8,000	8,000	203,638	(107,638)
Irrigation	18,000	790	-	-	3,580	10,351	-	-	1,500	1,500	1,500	1,500	1,500	22,120	(4,120)
Landscape Maintenance	34,380	4,815	4,615	3,115	3,115	3,115	3,735	3,735	3,885	3,885	3,885	3,885	30,770	(5,390)	
Pond Maintenance	22,000	805	735	765	780	780	780	820	1,000	1,000	1,000	1,000	11,000	20,465	
Subtotal-District Facilities	720,331	70,787	73,006	49,906	91,996	171,327	47,930	110,138	56,160	62,418	66,103	66,200	76,418	843,448	(322,117)
Administrative Services -															
Director Fees, incl payroll tax	9,778	807	807	807	807	807	484	958	815	815	815	815	814	9,544	215
Director Reimbursements	780	63	63	63	63	63	53	-	65	65	65	65	65	884	86
Insurance	16,000	13,173	1,500	-	-	-	-	-	-	-	-	-	-	14,673	327
Tax Appraisal/Collector Fees	4,800	-	-	450	-	-	458	-	-	1,000	-	-	1,000	2,909	1,091
Public Notice	1,450	-	-	-	-	-	-	-	-	-	-	1,450	-	1,450	-
Miscellaneous	4,200	204	2,624	576	541	101	657	265	100	100	100	100	100	5,467	(1,267)
Subtotal-Admin. Services	35,209	14,248	4,994	1,896	1,412	971	1,654	1,234	980	1,980	980	2,430	1,979	34,757	452
Professional Fees -															
Legal Fees	63,000	7,308	4,901	5,563	6,385	5,289	5,091	8,368	3,290	5,350	5,250	5,250	5,250	68,975	(5,875)
Accounting Fees	24,500	2,000	2,000	2,000	2,750	2,000	2,000	2,000	2,000	2,000	2,000	2,000	2,000	24,750	(250)
Engineering Fees	34,200	3,543	3,988	2,477	3,875	1,999	1,500	1,500	2,850	2,850	2,850	2,850	2,850	31,091	3,109
Engineering Fees - Special	24,000	546	-	853	-	-	178	-	2,000	2,000	2,000	2,000	2,000	11,374	12,626
Audit Fees	11,500	-	-	-	11,500	-	-	-	-	-	-	-	-	11,500	-
Permit Renewal	-	-	-	-	-	-	-	-	-	-	-	-	-	-	-
Subtotal-Professional Fees	157,200	13,316	10,869	10,693	27,510	9,168	8,766	11,869	12,100	12,100	12,100	12,100	12,100	147,699	9,510
Total Expenditures	912,740	98,351	88,868	62,494	135,018	181,487	88,349	123,241	69,290	76,428	79,183	80,790	80,497	1,124,896	(212,156)
Excess/(Deficiency) of Revenues over Expenditures	\$ 40,021	\$ (5,967)	\$ (15,393)	\$ 188,022	\$ (11,487)	\$ (89,022)	\$ 623	\$ (33,144)	\$ (14,839)	\$ (12,048)	\$ (8,716)	\$ (9,837)	\$ (19,051)	\$ (30,858)	\$ (70,879)

See Accountants Report

**Reunion Ranch W.C.I.D.
Cash Account Reconciliations
April 30, 2020**

	First Citizens Operating	First Citizens Bookkeeper's	Total
Beginning Bank Balance 4/1/2020	\$ 172,341.18	\$ 19,161.11	\$ 191,502.29
Cleared Transactions			
Checks and Payments	(168,350.99)	(341,064.50)	(509,415.49)
Deposits and Credits	208,070.00	368,966.26	577,036.26
Total Cleared Transactions	39,719.01	27,901.76	67,620.77
Ending Bank Balance 4/30/2020	212,060.19	47,062.87	259,123.06
Uncleared Transactions			
Deposits in Transit	688.51	-	688.51
Outstanding Checks	(466.72)	(19,343.02)	(19,809.74)
Total Uncleared Transactions	221.79	(19,343.02)	(19,121.23)
Register Balance as of 4/30/2020	<u>\$ 212,281.98</u>	<u>\$ 27,719.85</u>	<u>\$ 240,001.83</u>

See Accountants' Report.

**Reunion Ranch W.C.I.D.
A/P Aging Summary
As of April 30, 2020**

	Current	1 - 30	31 - 60	61 - 90	> 90	TOTAL
Aquatic Features Inc	820.00	0.00	0.00	0.00	0.00	820.00
██████████	92.97	0.00	0.00	0.00	0.00	92.97
Bott & Douthitt, P.L.L.C.	2,000.00	0.00	0.00	0.00	0.00	2,000.00
DSHS Central Lab	106.96	0.00	0.00	0.00	0.00	106.96
Inframark LLC	78,790.61	0.00	0.00	0.00	0.00	78,790.61
LCRA	3,295.28	0.00	0.00	0.00	0.00	3,295.28
LEAF	4,356.95	0.00	0.00	0.00	0.00	4,356.95
Murfee Engineering Company	1,500.00	0.00	0.00	0.00	0.00	1,500.00
Pedernales Electric Cooperative	1,028.13	0.00	0.00	0.00	0.00	1,028.13
Sommers Marketing + Public Relations	100.00	0.00	0.00	0.00	0.00	100.00
██████████	132.41	0.00	0.00	0.00	0.00	132.41
West Travis County PUA	18,744.84	0.00	0.00	0.00	0.00	18,744.84
Willatt & Flickinger, P.L.L.C.	8,369.00	0.00	0.00	0.00	0.00	8,369.00
Zane Furr	3,735.00	0.00	0.00	0.00	0.00	3,735.00
TOTAL	123072.15	0.00	0.00	0.00	0.00	123072.15

See Accountants' Report.

**Reunion Ranch W.C.I.D.
Payroll Summary**

April 2020

	Dennis Daniel		George Sykes		Nathan Neese		Thomas J. Rogers		Vincent J. Torrona		TOTAL	
	Apr 20	Oct 19 - Apr 20	Apr 20	Oct 19 - Apr 20	Apr 20	Oct 19 - Apr 20	Apr 20	Oct 19 - Apr 20	Apr 20	Oct 19 - Apr 20	Apr 20	Oct 19 - Apr 20
Employee Wages, Taxes and Adjustments												
Gross Pay												
Director Fees	150.00	1,050.00	150.00	1,050.00	300.00	1,200.00	150.00	900.00	150.00	900.00	900.00	5,100.00
Mileage	0.00	104.40	0.00	111.35	0.00	104.40	0.00	0.00	0.00	49.30	0.00	269.45
Total Gross Pay	150.00	1,154.40	150.00	1,161.35	300.00	1,304.40	150.00	900.00	150.00	949.30	900.00	5,469.46
Adjusted Gross Pay	150.00	1,154.40	150.00	1,161.35	300.00	1,304.40	150.00	900.00	150.00	949.30	900.00	5,469.46
Taxes Withheld												
Federal Withholding	0.00	0.00	0.00	0.00	0.00	0.00	0.00	0.00	0.00	0.00	0.00	0.00
Medicare Employee	(2.17)	(15.23)	(2.17)	(15.23)	(4.35)	(17.41)	(2.18)	(13.06)	(2.18)	(13.06)	(13.06)	(73.98)
Social Security Employee	(5.30)	(65.10)	(5.30)	(65.10)	(10.60)	(74.40)	(5.30)	(55.80)	(5.30)	(55.80)	(55.80)	(316.20)
Medicare Employer Adif Tax	0.00	0.00	0.00	0.00	0.00	0.00	0.00	0.00	0.00	0.00	0.00	0.00
Total Taxes Withheld	(11.47)	(80.33)	(11.47)	(80.33)	(22.95)	(91.81)	(11.48)	(68.86)	(11.48)	(68.86)	(68.86)	(399.18)
Net Pay	138.53	1,074.07	138.53	1,081.02	277.05	1,212.59	138.52	831.14	138.52	880.44	831.15	5,070.28
Employer Taxes and Contributions												
Medicare Company	2.17	15.23	2.17	15.23	4.35	17.41	2.18	13.06	2.18	13.06	13.06	73.98
Social Security Company	9.30	65.10	9.30	65.10	18.60	74.40	9.30	55.80	9.30	55.80	55.80	316.20
TOTAL Employer Taxes and Contributions	11.47	80.33	11.47	80.33	22.95	91.81	11.48	68.86	11.48	68.86	68.85	399.18

See Accountants Report.

**Reunion Ranch W.C.I.D.
Adjustments Journal
April 2020**

Date	Num	Memo	Account	Debit	Credit
04/30/2020	4.1	Record Tax Collections	1152 • Taxes Receivable		1,862.81
		Record Tax Collections	2704 • Deferred Revenue - Property Tax	1,862.81	
		Record Tax Collections	4300 • Property Tax Revenue		1,862.81
		Record Tax Collections	4350 • Penalties & Interest - Tax		96.41
		Record Tax Collections	1173 • Due From Debt Service Fund	1,959.22	
				3,822.03	3,822.03
04/30/2020	4.2	Record B&C Reports	1120 • Service Accounts Receivable	61,621.88	
		Record B&C Reports	4225 • Service Revenue Penalties	9.52	
		Record B&C Reports	4100 • Water Revenue	3.99	
		Record B&C Reports	4200 • Wastewater Revenues	8.08	
		Record B&C Reports	2139 • TCEQ Liability	0.02	
		Record B&C Reports	2161 • Customer Deposits		300.00
		Record B&C Reports	4100 • Water Revenue		30.00
		Record B&C Reports	4225 • Service Revenue Penalties		390.33
		Record B&C Reports	4100 • Water Revenue		35,453.29
		Record B&C Reports	4200 • Wastewater Revenues		23,375.51
		Record B&C Reports	2139 • TCEQ Liability		294.36
		Record B&C Reports	2161 • Customer Deposits		1,500.00
		Record B&C Reports	4100 • Water Revenue		300.00
				61,643.49	61,643.49
04/30/2020	4.3	Record Refunded/Applied Deposits	2161 • Customer Deposits	300.00	
		Record Refunded/Applied Deposits	4100 • Water Revenue		300.00
		Record Refunded/Applied Deposits	1120 • Service Accounts Receivable		268.44
		Record Refunded/Applied Deposits	4100 • Water Revenue	268.44	
				568.44	568.44
04/30/2020	4.4	Record Admin Labor - 536 Katie - SO 2218454	1325 • A/R Other	15.00	
		Record Admin Labor - 536 Katie - SO 2218454	4560 • Miscellaneous Income		15.00
		Record Admin Labor - 536 Katie - SO 2218452	1325 • A/R Other	15.00	
		Record Admin Labor - 536 Katie - SO 2218452	4560 • Miscellaneous Income		15.00
		Record Admin Labor - 2829 Reunion - SO 2220...	1325 • A/R Other	15.00	
		Record Admin Labor - 2829 Reunion - SO 2220...	4560 • Miscellaneous Income		15.00
		Record Admin Labor - 322 Delayne - SO 2223157	1325 • A/R Other	15.00	
		Record Admin Labor - 322 Delayne - SO 2223157	4560 • Miscellaneous Income		15.00
		Record Admin Labor - 485 Katie - SO 2226926	1325 • A/R Other	15.00	
		Record Admin Labor - 485 Katie - SO 2226926	4560 • Miscellaneous Income		15.00
		Record Admin Labor - 3135 Reunion - SO 2239...	1325 • A/R Other	15.00	
		Record Admin Labor - 3135 Reunion - SO 2239...	4560 • Miscellaneous Income		15.00
		Record Admin Labor - 2574 Reunion - SO 2241...	1325 • A/R Other	15.00	
		Record Admin Labor - 2574 Reunion - SO 2241...	4560 • Miscellaneous Income		15.00
		Record Admin Labor - 536 Katie - SO 2218455	1325 • A/R Other	15.00	
		Record Admin Labor - 536 Katie - SO 2218455	4560 • Miscellaneous Income		15.00
		Record Admin Labor - 322 Delayne - SO 2223158	1325 • A/R Other	15.00	
		Record Admin Labor - 322 Delayne - SO 2223158	4560 • Miscellaneous Income		15.00
		Record Admin Labor - 2796 Reunion - SO 2234...	1325 • A/R Other	15.00	
		Record Admin Labor - 2796 Reunion - SO 2234...	4560 • Miscellaneous Income		15.00
		Record Admin Labor - 2574 Reunion - SO 2243...	1325 • A/R Other	15.00	
		Record Admin Labor - 2574 Reunion - SO 2243...	4560 • Miscellaneous Income		15.00
		Record Admin Labor - 462 Delayne - SO 2218276	1325 • A/R Other	15.00	
		Record Admin Labor - 462 Delayne - SO 2218276	4560 • Miscellaneous Income		15.00
		Record Admin Labor - 177 Patience - SO 2224171	1325 • A/R Other	15.00	
		Record Admin Labor - 177 Patience - SO 2224171	4560 • Miscellaneous Income		15.00
		Record Admin Labor - 462 Delayne - SO 2218277	1325 • A/R Other	15.00	
		Record Admin Labor - 462 Delayne - SO 2218277	4560 • Miscellaneous Income		15.00
				210.00	210.00
TOTAL				66,243.96	66,243.96

See Accountants' Report.

Reunion Ranch W.C.I.D.
General Ledger
As of April 30, 2020

Type	Date	Num	Source Name	Memo	Amount	Balance
1000 - First Citizens Bank - Operating						
Deposit	04/01/2020			Deposit	154,270.00	73,804.90
Deposit	04/02/2020			Credit Cards	195.08	228,074.90
Deposit	04/02/2020			eChecks	167.13	228,269.98
Deposit	04/03/2020			Credit Cards	1,003.87	229,437.11
Deposit	04/03/2020			eChecks	111.80	229,440.98
Deposit	04/03/2020			eChecks	281.14	229,833.92
Deposit	04/03/2020			Lockbox	1,302.54	231,136.46
Deposit	04/04/2020			eChecks	150.35	231,286.81
Deposit	04/05/2020			Credit Cards	287.18	231,573.99
Deposit	04/06/2020			Lockbox	232.76	231,806.75
Deposit	04/07/2020			Credit Cards	491.10	232,297.85
Deposit	04/07/2020			eChecks	106.03	232,403.88
Deposit	04/07/2020			Lockbox	736.33	233,140.21
Deposit	04/08/2020			Credit Cards	346.27	233,486.48
Deposit	04/08/2020			Lockbox	1,207.63	234,694.11
Deposit	04/09/2020			Credit Cards	106.03	234,800.14
Deposit	04/09/2020			Lockbox	503.32	235,303.46
Deposit	04/10/2020			Usan	443.96	235,747.42
Deposit	04/10/2020			Lockbox	613.48	236,360.90
Deposit	04/11/2020			eChecks	156.48	236,517.38
Deposit	04/13/2020			Usan	613.20	237,130.58
Deposit	04/14/2020			Lockbox	941.58	238,072.16
Deposit	04/14/2020			Credit Cards	374.18	238,446.34
Deposit	04/14/2020			Deposit	100.50	238,546.84
Deposit	04/14/2020			Deposit	117.00	238,663.84
Deposit	04/14/2020			Usan	455.02	239,118.86
Deposit	04/14/2020			eChecks	976.56	240,095.42
Deposit	04/14/2020			eChecks	331.25	240,426.67
Deposit	04/15/2020			Lockbox	1,052.68	241,479.35
Deposit	04/15/2020			eChecks	171.75	241,651.10
Deposit	04/16/2020			Lockbox	508.94	242,160.04
Deposit	04/16/2020			Credit Cards	717.28	242,877.32
Deposit	04/16/2020			Usan	645.72	243,523.04
Deposit	04/16/2020			eChecks	88.94	243,611.98
Deposit	04/17/2020			Lockbox	1,214.66	244,826.64
Deposit	04/17/2020			Credit Cards	164.62	244,991.26
Deposit	04/17/2020			Usan	426.92	245,418.18
Deposit	04/17/2020			eChecks	95.73	245,513.91
Deposit	04/17/2020			Lockbox	2,219.95	247,733.86
Deposit	04/18/2020			eChecks	855.76	248,589.62
Deposit	04/19/2020			Credit Cards	191.96	248,781.58
Deposit	04/20/2020			Usan	5,138.15	253,919.73
Deposit	04/20/2020			Lockbox	704.51	254,624.24
Transfer	04/21/2020			Funds Transfer	(70,000.00)	184,624.24
Deposit	04/21/2020			Credit Cards	200.27	184,824.51
Deposit	04/21/2020			Usan	361.44	185,185.95
Deposit	04/21/2020			eChecks	102.51	185,288.46
Deposit	04/21/2020			ACH	17,694.36	202,982.82
Deposit	04/22/2020			Lockbox	1,561.47	204,544.29
Deposit	04/22/2020			Credit Cards	4,943.63	209,487.92
Deposit	04/23/2020			Lockbox	184.67	209,672.59
Deposit	04/23/2020			eChecks	298.08	209,970.67
Deposit	04/23/2020			Lockbox	139.95	210,110.62
Deposit	04/24/2020			Credit Cards	351.95	210,462.57
Deposit	04/27/2020			Lockbox	120.00	210,582.57
Deposit	04/27/2020			Deposit	82.16	210,664.73
Deposit	04/28/2020			Lockbox	143.76	210,808.49
Deposit	04/28/2020			Usan	277.14	211,085.63
Deposit	04/29/2020			Lockbox	135.92	211,221.55
Deposit	04/29/2020			Credit Cards	315.92	211,537.47
Deposit	04/30/2020			Lockbox	200.00	211,737.47
Check	04/30/2020			Deposit	688.51	212,425.98
				Service Charge	(144.00)	212,281.98
Total 1000 - First Citizens Bank - Operating					138,477.08	212,281.98
1105 - First Citizens - Bookkeeper's						
Bill Pmt - Check	04/16/2020	1398	AT&T	Telephone - April 2020	(157.84)	19,054.98
Bill Pmt - Check	04/16/2020	1399	DSHS Central Lab	Lab Fees - March 2020	(106.96)	18,947.14
Bill Pmt - Check	04/16/2020	1400	Pedernales Electric Cooperative		(1,003.79)	18,796.39
Paycheck	04/21/2020	1383	Dennis Daniel		(138.53)	17,647.86
Paycheck	04/21/2020	1384	George Sykes		(138.53)	17,509.33
Paycheck	04/21/2020	1385	Nathan Neese		(138.53)	17,370.80
Paycheck	04/21/2020	1387	Vincent J. Terracina		(138.52)	17,232.28
Paycheck	04/21/2020	1386	Thomas J. Rogers		(138.52)	17,093.76
Bill Pmt - Check	04/21/2020	1388	Aquatic Features Inc	Pond Maintenance - March 2020	(780.00)	16,313.76
Bill Pmt - Check	04/21/2020	1389	Bott & Douthitt, P.L.L.C.	Accounting Fees - March 2020	(2,000.00)	14,313.76
Bill Pmt - Check	04/21/2020	1390	Inframark LLC		(152,942.05)	(138,628.29)
Bill Pmt - Check	04/21/2020	1391	LCRA	Raw Water/Monthly Fee - March 2020	(2,971.62)	(141,599.91)
Bill Pmt - Check	04/21/2020	1392	LEAF	Flo Trend Pump System - March 2020	(4,356.95)	(145,956.86)
Bill Pmt - Check	04/21/2020	1393	Murfee Engineering Company		(12,761.57)	(158,718.43)
Bill Pmt - Check	04/21/2020	1394	Sommers Marketing + Public Relations	Website - March 2020	(100.00)	(158,818.43)
Bill Pmt - Check	04/21/2020	1395	West Travis County PUA	Monthly Charge/Purchased Water - March 2020	(16,358.94)	(175,177.37)
Bill Pmt - Check	04/21/2020	1396	Willalt & Flickinger, P.L.L.C.	Legal Fees - March 2020	(5,090.50)	(180,267.87)
Bill Pmt - Check	04/21/2020	1397	Zane Furr	Refund LUE Fees - March 2020	(3,735.00)	(184,002.87)
Bill Pmt - Check	04/21/2020	1401	Taylor Morrison of Texas, Inc.	Customer Refund	(156,377.00)	(340,379.87)
Bill Pmt - Check	04/21/2020	1402		Funds Transfer	(31.56)	(340,411.43)
Transfer	04/21/2020			Funds Transfer	10,800.00	(329,611.43)
Paycheck	04/22/2020	1403	Nathan Neese		358,166.26	28,554.83
Liability Check	04/28/2020	1404	U S Treasury		(138.52)	28,416.31
Bill Pmt - Check	04/30/2020	1405	AT&T	Internet - April 2020	(298.38)	28,117.93
Bill Pmt - Check	04/30/2020	1406	Sommers Marketing + Public Relations	Website - February 2020	(77.08)	28,040.85
Check	04/30/2020			Service Charge	(300.00)	27,740.85
					(21.00)	27,719.85
Total 1105 - First Citizens - Bookkeeper's					8,664.87	27,719.85

Reunion Ranch W.C.I.D.

General Ledger

As of April 30, 2020

Type	Date	Numb	Source Name	Memo	Amount	Balance
1007 · Texpool Operating Account						
Transfer	04/21/2020			Funds Transfer		1,138,388.63
Transfer	04/21/2020			Funds Transfer	20,300.93	1,158,689.56
Transfer	04/21/2020			Funds Transfer	(10,800.00)	1,147,889.56
Transfer	04/21/2020			Funds Transfer	(358,166.26)	789,723.30
Deposit	04/30/2020			Funds Transfer	70,000.00	859,723.30
				Interest	394.46	860,117.76
Total 1007 · Texpool Operating Account					(278,270.87)	860,117.76
1120 · Service Accounts Receivable						
Deposit	04/02/2020			Credit Cards	(195.08)	50,085.39
Deposit	04/02/2020			eChecks	(167.13)	49,890.31
Deposit	04/03/2020			Credit Cards	(1,003.87)	48,723.18
Deposit	04/03/2020			eChecks	(111.80)	48,607.51
Deposit	04/03/2020			Lockbox	(281.14)	48,326.37
Deposit	04/04/2020			eChecks	(1,302.54)	47,023.83
Deposit	04/05/2020			Credit Cards	(150.35)	46,873.48
Deposit	04/06/2020			Lockbox	(287.18)	46,586.30
Deposit	04/07/2020			Credit Cards	(232.76)	46,353.54
Deposit	04/07/2020			eChecks	(491.10)	45,862.44
Deposit	04/07/2020			Lockbox	(106.03)	45,756.41
Deposit	04/08/2020			Credit Cards	(736.33)	45,020.08
Deposit	04/08/2020			Lockbox	(346.27)	44,673.81
Deposit	04/09/2020			Credit Cards	(1,207.63)	43,466.18
Deposit	04/09/2020			Lockbox	(106.03)	43,360.15
Deposit	04/10/2020			Lockbox	(503.32)	42,856.83
Deposit	04/10/2020			Usan	(443.96)	42,412.87
Deposit	04/11/2020			Lockbox	(613.48)	41,799.39
Deposit	04/13/2020			eChecks	(156.48)	41,642.91
Deposit	04/13/2020			Usan	(613.20)	41,029.71
Deposit	04/14/2020			Lockbox	(941.58)	40,088.13
Deposit	04/14/2020			Credit Cards	(374.18)	39,713.95
Deposit	04/14/2020			Deposit	(100.50)	39,613.45
Deposit	04/14/2020			Deposit	(117.00)	39,496.45
Deposit	04/14/2020			Usan	(455.02)	39,041.43
Deposit	04/14/2020			eChecks	(976.56)	38,064.87
Deposit	04/14/2020			eChecks	(331.25)	37,733.62
Deposit	04/15/2020			Lockbox	(1,052.68)	36,680.94
Deposit	04/15/2020			eChecks	(171.75)	36,509.19
Deposit	04/16/2020			Lockbox	(508.94)	36,000.25
Deposit	04/16/2020			Credit Cards	(717.28)	35,282.97
Deposit	04/16/2020			Usan	(645.72)	34,637.25
Deposit	04/16/2020			eChecks	(88.94)	34,548.31
Deposit	04/17/2020			Lockbox	(1,214.66)	33,333.65
Deposit	04/17/2020			Credit Cards	(164.62)	33,169.03
Deposit	04/17/2020			Usan	(426.92)	32,742.11
Deposit	04/17/2020			eChecks	(95.73)	32,646.38
Deposit	04/18/2020			Lockbox	(2,219.95)	30,426.43
Deposit	04/19/2020			eChecks	(855.76)	29,570.67
Deposit	04/20/2020			Credit Cards	(191.96)	29,378.71
Deposit	04/20/2020			Lockbox	(5,138.15)	24,240.56
Deposit	04/21/2020			Credit Cards	(704.51)	23,536.05
Deposit	04/21/2020			Usan	(200.27)	23,335.78
Deposit	04/21/2020			eChecks	(361.44)	22,974.34
Deposit	04/21/2020			ACH	(102.51)	22,871.83
Deposit	04/21/2020			Lockbox	(17,694.36)	5,177.47
Deposit	04/22/2020			Credit Cards	(1,561.47)	3,616.00
Deposit	04/22/2020			Lockbox	(4,943.63)	(1,327.63)
Deposit	04/23/2020			Lockbox	(184.67)	(1,512.30)
Deposit	04/23/2020			eChecks	(298.08)	(1,810.38)
Deposit	04/24/2020			Lockbox	(139.95)	(1,950.33)
Deposit	04/24/2020			Credit Cards	(351.95)	(2,302.28)
Deposit	04/24/2020			Lockbox	(120.00)	(2,422.28)
Deposit	04/27/2020			Deposit	(82.16)	(2,504.44)
Deposit	04/27/2020			Lockbox	(143.76)	(2,648.20)
Deposit	04/28/2020			Usan	(277.14)	(2,925.34)
Deposit	04/29/2020			Lockbox	(135.92)	(3,061.26)
Deposit	04/29/2020			Credit Cards	(315.92)	(3,377.18)
General Journal	04/30/2020	4.2		Lockbox	(200.00)	(3,577.18)
General Journal	04/30/2020	4.3		Record B&C Reports	61,621.88	58,044.70
				Record Refunded/Applied Deposits	(268.44)	57,776.26
Total 1120 · Service Accounts Receivable					7,690.87	57,776.26
1152 · Taxes Receivable						
General Journal	04/30/2020	4.1		Record Tax Collections	(1,862.81)	5,926.98
Total 1152 · Taxes Receivable					(1,862.81)	4,064.17
1301 · Prepaid Insurance						
Total 1301 · Prepaid Insurance						1,872.85
1325 · A/R Other						
Deposit	04/01/2020			Deposit	10.00	2,835.74
Deposit	04/30/2020	58419		1189 Jacksdaw - SO 2211019	(65.00)	2,845.74
Deposit	04/30/2020	58420		2471 Reunion - SO 2170484	(65.00)	2,780.74
Deposit	04/30/2020	58421		2603 Reunion - SO 2184548	(65.00)	2,715.74
Deposit	04/30/2020	58422		259 Jacksdaw - SO 2191362	(65.00)	2,650.74
Deposit	04/30/2020	58423		214 Adam Court - SO 2198033	(65.00)	2,585.74
Deposit	04/30/2020	58424		240 Adam Court - SO 2198034	(65.00)	2,520.74
Deposit	04/30/2020	58425		188 Patience - SO 2198246	(65.00)	2,455.74
Deposit	04/30/2020	58426		1393 Jacksdaw - SO 2198249	(65.00)	2,390.74
Deposit	04/30/2020	58427		1393 Jacksdaw - SO 2203689	(83.48)	2,307.26
Deposit	04/30/2020	58428		195 Clement - SO 2210984	(85.03)	2,222.23
Bill	04/30/2020	1129660	Inframark LLC	Maintenance - April 2020 - 536 Kaite - SO 2218454	(65.00)	2,157.23
Bill	04/30/2020	1129660	Inframark LLC	Maintenance - April 2020 - 536 Katie - SO 2218452	361.63	2,518.86
Bill	04/30/2020	1129660	Inframark LLC	Maintenance - April 2020 - 2829 Reunion - SO 2220900	50.00	2,568.86
Bill	04/30/2020	1129660	Inframark LLC	Maintenance - April 2020 - 322 Delayne - SO 2223157	50.00	2,618.86
Bill	04/30/2020	1129660	Inframark LLC	Maintenance - April 2020 - 485 Katie - SO 2226926	50.00	2,668.86
Bill	04/30/2020	1129660	Inframark LLC	Maintenance - April 2020 - 3135 Reunion - SO 2239870	50.00	2,718.86
Bill	04/30/2020	1129660	Inframark LLC	Maintenance - April 2020 - 2574 Reunion - SO 2241494	50.00	2,768.86
Bill	04/30/2020	1129660	Inframark LLC	Maintenance - April 2020 - 536 Katie - SO 2218455	50.00	2,818.86
Bill	04/30/2020	1129660	Inframark LLC	Maintenance - April 2020 - 322 Delayne - SO 2223158	50.00	2,868.86
Bill	04/30/2020	1129660	Inframark LLC	Maintenance - April 2020 - 2796 Reunion - SO 2234192	50.00	2,918.86
Bill	04/30/2020	1129660	Inframark LLC	Maintenance - April 2020 - 2574 Reunion - SO 2243160	50.00	2,968.86
Bill	04/30/2020	1129660	Inframark LLC	Maintenance - April 2020 - 462 Delayne - SO 2218276	21.61	3,018.86
Bill	04/30/2020	1129660	Inframark LLC	Maintenance - April 2020 - 177 Patience - SO 2224171	70.03	3,040.47
						3,110.50

See Accountants' Report.

Reunion Ranch W.C.I.D.

General Ledger

As of April 30, 2020

Type	Date	Num	Source Name	Memo	Amount	Balance
Bill	04/30/2020	1129660	Inframark LLC	Maintenance - April 2020 - 462 Delayne - SO 2218277	21.37	3,131.87
General Journal	04/30/2020	4.4		Record Admin Labor - 536 Katie - SO 2218454	15.00	3,146.87
General Journal	04/30/2020	4.4		Record Admin Labor - 536 Katie - SO 2218452	15.00	3,161.87
General Journal	04/30/2020	4.4		Record Admin Labor - 2829 Reunion - SO 2220900	15.00	3,176.87
General Journal	04/30/2020	4.4		Record Admin Labor - 322 Delayne - SO 2223157	15.00	3,191.87
General Journal	04/30/2020	4.4		Record Admin Labor - 485 Katie - SO 2226926	15.00	3,206.87
General Journal	04/30/2020	4.4		Record Admin Labor - 3135 Reunion - SO 2239870	15.00	3,221.87
General Journal	04/30/2020	4.4		Record Admin Labor - 2574 Reunion - SO 2241494	15.00	3,236.87
General Journal	04/30/2020	4.4		Record Admin Labor - 536 Katie - SO 2218455	15.00	3,251.87
General Journal	04/30/2020	4.4		Record Admin Labor - 322 Delayne - SO 2223158	15.00	3,266.87
General Journal	04/30/2020	4.4		Record Admin Labor - 2796 Reunion - SO 2234192	15.00	3,281.87
General Journal	04/30/2020	4.4		Record Admin Labor - 2574 Reunion - SO 2243160	15.00	3,296.87
General Journal	04/30/2020	4.4		Record Admin Labor - 462 Delayne - SO 2218276	15.00	3,311.87
General Journal	04/30/2020	4.4		Record Admin Labor - 177 Patience - SO 2224171	15.00	3,326.87
General Journal	04/30/2020	4.4		Record Admin Labor - 462 Delayne - SO 2218277	15.00	3,341.87
Total 1325 - A/R Other					506.13	3,341.87
1420 - Accrued Service Revenue						33,757.29
Total 1420 - Accrued Service Revenue						33,757.29
1173 - Due From Debt Service Fund						22,795.84
Transfer	04/21/2020			Funds Transfer	(20,300.93)	2,494.91
General Journal	04/30/2020	4.1		Record Tax Collections	1,959.22	4,454.13
Total 1173 - Due From Debt Service Fund					(18,341.71)	4,454.13
1174 - Due from Capital Projects						13,021.01
Bill	04/21/2020	42513	Murfee Engineering Company	Bond Application No. 6 - March 2020	11,086.57	24,107.58
Total 1174 - Due from Capital Projects					11,086.57	24,107.58
2000 - Accounts Payable						(191,452.37)
Bill	04/03/2020	512-288-56...	AT&T	Telephone - April 2020	(157.84)	(191,610.21)
Bill Pmt - Check	04/16/2020	1398	AT&T	Telephone - April 2020	157.84	(191,452.37)
Bill Pmt - Check	04/16/2020	1399	DSHS Central Lab	Lab Fees - March 2020	106.96	(191,345.41)
Bill Pmt - Check	04/16/2020	1400	Pedernales Electric Cooperative		1,003.79	(190,341.62)
Bill	04/21/2020	42513	Murfee Engineering Company	Bond Application No. 6 - March 2020	(11,086.57)	(201,428.19)
Bill Pmt - Check	04/21/2020	1388	Aquatic Features Inc	Pond Maintenance - March 2020	780.00	(200,648.19)
Bill Pmt - Check	04/21/2020	1389	Bott & Douthitt, P.L.L.C.	Accounting Fees - March 2020	2,000.00	(198,648.19)
Bill Pmt - Check	04/21/2020	1390	Inframark LLC		152,942.05	(45,706.14)
Bill Pmt - Check	04/21/2020	1391	LCRA	Raw Water/Monthly Fee - March 2020	2,971.62	(42,734.52)
Bill Pmt - Check	04/21/2020	1392	LEAF	Flo Trend Pump System - March 2020	4,356.95	(38,377.57)
Bill Pmt - Check	04/21/2020	1393	Murfee Engineering Company		12,761.57	(25,616.00)
Bill Pmt - Check	04/21/2020	1394	Sommers Marketing + Public Relations	Website - March 2020	100.00	(25,516.00)
Bill Pmt - Check	04/21/2020	1395	West Travis County PUA	Monthly Charge/Purchased Water - March 2020	16,358.94	(9,157.06)
Bill Pmt - Check	04/21/2020	1396	Willatt & Flickinger, P.L.L.C.	Legal Fees - March 2020	5,090.50	(4,066.56)
Bill Pmt - Check	04/21/2020	1397	Zane Furr	Landscape Maintenance - March 2020	3,735.00	(331.56)
Bill	04/21/2020	Section 3	Taylor Morrison of Texas, Inc.	Refund LUE Fees - Section 3	(156,377.00)	(156,708.56)
Bill Pmt - Check	04/21/2020	1401	Taylor Morrison of Texas, Inc.	Refund LUE Fees - Section 3	156,377.00	(331.56)
Bill Pmt - Check	04/21/2020	1402		Customer Refund	31.56	(300.00)
Bill	04/30/2020	144878477...	AT&T	Internet - April 2020	(77.08)	(377.08)
Bill Pmt - Check	04/30/2020	1405	AT&T	Internet - April 2020	77.08	(300.00)
Bill Pmt - Check	04/30/2020	1406	Sommers Marketing + Public Relations	Website - February 2020	300.00	0.00
Bill	04/30/2020	8924	Bott & Douthitt, P.L.L.C.	Accounting Fees - April 2020	(2,000.00)	(2,000.00)
Bill	04/30/2020	738-00050-...		Customer Refund	(132.41)	(2,132.41)
Bill	04/30/2020	738-00334-...		Customer Refund	(92.97)	(2,225.38)
Bill	04/30/2020	202005289	Aquatic Features Inc	Pond Maintenance - April 2020	(820.00)	(3,045.38)
Bill	04/30/2020	00540849 ...	LCRA	Raw Water/Monthly Fee - April 2020	(3,295.28)	(6,340.66)
Bill	04/30/2020	42635	Murfee Engineering Company	District Engineering - April 2020	(1,500.00)	(7,840.66)
Bill	04/30/2020	6353	Sommers Marketing + Public Relations	Website - April 2020	(100.00)	(7,940.66)
Bill	04/30/2020	25095	West Travis County PUA	Monthly Charge/Purchased Water - April 2020	(18,744.84)	(26,685.50)
Bill	04/30/2020	043020	Willatt & Flickinger, P.L.L.C.	Legal Fees - April 2020	(8,369.00)	(35,054.50)
Bill	04/30/2020	ZF2020-RR-...	Zane Furr	Landscape Maintenance - April 2020	(3,735.00)	(38,789.50)
Bill	04/30/2020	10597057	LEAF	Flo Trend Pump System - April 2020	(4,356.95)	(43,146.45)
Bill	04/30/2020	CEN.CD644...	DSHS Central Lab	Lab Fees - April 2020	(106.96)	(43,253.41)
Bill	04/30/2020	300131342...	Pedernales Electric Cooperative	111 Margaret Circle - April 2020	(24.91)	(43,278.32)
Bill	04/30/2020	300131342...	Pedernales Electric Cooperative	Reunion Ranch & FM 1826 - April 2020	(798.17)	(44,076.49)
Bill	04/30/2020	300131343...	Pedernales Electric Cooperative	591 Katie - April 2020	(35.43)	(44,111.92)
Bill	04/30/2020	300131343...	Pedernales Electric Cooperative	374 Katie Dr - April 2020	(169.62)	(44,281.54)
Bill	04/30/2020	1129660	Inframark LLC	Maintenance - April 2020	(70,614.03)	(114,895.57)
Bill	04/30/2020	51424	Inframark LLC	Operations - April 2020	(8,176.58)	(123,072.15)
Total 2000 - Accounts Payable					68,380.22	(123,072.15)
2120 - Impact Fees Payable						0.00
Deposit	04/01/2020	58120		1285 Jacksdaw	(6,139.00)	(6,139.00)
Deposit	04/01/2020	58119		1046 Jacksdaw	(6,139.00)	(12,278.00)
Deposit	04/01/2020	57818		3132 Reunion Blvd	(6,139.00)	(18,417.00)
Deposit	04/01/2020	57813		1149 Jacksdaw	(6,139.00)	(24,556.00)
Deposit	04/01/2020	57814		1343 Jacksdaw	(6,139.00)	(30,695.00)
Deposit	04/01/2020	57820		504 Katie Drive	(12,938.00)	(43,633.00)
Deposit	04/01/2020	35671		402 Delayne	(12,938.00)	(56,571.00)
Deposit	04/01/2020	35673		462 Delayne	(12,938.00)	(69,509.00)
Deposit	04/01/2020	57238		2707 Reunion Blvd	(12,938.00)	(82,447.00)
Deposit	04/01/2020	57240		3142 Reunion Blvd	(6,139.00)	(88,586.00)
Deposit	04/01/2020	57239		3076 Reunion Blvd	(6,139.00)	(94,725.00)
Deposit	04/01/2020	57604		1215 Jacksdaw	(6,139.00)	(100,864.00)
Deposit	04/01/2020	57605		1302 Jacksdaw	(6,139.00)	(107,003.00)
Deposit	04/01/2020	57606		3079 Reunion Blvd	(6,139.00)	(113,142.00)
Deposit	04/01/2020	57734		428 Katie Drive	(12,938.00)	(126,080.00)
Bill	04/21/2020	Section 3	Taylor Morrison of Texas, Inc.	3135 Reunion Blvd	6,799.00	(119,281.00)
Bill	04/21/2020	Section 3	Taylor Morrison of Texas, Inc.	1125 Jacksdaw	6,799.00	(112,482.00)
Bill	04/21/2020	Section 3	Taylor Morrison of Texas, Inc.	1137 Jacksdaw	6,799.00	(105,683.00)
Bill	04/21/2020	Section 3	Taylor Morrison of Texas, Inc.	1189 Jacksdaw	6,799.00	(98,884.00)
Bill	04/21/2020	Section 3	Taylor Morrison of Texas, Inc.	1201 Jacksdaw	6,799.00	(92,085.00)
Bill	04/21/2020	Section 3	Taylor Morrison of Texas, Inc.	1243 Jacksdaw	6,799.00	(85,286.00)
Bill	04/21/2020	Section 3	Taylor Morrison of Texas, Inc.	1393 Jacksdaw	6,799.00	(78,487.00)
Bill	04/21/2020	Section 3	Taylor Morrison of Texas, Inc.	1034 Jacksdaw	6,799.00	(71,688.00)
Bill	04/21/2020	Section 3	Taylor Morrison of Texas, Inc.	1154 Jacksdaw	6,799.00	(64,889.00)
Bill	04/21/2020	Section 3	Taylor Morrison of Texas, Inc.	1182 Jacksdaw	6,799.00	(58,090.00)
Bill	04/21/2020	Section 3	Taylor Morrison of Texas, Inc.	1342 Jacksdaw	6,799.00	(51,291.00)
Bill	04/21/2020	Section 3	Taylor Morrison of Texas, Inc.	1372 Jacksdaw	6,799.00	(44,492.00)
Bill	04/21/2020	Section 3	Taylor Morrison of Texas, Inc.	3118 Reunion Blvd	6,799.00	(37,693.00)
Bill	04/21/2020	Section 3	Taylor Morrison of Texas, Inc.	1035 Jacksdaw	6,799.00	(30,894.00)
Bill	04/21/2020	Section 3	Taylor Morrison of Texas, Inc.	3079 Reunion Blvd	6,799.00	(24,095.00)
Bill	04/21/2020	Section 3	Taylor Morrison of Texas, Inc.	3093 Reunion Blvd	6,799.00	(17,296.00)

See Accountants' Report.

Reunion Ranch W.C.I.D.
General Ledger
As of April 30, 2020

Type	Date	Num	Source Name	Memo	Amount	Balance
Bill	04/21/2020	Section 3	Taylor Morrison of Texas, Inc.	3105 Reunion Blvd	6,799.00	(10,497.00)
Bill	04/21/2020	Section 3	Taylor Morrison of Texas, Inc.	3119 Reunion Blvd	6,799.00	(3,698.00)
Bill	04/21/2020	Section 3	Taylor Morrison of Texas, Inc.	3142 Reunion Blvd	6,799.00	3,101.00
Bill	04/21/2020	Section 3	Taylor Morrison of Texas, Inc.	3132 Reunion Blvd	6,799.00	9,900.00
Bill	04/21/2020	Section 3	Taylor Morrison of Texas, Inc.	3098 Reunion Blvd	6,799.00	16,699.00
Bill	04/21/2020	Section 3	Taylor Morrison of Texas, Inc.	3076 Reunion Blvd	6,799.00	23,498.00
Bill	04/21/2020	Section 3	Taylor Morrison of Texas, Inc.	1007 Jacksdaw	6,799.00	30,297.00
Total 2120 · Impact Fees Payable					30,297.00	30,297.00
2100 · Accrued Expenses						(13,174.81)
Total 2100 · Accrued Expenses						(13,174.81)
2139 · TCEQ Liability						(772.04)
General Journal	04/30/2020	4.2		Record B&C Reports	0.02	(772.02)
General Journal	04/30/2020	4.2		Record B&C Reports	(294.36)	(1,066.38)
Total 2139 · TCEQ Liability					(294.34)	(1,066.38)
2161 · Customer Deposits						(58,550.00)
General Journal	04/30/2020	4.2		Record B&C Reports	(300.00)	(58,850.00)
General Journal	04/30/2020	4.2		Record B&C Reports	(1,500.00)	(60,350.00)
General Journal	04/30/2020	4.3		Record Refunded/Applied Deposits	300.00	(60,050.00)
Total 2161 · Customer Deposits					(1,500.00)	(60,050.00)
2162 · Builder Deposit						(2,000.00)
Total 2162 · Builder Deposit						(2,000.00)
2400 · Payroll Liabilities						(298.38)
Paycheck	04/21/2020	1383	Dennis Daniel		0.00	(298.38)
Paycheck	04/21/2020	1383	Dennis Daniel		0.00	(298.38)
Paycheck	04/21/2020	1383	Dennis Daniel		(9.30)	(307.68)
Paycheck	04/21/2020	1383	Dennis Daniel		(9.30)	(316.98)
Paycheck	04/21/2020	1383	Dennis Daniel		(2.17)	(319.15)
Paycheck	04/21/2020	1384	George Sykes		(2.17)	(321.32)
Paycheck	04/21/2020	1384	George Sykes		0.00	(321.32)
Paycheck	04/21/2020	1384	George Sykes		0.00	(321.32)
Paycheck	04/21/2020	1384	George Sykes		(9.30)	(330.62)
Paycheck	04/21/2020	1384	George Sykes		(9.30)	(339.92)
Paycheck	04/21/2020	1384	George Sykes		(2.17)	(342.09)
Paycheck	04/21/2020	1384	George Sykes		(2.17)	(344.26)
Paycheck	04/21/2020	1385	Nathan Neese		0.00	(344.26)
Paycheck	04/21/2020	1385	Nathan Neese		0.00	(344.26)
Paycheck	04/21/2020	1385	Nathan Neese		(9.30)	(353.56)
Paycheck	04/21/2020	1385	Nathan Neese		(9.30)	(362.86)
Paycheck	04/21/2020	1385	Nathan Neese		(2.17)	(365.03)
Paycheck	04/21/2020	1385	Nathan Neese		(2.17)	(367.20)
Paycheck	04/21/2020	1386	Thomas J. Rogers		0.00	(367.20)
Paycheck	04/21/2020	1386	Thomas J. Rogers		0.00	(367.20)
Paycheck	04/21/2020	1386	Thomas J. Rogers		(9.30)	(376.50)
Paycheck	04/21/2020	1386	Thomas J. Rogers		(9.30)	(385.80)
Paycheck	04/21/2020	1386	Thomas J. Rogers		(2.18)	(387.98)
Paycheck	04/21/2020	1386	Thomas J. Rogers		(2.18)	(390.16)
Paycheck	04/21/2020	1387	Vincent J. Terracina		0.00	(390.16)
Paycheck	04/21/2020	1387	Vincent J. Terracina		0.00	(390.16)
Paycheck	04/21/2020	1387	Vincent J. Terracina		(9.30)	(399.46)
Paycheck	04/21/2020	1387	Vincent J. Terracina		(9.30)	(408.76)
Paycheck	04/21/2020	1387	Vincent J. Terracina		(2.18)	(410.94)
Paycheck	04/21/2020	1387	Vincent J. Terracina		(2.18)	(413.12)
Paycheck	04/22/2020	1403	Nathan Neese		0.00	(413.12)
Paycheck	04/22/2020	1403	Nathan Neese		0.00	(413.12)
Paycheck	04/22/2020	1403	Nathan Neese		(9.30)	(422.42)
Paycheck	04/22/2020	1403	Nathan Neese		(9.30)	(431.72)
Paycheck	04/22/2020	1403	Nathan Neese		(2.18)	(433.90)
Paycheck	04/22/2020	1403	Nathan Neese		(2.18)	(436.08)
Liability Check	04/28/2020	1404	U S Treasury	77-0673282	0.00	(436.08)
Liability Check	04/28/2020	1404	U S Treasury	77-0673282	28.29	(407.79)
Liability Check	04/28/2020	1404	U S Treasury	77-0673282	28.29	(379.50)
Liability Check	04/28/2020	1404	U S Treasury	77-0673282	0.00	(379.50)
Liability Check	04/28/2020	1404	U S Treasury	77-0673282	120.90	(258.60)
Liability Check	04/28/2020	1404	U S Treasury	77-0673282	120.90	(137.70)
Total 2400 · Payroll Liabilities					160.68	(137.70)
2704 · Deferred Revenue - Property Tax						(5,926.98)
General Journal	04/30/2020	4.1		Record Tax Collections	1,862.81	(4,064.17)
Total 2704 · Deferred Revenue - Property Tax					1,862.81	(4,064.17)
3200 · Retained Earnings						(1,022,592.24)
Total 3200 · Retained Earnings						(1,022,592.24)
Property Taxes including P&I						(253,428.02)
4300 · Property Tax Revenue						(252,920.52)
General Journal	04/30/2020	4.1		Record Tax Collections	(1,862.81)	(254,783.33)
Total 4300 · Property Tax Revenue					(1,862.81)	(254,783.33)
4350 · Penalties & Interest - Tax						(507.50)
General Journal	04/30/2020	4.1		Record Tax Collections	(96.41)	(603.91)
Total 4350 · Penalties & Interest - Tax					(96.41)	(603.91)
Total Property Taxes including P&I					(1,959.22)	(255,387.24)
Service Revenue						(353,137.78)
4100 · Water Revenue						(228,664.48)
Bill	04/30/2020	738-00050-...		Customer Refund	132.41	(228,532.07)
Bill	04/30/2020	738-00334-...		Customer Refund	92.97	(228,439.10)
General Journal	04/30/2020	4.2		Record B&C Reports	3.99	(228,435.11)
General Journal	04/30/2020	4.2		Record B&C Reports	(30.00)	(228,465.11)
General Journal	04/30/2020	4.2		Record B&C Reports	(35,453.29)	(263,918.40)
General Journal	04/30/2020	4.3		Record Refunded/Applied Deposits	(300.00)	(264,218.40)
General Journal	04/30/2020	4.3		Record Refunded/Applied Deposits	(300.00)	(264,518.40)
General Journal	04/30/2020	4.3		Record Refunded/Applied Deposits	268.44	(264,249.96)
Total 4100 · Water Revenue					(35,585.48)	(264,249.96)

See Accountants' Report.

Reunion Ranch W.C.I.D.
General Ledger
As of April 30, 2020

Type	Date	Num	Source Name	Memo	Amount	Balance
4200 - Wastewater Revenues						
General Journal	04/30/2020	4.2		Record B&C Reports	8.08	(119,921.62)
General Journal	04/30/2020	4.2		Record B&C Reports	(23,375.51)	(143,289.05)
Total 4200 - Wastewater Revenues					(23,367.43)	(143,289.05)
4225 - Service Revenue Penalties						
General Journal	04/30/2020	4.2		Record B&C Reports	9.52	(4,551.68)
General Journal	04/30/2020	4.2		Record B&C Reports	(390.33)	(4,932.49)
Total 4225 - Service Revenue Penalties					(380.81)	(4,932.49)
Total Service Revenue					(59,333.72)	(412,471.50)
4450 - Tap Fees						
Deposit	04/01/2020	58120		1285 Jacksdaw	(1,000.00)	(32,000.00)
Deposit	04/01/2020	58119		1046 Jacksdaw	(1,000.00)	(33,000.00)
Deposit	04/01/2020	57818		3132 Reunion Blvd	(1,000.00)	(34,000.00)
Deposit	04/01/2020	57813		1149 Jacksdaw	(1,000.00)	(35,000.00)
Deposit	04/01/2020	57814		1343 Jacksdaw	(1,000.00)	(36,000.00)
Deposit	04/01/2020	57820		504 Katie Drive	(1,000.00)	(37,000.00)
Deposit	04/01/2020	35671		402 Delayne	(1,000.00)	(38,000.00)
Deposit	04/01/2020	57238		462 Delayne	(1,000.00)	(39,000.00)
Deposit	04/01/2020	57240		2707 Reunion Blvd	(1,000.00)	(40,000.00)
Deposit	04/01/2020	57239		3142 Reunion Blvd	(1,000.00)	(41,000.00)
Deposit	04/01/2020	57604		3076 Reunion Blvd	(1,000.00)	(42,000.00)
Deposit	04/01/2020	57605		1215 Jacksdaw	(1,000.00)	(43,000.00)
Deposit	04/01/2020	57606		1302 Jacksdaw	(1,000.00)	(44,000.00)
Deposit	04/01/2020	57734		3079 Reunion Blvd	(1,000.00)	(45,000.00)
Deposit	04/01/2020	57734		428 Katie Drive	(1,000.00)	(46,000.00)
Total 4450 - Tap Fees					(15,000.00)	(47,000.00)
4460 - Inspection Fee Income						
Deposit	04/01/2020	58120		1285 Jacksdaw	(800.00)	(25,850.00)
Deposit	04/01/2020	58119		1046 Jacksdaw	(800.00)	(26,650.00)
Deposit	04/01/2020	57815		3076 Reunion Blvd - Grinder Pump	(150.00)	(27,450.00)
Deposit	04/01/2020	57819		3142 Reunion Blvd - Grinder Pump	(150.00)	(27,600.00)
Deposit	04/01/2020	57816		3079 Reunion Blvd - Grinder Pump	(150.00)	(27,750.00)
Deposit	04/01/2020	57817		3132 Reunion Blvd	(150.00)	(27,900.00)
Deposit	04/01/2020	57818		3132 Reunion Blvd	(150.00)	(28,050.00)
Deposit	04/01/2020	57818		3132 Reunion Blvd - Grinder Pump	(800.00)	(28,850.00)
Deposit	04/01/2020	57813		1149 Jacksdaw	(150.00)	(29,000.00)
Deposit	04/01/2020	57814		1343 Jacksdaw	(800.00)	(29,800.00)
Deposit	04/01/2020	57820		504 Katie Drive	(800.00)	(30,600.00)
Deposit	04/01/2020	35671		402 Delayne	(800.00)	(31,400.00)
Deposit	04/01/2020	57238		462 Delayne	(800.00)	(32,200.00)
Deposit	04/01/2020	57240		2707 Reunion Blvd	(800.00)	(33,000.00)
Deposit	04/01/2020	57239		3142 Reunion Blvd	(800.00)	(33,800.00)
Deposit	04/01/2020	57604		3076 Reunion Blvd	(800.00)	(34,600.00)
Deposit	04/01/2020	57605		1215 Jacksdaw	(800.00)	(35,400.00)
Deposit	04/01/2020	57606		1302 Jacksdaw	(800.00)	(36,200.00)
Deposit	04/01/2020	57734		3079 Reunion Blvd	(800.00)	(37,000.00)
Deposit	04/01/2020	57733		3135 Reunion Blvd - Grinder Pump	(150.00)	(37,800.00)
Deposit	04/01/2020	57733		3147 Reunion Blvd - Grinder Pump	(150.00)	(38,950.00)
Deposit	04/01/2020	57731		3118 Reunion Blvd - Grinder Pump	(150.00)	(39,100.00)
Deposit	04/01/2020	57734		428 Katie Drive	(800.00)	(39,900.00)
Total 4460 - Inspection Fee Income					(13,200.00)	(39,050.00)
4500 - Interest Income						
Deposit	04/30/2020			Interest	(394.46)	(7,101.35)
Total 4500 - Interest Income					(394.46)	(7,495.81)
4560 - Miscellaneous Income						
General Journal	04/30/2020	4.4		Record Admin Labor - 536 Katie - SO 2218454	(15.00)	(706.91)
General Journal	04/30/2020	4.4		Record Admin Labor - 536 Katie - SO 2218452	(15.00)	(721.91)
General Journal	04/30/2020	4.4		Record Admin Labor - 2829 Reunion - SO 2220900	(15.00)	(736.91)
General Journal	04/30/2020	4.4		Record Admin Labor - 322 Delayne - SO 2223157	(15.00)	(751.91)
General Journal	04/30/2020	4.4		Record Admin Labor - 485 Katie - SO 2226926	(15.00)	(766.91)
General Journal	04/30/2020	4.4		Record Admin Labor - 3135 Reunion - SO 2239870	(15.00)	(781.91)
General Journal	04/30/2020	4.4		Record Admin Labor - 2574 Reunion - SO 2241494	(15.00)	(796.91)
General Journal	04/30/2020	4.4		Record Admin Labor - 536 Katie - SO 2218455	(15.00)	(811.91)
General Journal	04/30/2020	4.4		Record Admin Labor - 322 Delayne - SO 2223158	(15.00)	(826.91)
General Journal	04/30/2020	4.4		Record Admin Labor - 2796 Reunion - SO 2234192	(15.00)	(841.91)
General Journal	04/30/2020	4.4		Record Admin Labor - 2574 Reunion - SO 2243160	(15.00)	(856.91)
General Journal	04/30/2020	4.4		Record Admin Labor - 462 Delayne - SO 2218276	(15.00)	(871.91)
General Journal	04/30/2020	4.4		Record Admin Labor - 177 Patience - SO 2224171	(15.00)	(886.91)
General Journal	04/30/2020	4.4		Record Admin Labor - 462 Delayne - SO 2218277	(15.00)	(901.91)
Total 4560 - Miscellaneous Income					(210.00)	(916.91)
Operating Expenditures						
6150 - LCRA Reservation Fee						
Bill	04/30/2020	00540849 ...	LCRA	Raw Water/Monthly Fee - April 2020	2,114.58	504,951.27
						13,787.42
Total 6150 - LCRA Reservation Fee					2,114.58	15,902.00
6155 - WTPUA Monthly Charge						
Bill	04/30/2020	25095	West Travis County PUA	Monthly Charge/Purchased Water - April 2020	10,041.09	55,790.39
						65,831.48
Total 6155 - WTPUA Monthly Charge					10,041.09	65,831.48
6205 - Purchased Water						
Bill	04/30/2020	00540849 ...	LCRA	Raw Water/Monthly Fee - April 2020	1,180.70	73,569.94
Bill	04/30/2020	25095	West Travis County PUA	Monthly Charge/Purchased Water - April 2020	8,703.75	74,750.64
						83,454.39
Total 6205 - Purchased Water					9,884.45	83,454.39
6120 - Operations Expense						
Bill	04/30/2020	1129660	Inframark LLC	Maintenance - April 2020	101.12	49,723.93
Bill	04/30/2020	1129660	Inframark LLC	Maintenance - April 2020	130.91	49,825.05
Bill	04/30/2020	51424	Inframark LLC	Operations - April 2020	8,176.58	49,955.96
						58,132.54
Total 6120 - Operations Expense					8,408.61	58,132.54

See Accountants' Report.

Reunion Ranch W.C.I.D.
General Ledger
As of April 30, 2020

Type	Date	Num	Source Name	Memo	Amount	Balance
6122 · Repairs & Maint. - Water						19,829.16
Bill	04/30/2020	1129660	Inframark LLC	Maintenance - April 2020	539.76	20,368.92
Bill	04/30/2020	1129660	Inframark LLC	Maintenance - April 2020	2,625.86	22,994.78
Bill	04/30/2020	1129660	Inframark LLC	Maintenance - April 2020	20.99	23,015.77
Total 6122 · Repairs & Maint. - Water					3,186.61	23,015.77
6200 · Repairs & Maint - Sewer						124,875.70
Bill	04/30/2020	10597057	LEAF	Flo Trend Pump System - April 2020	4,356.95	129,232.65
Bill	04/30/2020	1129660	Inframark LLC	Maintenance - April 2020	395.79	129,628.44
Bill	04/30/2020	1129660	Inframark LLC	Maintenance - April 2020	72.06	129,700.50
Bill	04/30/2020	1129660	Inframark LLC	Maintenance - April 2020	31,694.77	161,395.27
Bill	04/30/2020	1129660	Inframark LLC	Maintenance - April 2020	2,242.50	163,637.77
Total 6200 · Repairs & Maint - Sewer					38,762.07	163,637.77
6223 · Repairs & Maint - Irrigation						14,620.28
Total 6223 · Repairs & Maint - Irrigation						14,620.28
6220 · Inspections						26,572.09
Bill	04/30/2020	1129660	Inframark LLC	Maintenance - April 2020	1,200.00	27,772.09
Bill	04/30/2020	1129660	Inframark LLC	Maintenance - April 2020	1,350.00	29,122.09
Bill	04/30/2020	1129660	Inframark LLC	Maintenance - April 2020	456.14	29,578.23
Bill	04/30/2020	1129660	Inframark LLC	Maintenance - April 2020	950.00	30,528.23
Bill	04/30/2020	1129660	Inframark LLC	Maintenance - April 2020	350.01	30,878.24
Bill	04/30/2020	1129660	Inframark LLC	Maintenance - April 2020	911.04	31,789.28
Total 6220 · Inspections					5,217.19	31,789.28
6230 · Utilities						8,408.45
Bill	04/03/2020	512-288-56...	AT&T	Telephone - April 2020	157.84	8,566.29
Bill	04/30/2020	144878477...	AT&T	Internet - April 2020	77.08	8,643.37
Bill	04/30/2020	300131342...	Pedernales Electric Cooperative	111 Margaret Circle - April 2020	24.91	8,668.28
Bill	04/30/2020	300131342...	Pedernales Electric Cooperative	Reunion Ranch & FM 1826 - April 2020	798.17	9,466.45
Bill	04/30/2020	300131343...	Pedernales Electric Cooperative	591 Katie - April 2020	35.43	9,501.88
Bill	04/30/2020	300131343...	Pedernales Electric Cooperative	374 Katie Dr - April 2020	169.62	9,671.50
Total 6230 · Utilities					1,263.05	9,671.50
6216 · Landscape Maintenance						21,710.00
Bill	04/30/2020	ZF2020-RR-...	Zane Furr	Landscape Maintenance - April 2020	3,735.00	25,445.00
Total 6216 · Landscape Maintenance					3,735.00	25,445.00
6650 · Pond Maintenance						4,645.00
Bill	04/30/2020	202005289	Aquatic Features Inc	Pond Maintenance - April 2020	820.00	5,465.00
Total 6650 · Pond Maintenance					820.00	5,465.00
6130 · Chemicals						3,373.13
Bill	04/30/2020	1129660	Inframark LLC	Maintenance - April 2020	8,202.78	11,575.91
Total 6130 · Chemicals					8,202.78	11,575.91
6210 · Lab Fees						8,410.60
Bill	04/30/2020	CEN.C0644...	DSHS Central Lab	Lab Fees - April 2020	106.96	8,517.56
Bill	04/30/2020	1129660	Inframark LLC	Maintenance - April 2020	5,698.22	14,215.78
Bill	04/30/2020	1129660	Inframark LLC	Maintenance - April 2020	310.50	14,526.28
Total 6210 · Lab Fees					6,115.68	14,526.28
6217 · Sludge Hauling						78,307.13
Bill	04/30/2020	1129660	Inframark LLC	Maintenance - April 2020	12,386.94	90,694.07
Total 6217 · Sludge Hauling					12,386.94	90,694.07
6140 · Permit Fee						1,328.05
Total 6140 · Permit Fee						1,328.05
Total Operating Expenditures					110,138.05	615,089.32
Administrative Services						25,174.59
Directors Fees, including Taxes						4,521.33
6315 · Director Fees						4,200.00
Paycheck	04/21/2020	1383	Dennis Daniel		150.00	4,350.00
Paycheck	04/21/2020	1384	George Sykes		150.00	4,500.00
Paycheck	04/21/2020	1385	Nathan Neese		150.00	4,650.00
Paycheck	04/21/2020	1386	Thomas J. Rogers		150.00	4,800.00
Paycheck	04/21/2020	1387	Vincent J. Terracina		150.00	4,950.00
Paycheck	04/22/2020	1403	Nathan Neese		150.00	5,100.00
Total 6315 · Director Fees					900.00	5,100.00
6600 · Payroll Taxes						321.33
Paycheck	04/21/2020	1383	Dennis Daniel		9.30	330.63
Paycheck	04/21/2020	1383	Dennis Daniel		2.17	332.80
Paycheck	04/21/2020	1384	George Sykes		9.30	342.10
Paycheck	04/21/2020	1384	George Sykes		2.17	344.27
Paycheck	04/21/2020	1385	Nathan Neese		9.30	353.57
Paycheck	04/21/2020	1385	Nathan Neese		2.17	355.74
Paycheck	04/21/2020	1386	Thomas J. Rogers		9.30	365.04
Paycheck	04/21/2020	1386	Thomas J. Rogers		2.18	367.22
Paycheck	04/21/2020	1387	Vincent J. Terracina		9.30	376.52
Paycheck	04/21/2020	1387	Vincent J. Terracina		2.18	378.70
Paycheck	04/22/2020	1403	Nathan Neese		9.30	388.00
Paycheck	04/22/2020	1403	Nathan Neese		2.18	390.18
Total 6600 · Payroll Taxes					68.85	390.18
Total Directors Fees, including Taxes					968.85	5,490.18
6215 · Director Reimbursement						369.46
Paycheck	04/21/2020	1383	Dennis Daniel		0.00	369.46
Paycheck	04/21/2020	1384	George Sykes		0.00	369.46
Paycheck	04/21/2020	1385	Nathan Neese		0.00	369.46
Paycheck	04/21/2020	1386	Thomas J. Rogers		0.00	369.46
Paycheck	04/21/2020	1387	Vincent J. Terracina		0.00	369.46
Paycheck	04/22/2020	1403	Nathan Neese		0.00	369.46
Total 6215 · Director Reimbursement					0.00	369.46

See Accountants' Report.

Reunion Ranch W.C.I.D.
General Ledger
As of April 30, 2020

Type	Date	Nurn	Source Name	Memo	Amount	Balance
6300 · Bank Charges						1,144.04
Check	04/30/2020			Service Charge	21.00	1,165.04
Check	04/30/2020			Service Charge	144.00	1,309.04
Total 6300 · Bank Charges					165.00	1,309.04
6350 · Insurance						14,673.03
Total 6350 · Insurance						14,673.03
6400 · Tax Appraisal/Collector Fees						909.25
Total 6400 · Tax Appraisal/Collector Fees						909.25
6700 · Miscellaneous Expenses						3,557.48
Bill	04/30/2020	6353	Sommers Marketing + Public Relations	Website - April 2020	100.00	3,657.48
Total 6700 · Miscellaneous Expenses					100.00	3,657.48
Total Administrative Services					1,233.85	26,408.44
Professional Fees						75,321.41
6320 · Legal Fees - General						34,356.17
Bill	04/30/2020	043020	Willatt & Flickinger, P.L.L.C.	Legal Fees - April 2020	8,369.00	42,725.17
Total 6320 · Legal Fees - General					8,369.00	42,725.17
6333 · Accounting Fees						12,750.00
Bill	04/30/2020	8924	Bott & Douthitt, P.L.L.C.	Accounting Fees - April 2020	2,000.00	14,750.00
Total 6333 · Accounting Fees					2,000.00	14,750.00
6340 · Engineering Fees - General						15,341.49
Bill	04/30/2020	42635	Murfee Engineering Company	District Engineering - April 2020	1,500.00	16,841.49
Total 6340 · Engineering Fees - General					1,500.00	16,841.49
6342 · Engineering Fees - Misc.						1,373.75
Total 6342 · Engineering Fees - Misc.						1,373.75
6345 · Audit Fees						11,500.00
Total 6345 · Audit Fees						11,500.00
Total Professional Fees					11,869.00	87,190.41
TOTAL					0.00	0.00

See Accountants' Report.

Reunion Ranch W.C.I.D.
Lot Schedule

Lot	Address	Lot Size	Buffer	Date	Ch #	Exp Date	Water		Meters	Water Tap Fee	WW Tap Fee	Water Tap Insp	WW Tap Insp	Water Final Insp	Class Code Insp	Grading Insp	Ingration Insp	Backflow Insp	Security Deposit	Total
							SS 1801	SS 2333												
1	118 Front Case	J A	TM	7/10/15	32789	7/10/15	5,180	08/18/15	5,180	3/4"	500	500	75	75	350	350				7,330
1	150 Front Case	J A	TM	6/19/15	37672	6/19/15	5,180	07/21/15	5,180	3/4"	500	500	75	75	350	350				7,080
1	151 Front Case	J A	TM	10/15/16	39330	10/15/16	5,180	02/16/16	5,180	3/4"	500	500	75	75	350	350				6,930
1	151 Front Case	A A	TM	2/7/17	42565	2/7/17	12,938	03/23/17	12,938	3/4"	500	500	75	75	350	350	100			15,018
1	157 Front Case	5 A	TM	1/18/13	28020		5,180	04/16/13	5,180	5/8"	500	500	75	75	350	350				6,930
1	158 Front Case	6 A	TM	1/18/13	28017		5,180	04/16/13	5,180	5/8"	500	500	75	75	350	350				6,930
1	Common Area	7 A	TM	1/18/13	31815		41,440	05/16/18	41,440	2"										41,440
1	Common Area	J B																		
1	223 Denise Case	2 B	TM	8/9/16	36499		5,180	02/7/15	5,180	3/4"	500	500	75	75	350	350				6,930
1	228 Denise Case	4 B	TM	6/23/15	37456		5,180	02/21/15	5,180	3/4"	500	500	75	75	350	350				7,080
1	242 On Hill Case	4 B	TM	6/23/15	37456		5,180	02/21/15	5,180	3/4"	500	500	75	75	350	350				7,080
1	249 Denise Case	5 A	TM	6/16/15	37637		5,180	04/16/15	5,180	5/8"	500	500	75	75	350	350				6,930
1	261 Denise Case	6 A	TM	3/8/13	32159		5,180	10/20/15	5,180	5/8"	500	500	75	75	350	350				7,330
1	254 Denise Case	7 B	TM	5/8/15	37333		5,180	02/21/15	5,180	3/4"	500	500	75	75	350	350				6,930
1	260 Denise Case	8 A	TM	7/11/15	37953		5,180	10/23/15	5,180	3/4"	500	500	75	75	350	350				7,080
1	232 Denise Case	9 B	TM	7/10/15	36765		5,180	04/24/15	5,180	3/4"	500	500	75	75	350	350				7,080
1	Common Area	10 B																		
1	298 Backside Drive	110 E	TM	5/23/17	43573	5/23/17	12,938	02/16/17	12,938	3/4"	500	500	75	75	350	350				14,738
1	291 Backside Drive	111 E	TM	6/23/17	43575	6/23/17	12,938	02/16/17	12,938	3/4"	500	500	75	75	350	350				14,738
1	274 Backside Drive	132 E	TM	6/23/17	43577	6/23/17	12,938	02/16/17	12,938	3/4"	500	500	75	75	350	350				14,738
1	265 Backside Drive	113 E	TM	8/13/16	47386	8/13/16	12,938	02/16/17	12,938	3/4"	500	500	75	75	350	350				14,738
1	255 Backside Drive	114 E	TM	8/13/16	47388	8/13/16	12,938	02/16/17	12,938	3/4"	500	500	75	75	350	350				14,738
1	263 Backside Drive	135 E	TM	5/27/16	46785	5/27/16	12,938	06/19/18	12,938	3/4"	500	500	75	75	350	350				14,738
1	279 Backside Drive	116 E	TM	5/27/16	46777	5/27/16	12,938	06/19/18	12,938	3/4"	500	500	75	75	350	350				14,738
1	278 Backside Drive	24 G	TM	6/23/17	43568	6/23/17	12,938	02/16/17	12,938	3/4"	500	500	75	75	350	350				14,738
1	278 Backside Drive	35 G	TM	6/23/17	43571	6/23/17	12,938	02/16/17	12,938	3/4"	500	500	75	75	350	350				14,738
1	260 Backside Drive	36 G	TM	6/23/17	43572	6/23/17	12,938	02/16/17	12,938	3/4"	500	500	75	75	350	350				14,738
1	253 Backside Drive	37 G	TM	6/23/17	43574	6/23/17	12,938	02/16/17	12,938	3/4"	500	500	75	75	350	350				14,738
1	262 Backside Drive	38 G	TM	6/23/17	43575	6/23/17	12,938	02/16/17	12,938	3/4"	500	500	75	75	350	350				14,738
1	254 Backside Drive	39 G	TM	6/23/17	43576	6/23/17	12,938	02/16/17	12,938	3/4"	500	500	75	75	350	350				14,738
1	254 Backside Drive	40 G	TM	6/23/17	43577	6/23/17	12,938	02/16/17	12,938	3/4"	500	500	75	75	350	350				14,738
1	254 Backside Drive	41 G	TM	6/23/17	43578	6/23/17	12,938	02/16/17	12,938	3/4"	500	500	75	75	350	350				14,738
1	254 Backside Drive	42 G	TM	6/23/17	43579	6/23/17	12,938	02/16/17	12,938	3/4"	500	500	75	75	350	350				14,738
1	254 Backside Drive	43 G	TM	6/23/17	43580	6/23/17	12,938	02/16/17	12,938	3/4"	500	500	75	75	350	350				14,738
1	254 Backside Drive	44 G	TM	6/23/17	43581	6/23/17	12,938	02/16/17	12,938	3/4"	500	500	75	75	350	350				14,738
1	254 Backside Drive	45 G	TM	6/23/17	43582	6/23/17	12,938	02/16/17	12,938	3/4"	500	500	75	75	350	350				14,738
1	254 Backside Drive	46 G	TM	6/23/17	43583	6/23/17	12,938	02/16/17	12,938	3/4"	500	500	75	75	350	350				14,738
1	254 Backside Drive	47 G	TM	6/23/17	43584	6/23/17	12,938	02/16/17	12,938	3/4"	500	500	75	75	350	350				14,738
1	254 Backside Drive	48 G	TM	6/23/17	43585	6/23/17	12,938	02/16/17	12,938	3/4"	500	500	75	75	350	350				14,738
1	254 Backside Drive	49 G	TM	6/23/17	43586	6/23/17	12,938	02/16/17	12,938	3/4"	500	500	75	75	350	350				14,738
1	254 Backside Drive	50 G	TM	6/23/17	43587	6/23/17	12,938	02/16/17	12,938	3/4"	500	500	75	75	350	350				14,738
1	254 Backside Drive	51 G	TM	6/23/17	43588	6/23/17	12,938	02/16/17	12,938	3/4"	500	500	75	75	350	350				14,738
1	254 Backside Drive	52 G	TM	6/23/17	43589	6/23/17	12,938	02/16/17	12,938	3/4"	500	500	75	75	350	350				14,738
1	254 Backside Drive	53 G	TM	6/23/17	43590	6/23/17	12,938	02/16/17	12,938	3/4"	500	500	75	75	350	350				14,738
1	254 Backside Drive	54 G	TM	6/23/17	43591	6/23/17	12,938	02/16/17	12,938	3/4"	500	500	75	75	350	350				14,738
1	254 Backside Drive	55 G	TM	6/23/17	43592	6/23/17	12,938	02/16/17	12,938	3/4"	500	500	75	75	350	350				14,738
1	254 Backside Drive	56 G	TM	6/23/17	43593	6/23/17	12,938	02/16/17	12,938	3/4"	500	500	75	75	350	350				14,738
1	254 Backside Drive	57 G	TM	6/23/17	43594	6/23/17	12,938	02/16/17	12,938	3/4"	500	500	75	75	350	350				14,738
1	254 Backside Drive	58 G	TM	6/23/17	43595	6/23/17	12,938	02/16/17	12,938	3/4"	500	500	75	75	350	350				14,738
1	254 Backside Drive	59 G	TM	6/23/17	43596	6/23/17	12,938	02/16/17	12,938	3/4"	500	500	75	75	350	350				14,738
1	254 Backside Drive	60 G	TM	6/23/17	43597	6/23/17	12,938	02/16/17	12,938	3/4"	500	500	75	75	350	350				14,738
1	254 Backside Drive	61 G	TM	6/23/17	43598	6/23/17	12,938	02/16/17	12,938	3/4"	500	500	75	75	350	350				14,738
1	254 Backside Drive	62 G	TM	6/23/17	43599	6/23/17	12,938	02/16/17	12,938	3/4"	500	500	75	75	350	350				14,738
1	254 Backside Drive	63 G	TM	6/23/17	43600	6/23/17	12,938	02/16/17	12,938	3/4"	500	500	75	75	350	350				14,738
1	254 Backside Drive	64 G	TM	6/23/17	43601	6/23/17	12,938	02/16/17	12,938	3/4"	500	500	75	75	350	350				14,738
1	254 Backside Drive	65 G	TM	6/23/17	43602	6/23/17	12,938	02/16/17	12,938	3/4"	500	500	75	75	350	350				14,738
1	254 Backside Drive	66 G	TM	6/23/17	43603	6/23/17	12,938	02/16/17	12,938	3/4"	500	500	75	75	350	350				14,738
1	254 Backside Drive	67 G	TM	6/23/17	43604	6/23/17	12,938	02/16/17	12,938	3/4"	500	500	75	75	350	350				14,738
1	254 Backside Drive	68 G	TM	6/23/17	43605	6/23/17	12,938	02/16/17	12,938	3/4"	500	500	75	75	350	350				14,738
1	254 Backside Drive	69 G	TM	6/23/17	43606	6/23/17	12,938	02/16/17	12,938	3/4"	500	500	75	75	350	350				14,738
1	254 Backside Drive	70 G	TM	6/23/17	43607	6/2														

Reunion Ranch W.C.I.D.
Lot Schedule

Lot	Address	Lot #	Area	Builder	Builder Fee		Water		Mater	Water Tap Fee	WW Tap Fee	Water Tap Insp	WW Tap Insp	Water/Well Insp	Class Conc Insp	Gender Insp	Ingrain Insp	Bar/Flow Insp	Security Deposit	Total
					Orig	CA #	Orig Date	SS, 150' Fee												
2	558 Emma Loop	26	A	TM	3/21/14	4488	3/21/14	5,180	04/16/14	5,180	3/4"	500	500	75	75	250	350		6,930	
2	572 Emma Loop	27	A	TM	2/14/14	34202	2/19/14	5,180	04/16/14	5,180	3/4"	500	500	75	75	250	350		6,930	
2	586 Emma Loop	28	A	TM	3/14/14	34300	3/20/14	5,180	04/16/14	5,180	3/4"	500	500	75	75	250	350		6,930	
2	600 Emma Loop	29	A	TM	2/14/14	34300	3/19/14	5,180	03/18/14	5,180	3/4"	500	500	75	75	250	350		6,930	
2	614 Emma Loop	30	A	TM	7/12/14	34300	7/22/14	5,180	04/16/14	5,180	3/4"	500	500	75	75	250	350		6,930	
2	632 Emma Loop	31	A	TM	2/21/14	34300	2/27/14	5,180	04/16/14	5,180	3/4"	500	500	75	75	250	350		6,930	
2	648 Emma Loop	32	A	TM	10/11/13	34300	10/23/13	5,180	1/17/14	5,180	3/4"	500	500	75	75	250	350		6,930	
2	666 Emma Loop	33	A	TM	5/23/14	34300	5/29/14	5,180	06/17/14	5,180	3/4"	500	500	75	75	250	350		6,930	
2	684 Emma Loop	34	A	TM	7/16/14	34617	7/22/14	5,180	05/27/14	5,180	3/4"	500	500	75	75	250	350		6,930	
2	706 Emma Loop	35	A	TM	3/28/14	34511	4/1/14	5,180	05/20/14	5,180	3/4"	500	500	75	75	250	350		6,930	
2	Common Area	36	A																	
2	142 Emma Loop	1	C	TM	3/10/13	33221		5,180	03/16/13	5,180	5/8"	500	500	75	75	250	350		6,930	
2	162 Emma Loop	2	C	TM	4/10/13	33449	5/10/13	5,180	04/16/13	5,180	3/4"	500	500	75	75	250	350		6,930	
2	194 Emma Loop	3	C	TM	12/0/13	33776	12/18/13	5,180	07/21/14	5,180	3/4"	500	500	75	75	250	350		6,930	
2	200 Emma Loop	4	C	TM	2/14/14	24188	2/19/14	5,180	03/18/14	5,180	3/4"	500	500	75	75	250	350		6,930	
2	222 Emma Loop	5	C	TM	8/16/13	33149	8/21/13	5,180	09/17/13	5,180	3/4"	500	500	75	75	250	350		6,930	
2	238 Emma Loop	6	C	TM	4/5/13	33389	4/9/13	5,180	05/21/13	5,180	5/8"	500	500	75	75	250	350		6,930	
2	247 Emma Loop	7	C	TM	5/30/13	33449	6/30/13	5,180	10/23/13	5,180	3/4"	500	500	75	75	250	350		6,930	
2	254 Emma Loop	8	C	TM	9/27/13	33466	10/2/13	5,180	11/19/13	5,180	3/4"	500	500	75	75	250	350		6,930	
2	222 Emma Loop	9	C	TM	4/21/13	33284	4/8/13	5,180	05/21/13	5,180	5/8"	500	500	75	75	250	350		6,930	
2	287 Emma Loop	10	C	TM	4/21/13	33285	4/8/13	5,180	05/21/13	5,180	5/8"	500	500	75	75	250	350		6,930	
2	301 Emma Loop	11	C	TM	4/5/13	33240	4/8/13	5,180	05/21/13	5,180	5/8"	500	500	75	75	250	350		6,930	
2	315 Emma Loop	12	C	TM	3/25/13	33203		5,180	04/16/13	5,180	5/8"	500	500	75	75	250	350		6,930	
2	331 Emma Loop	13	C	TM	12/04/14	34081	1/31/14	5,180	02/19/14	5,180	3/4"	500	500	75	75	250	350		6,930	
2	351 Emma Loop	14	C	TM	9/27/13	33407	10/1/13	5,180	11/19/13	5,180	3/4"	500	500	75	75	250	350		6,930	
2	389 Emma Loop	15	C	TM	1/24/14	34082	1/31/14	5,180	02/19/14	5,180	3/4"	500	500	75	75	250	350		6,930	
2	381 Emma Loop	16	C	TM	6/11/13	33184	7/5/13	5,180	04/16/13	5,180	3/4"	500	500	75	75	250	350		6,930	
2	382 Emma Loop	17	C	TM	12/27/13	33408	1/2/14	5,180	04/16/13	5,180	3/4"	500	500	75	75	250	350		6,930	
2	409 Emma Loop	18	C	TM	2/8/13	31995	10/2/13	5,180	04/16/13	5,180	5/8"	500	500	75	75	250	350		6,930	
2	127 Margaree Circle	19	C	TM	1/18/13	31819		5,180	04/16/13	5,180	5/8"	500	500	75	75	250	350		6,930	
2	143 Margaree Circle	20	C	TM	5/14/13	31822		5,180	04/16/13	5,180	5/8"	500	500	75	75	250	350		6,930	
2	157 Margaree Circle	21	C	TM	02/21/13	31800	7/5/13	5,180	04/16/13	5,180	3/4"	500	500	75	75	250	350		6,930	
2	189 Margaree Circle	22	C	TM	1/14/13	31856	12/2/13	5,180	01/21/14	5,180	3/4"	500	500	75	75	250	350		6,930	
2	239 Margaree Circle	23	C	TM	9/2/13	33304	9/12/13	5,180	09/17/13	5,180	3/4"	500	500	75	75	250	350		6,930	
2	266 Margaree Circle	24	C	TM	12/04/14	34080	1/31/14	5,180	02/19/14	5,180	3/4"	500	500	75	75	250	350		6,930	
2	279 Margaree Circle	25	C	TM	2/28/13	31221		5,180	04/16/13	5,180	3/4"	500	500	75	75	250	350		6,930	
2	381 Margaree Circle	26	C	TM	1/18/13	31822		5,180	04/16/13	5,180	5/8"	500	500	75	75	250	350		6,930	
2	382 Margaree Circle	27	C	TM	4/22/13	33274	5/10/13	5,180	04/16/13	5,180	3/4"	500	500	75	75	250	350		6,930	
2	382 Margaree Circle	28	C	TM	6/21/13	33603	7/5/13	5,180	04/16/13	5,180	3/4"	500	500	75	75	250	350		6,930	
2	382 Margaree Circle	29	C	TM	6/21/13	33601	7/5/13	5,180	04/16/13	5,180	3/4"	500	500	75	75	250	350		6,930	
2	224 Margaree Circle	30	C	TM	4/23/13	33293	4/8/13	5,180	05/21/13	5,180	5/8"	500	500	75	75	250	350		6,930	
2	220 Margaree Circle	31	C	TM	2/20/13	33120		5,180	04/16/13	5,180	5/8"	500	500	75	75	250	350		6,930	
2	104 Margaree Circle	32	C	TM	3/21/13	31241		5,180	04/16/13	5,180	5/8"	500	500	75	75	250	350		6,930	
2	178 Margaree Circle	33	C	TM	1/18/13	31824		5,180	04/16/13	5,180	5/8"	500	500	75	75	250	350		6,930	
2	183 Margaree Circle	34	C	TM	1/22/13	32240		5,180	04/16/13	5,180	5/8"	500	500	75	75	250	350		6,930	
2	164 Margaree Circle	35	C	TM	1/18/13	31819		5,180	04/16/13	5,180	5/8"	500	500	75	75	250	350		6,930	
2	126 Margaree Circle	36	C	TM	1/18/13	31818		5,180	04/16/13	5,180	5/8"	500	500	75	75	250	350		6,930	
2	565 Emma Loop	37	C	TM	2/21/14	34164	2/25/14	5,180	04/16/14	5,180	3/4"	500	500	75	75	250	350		6,930	
2	593 Emma Loop	38	C	TM	3/23/14	34930	3/28/14	5,180	04/16/14	5,180	3/4"	500	500	75	75	250	350		6,930	
2	610 Emma Loop	39	C	TM	1/8/15	36442		5,180	07/21/15	5,180	3/4"	500	500	75	75	250	350		6,930	
2	647 Emma Loop	40	C	TM	5/8/15	37234	6/10/15	5,180	07/21/15	5,180	3/4"	500	500	75	75	250	350		6,930	
2	667 Emma Loop	41	C	TM	6/13/14	36076	6/17/14	5,180	07/15/14	5,180	3/4"	500	500	75	75	250	350		6,930	
2	683 Emma Loop	42	C	TM	1/21/15	36443		5,180	07/21/15	5,180	3/4"	500	500	75	75	250	350		6,930	
2	699 Emma Loop	43	C	TM	6/21/14	36079	6/27/14	5,180	07/15/14	5,180	3/4"	500	500	75	75	250	350		6,930	
2	715 Emma Loop	44	C	TM	4/11/14	34622	4/14/14	5,180	05/20/14	5,180	3/4"	500	500	75	75	250	350		6,930	
2	Common Area	45	C																	
2	109 Jayne Cove	1	B	TM	5/16/14	34585	5/22/14	5,180	06/17/14	5,180	3/4"	500	500	75	75	250	350		6,930	
2	181 Jayne Cove	2	B	TM	12/5/14	36359	12/22/14	5,180	01/20/15	5,180	3/4"	500	500	75	75	250	350		6,930	
2	187 Jayne Cove	3	B	TM	9/15/14	35734	10/2/14	5,180	11/20/14	5,180	3/4"	500	500	75	75	250	350		6,930	
2	188 Jayne Cove	4	B	TM	1/9/15	36440		5,180	07/21/15	5,180	3/4"	500	500	75	75	250	350		6,930	
2	151 Jayne Cove	5	B	TM	12/21/14	36138	12/18/14	5,180	01/20/15	5,180	3/4"	500	500	75	75	250	350		6,930	
2	183 Jayne Cove	6	B	TM	5/10/14	34976	4/9/14	5,180	07/15/14	5,180	3/4"	500	500	75	75	250	350		6,930	
2	183 Jayne Cove	7	B	TM	12/5/14	36357	12/18/14	5,180	01/20/15	5,180	3/4"	500	500	75	75	250	350		6,930	
2	109 Jayne Cove	8	B	TM	6/20/14	35134	6/26/14	5,180	07/25/14	5,180	3/4"	500	500	75	75	250	350		6,930	
2	109 Jayne Cove	9	B	TM	10/21/14	35915	10/16/14	5,180	11/20/14	5,180	3/4"	500	500	75	75	250	350		6,930	
2	120 Jayne Cove	10	B	TM	12/20/15	36265	12/15/15	5,180	01/21/16	5,180	3/4"	500	500	75	75	250	350		6,930	
2	188 Jayne Cove	11	B	TM	7/31/14	35257	7/11/14	5,180	08/19/14	5,180	3/4"	500	500	75	75	250	350		6,930	
2	169 Jayne Cove	12	B	TM	9/12/14	35279	9/29/14	5,180	10/27/14	5,180	3/4"	500	500	75	75	250	350		6,930	
2	188 Jayne Cove	13	B	TM	12/11/14	35421	12/8/14	5,180	10/21/14	5,180	3/4"	500	500	75	75	250	350		6,930	
2	174 Jayne Cove	14	B	TM	3/20/15	37016	3/27/15	5,180	04/17/15	5,180	3/4"	500	500	75	75	250	350		6,930	
2	188 Jayne Cove	15	B	TM	6/13/14	35074	6/17/14	5,1												

Reunion Ranch W.C.J.D.
Lot Schedule

Lot	Address	Exp. No.	Bldg Use	Form	Ck. #	Orig. Date	Water Impact Fee			Water Tap Fee	WW Tap Fee	Water Tap Hook Fee	WW Tap Hook Fee	WW Effort	Crew/Comm	Slender	Program	Recreation	Security	Total
							\$5,180 /	\$13,818	\$2,000 Plus											
2-143 William Court																				14,738
2-153 William Court																				14,738
2-163 William Court																				6,910
2-173 William Court																				6,910
2-183 William Court																				6,910
2-193 William Court																				6,910
2-203 William Court																				6,910
2-213 William Court																				14,738
2-223 William Court																				14,738
2-233 William Court																				14,738
2-243 William Court																				14,738
2-253 William Court																				14,738
2-263 William Court																				14,738
2-273 William Court																				14,738
2-283 William Court																				14,738
2-293 William Court																				14,738
2-303 William Court																				14,738
2-313 William Court																				14,738
2-323 William Court																				14,738
2-333 William Court																				14,738
2-343 William Court																				14,738
2-353 William Court																				14,738
2-363 William Court																				14,738
2-373 William Court																				14,738
2-383 William Court																				14,738
2-393 William Court																				14,738
2-403 William Court																				14,738
2-413 William Court																				14,738
2-423 William Court																				14,738
2-433 William Court																				14,738
2-443 William Court																				14,738
2-453 William Court																				14,738
2-463 William Court																				14,738
2-473 William Court																				14,738
2-483 William Court																				14,738
2-493 William Court																				14,738
2-503 William Court																				14,738
2-513 William Court																				14,738
2-523 William Court																				14,738
2-533 William Court																				14,738
2-543 William Court																				14,738
2-553 William Court																				14,738
2-563 William Court																				14,738
2-573 William Court																				14,738
2-583 William Court																				14,738
2-593 William Court																				14,738
2-603 William Court																				14,738
2-613 William Court																				14,738
2-623 William Court																				14,738
2-633 William Court																				14,738
2-643 William Court																				14,738
2-653 William Court																				14,738
2-663 William Court																				14,738
2-673 William Court																				14,738
2-683 William Court																				14,738
2-693 William Court																				14,738
2-703 William Court																				14,738
2-713 William Court																				14,738
2-723 William Court																				14,738
2-733 William Court																				14,738
2-743 William Court																				14,738
2-753 William Court																				14,738
2-763 William Court																				14,738
2-773 William Court																				14,738
2-783 William Court																				14,738
2-793 William Court																				14,738
2-803 William Court																				14,738
2-813 William Court																				14,738
2-823 William Court																				14,738
2-833 William Court																				14,738
2-843 William Court																				14,738
2-853 William Court																				14,738
2-863 William Court																				14,738
2-873 William Court																				14,738
2-883 William Court																				14,738
2-893 William Court																				14,738
2-903 William Court																				14,738
2-913 William Court																				14,738
2-923 William Court																				14,738
2-933 William Court																				14,738
2-943 William Court																				14,738
2-953 William Court																				14,738
2-963 William Court																				14,738
2-973 William Court																				14,738
2-983 William Court																				14,738
2-993 William Court																				14,738
2-1003 William Court																				14,738

See Accountants Report

Reunlan Ranch W.C.I.D.
Lot Schedule

Lot	Address	Lot Size	Block	Date	Ex #	Orig Date	Water	Impact	Meter	Water Tap	WW Tap	Water Tap	WW Tap	WW Tap	Disposal	Cinder	Program	Washbas	Security	Total
2	2776 Reunlan Blvd	3	G	TM	4/7/09	55298	4/19/19	12,938	07/18/19	12,938	3/4"	500	500	75	75	250	350	50	14,738	
3	2786 Reunlan Blvd	3	G	TM	4/7/09	51843	5/27/19	12,938	07/18/19	12,938	3/4"	500	500	75	75	250	350	50	14,738	
4	2796 Reunlan Blvd	3	G	TM	5/14/15	51847	5/27/19	12,938	07/18/19	12,938	3/4"	500	500	75	75	250	350	50	14,738	
5	2806 Reunlan Blvd	3	G	TM	2/25/20	55530	2/25/20	12,938	07/18/19	12,938	3/4"	500	500	75	75	250	350	50	14,738	
6	2816 Reunlan Blvd	3	G	TM	2/25/20	51848	5/27/19	12,938	07/18/19	12,938	3/4"	500	500	75	75	250	350	50	14,738	
7	2826 Reunlan Blvd	3	G	TM	5/22/08	51648	5/27/19	12,938	07/18/19	12,938	3/4"	500	500	75	75	250	350	50	14,738	
8	2836 Reunlan Blvd	3	G	TM	3/25/15	10146	3/25/15	12,938	07/18/19	12,938	3/4"	500	500	75	75	250	350	50	14,738	
9	2846 Reunlan Blvd	3	G	TM	3/25/15	10147	3/25/15	12,938	07/18/19	12,938	3/4"	500	500	75	75	250	350	50	14,738	
10	2856 Reunlan Blvd	3	G	TM	10/27/18	48053	10/27/18	12,938	11/20/18	12,938	3/4"	500	500	75	75	250	350	50	14,738	
Subtotal Section 1							\$ 1,449,240	\$ 4,449,428	\$	\$ 121,000	\$ 121,000	\$ 121,000	\$ 121,000	\$ 121,000	\$ 121,000	\$ 121,000	\$ 121,000	\$ 121,000	\$ 121,000	\$ 4,649,128
11	3099 Reunlan Blvd**	117	E	TM	4/1/20		4/1/20	(6,799)				500	500	75	75	250	350	50	1,290	
12	3093 Reunlan Blvd**	118	E	TM	4/21/20		4/21/20	(6,799)				500	500	75	75	250	350	50	1,290	
13	3106 Reunlan Blvd**	119	E	TM	4/21/20		4/21/20	(6,799)				500	500	75	75	250	350	50	1,290	
14	3118 Reunlan Blvd**	120	E	TM	4/21/20		4/21/20	(6,799)				500	500	75	75	250	350	50	1,290	
15	3130 Reunlan Blvd**	121	E	TM	12/30/19	55965	12/30/19	6,139	01/24/20	12,938	3/4"	500	500	75	75	250	350	50	8,089	
16	3147 Reunlan Blvd**	122	E	TM	2/25/20	56933	2/25/20	6,139	03/27/20	12,938	3/4"	500	500	75	75	250	350	50	8,089	
17	3167 Reunlan Blvd**	123	E	TM	4/1/20		4/1/20	(6,799)				500	500	75	75	250	350	50	1,290	
18	3180 Reunlan Blvd**	124	E	TM	4/1/20		4/1/20	(6,799)				500	500	75	75	250	350	50	1,290	
19	3198 Reunlan Blvd**	125	E	TM	3/14/19		12/1/19	6,139	12/17/19	12,938	3/4"	500	500	75	75	250	350	50	8,089	
20	3202 Reunlan Blvd**	126	E	TM	4/1/20		4/1/20	(6,799)				500	500	75	75	250	350	50	1,290	
21	3216 Reunlan Blvd**	127	E	TM	4/1/20		4/1/20	(6,799)				500	500	75	75	250	350	50	1,290	
22	3234 Reunlan Blvd**	128	E	TM	4/1/20		4/1/20	(6,799)				500	500	75	75	250	350	50	1,290	
23	3252 Reunlan Blvd**	129	E	TM	12/14/19		12/14/19	6,139	12/17/19	12,938	3/4"	500	500	75	75	250	350	50	7,939	
24	3270 Reunlan Blvd**	130	E																	
25	3288 Reunlan Blvd**	131	E																	
26	3306 Reunlan Blvd**	132	E	TM	2/25/20	56926	2/25/20	6,139	03/17/20	12,938	3/4"	500	500	75	75	250	350	50	7,939	
27	3324 Reunlan Blvd**	133	E	TM	12/1/19		12/1/19	6,139	12/17/19	12,938	3/4"	500	500	75	75	250	350	50	7,939	
28	3342 Reunlan Blvd**	134	E	TM	10/24/19	54912	10/24/19	6,139	11/19/19	12,938	3/4"	500	500	75	75	250	350	50	7,939	
29	3360 Reunlan Blvd**	135	E	TM	4/1/20		4/1/20	6,139				500	500	75	75	250	350	50	7,939	
30	3378 Reunlan Blvd**	136	E																	
31	3396 Reunlan Blvd**	137	E																	
32	3414 Reunlan Blvd**	138	E	TM	12/1/19		12/1/19	6,139	12/17/19	12,938	3/4"	500	500	75	75	250	350	50	7,939	
33	3432 Reunlan Blvd**	139	E	TM	10/24/19	54956	10/24/19	6,139	11/19/19	12,938	3/4"	500	500	75	75	250	350	50	7,939	
34	3450 Reunlan Blvd**	140	E	TM	4/1/20		4/1/20	6,139				500	500	75	75	250	350	50	7,939	
35	3468 Reunlan Blvd**	141	E																	
36	3486 Reunlan Blvd**	142	E	TM	12/1/19		12/1/19	6,139	12/17/19	12,938	3/4"	500	500	75	75	250	350	50	7,939	
37	3504 Reunlan Blvd**	143	E																	
38	3522 Reunlan Blvd**	144	E																	
39	3540 Reunlan Blvd**	145	E																	
40	3558 Reunlan Blvd**	146	E	TM	4/1/20		4/1/20	6,139				500	500	75	75	250	350	50	7,939	
41	3576 Reunlan Blvd**	147	E																	
42	3594 Reunlan Blvd**	148	E																	
43	3612 Reunlan Blvd**	149	E																	
44	3630 Reunlan Blvd**	150	E	TM	4/1/20		4/1/20	6,139	04/01/20		3/4"	500	500	75	75	250	350	50	7,939	
45	3648 Reunlan Blvd**	151	E	TM	2/25/20	56929	2/25/20	6,139	03/17/20		3/4"	500	500	75	75	250	350	50	7,939	
46	3666 Reunlan Blvd**	152	E	TM	10/24/19	54913	10/24/19	6,139	11/19/19	12,938	3/4"	500	500	75	75	250	350	50	7,939	
47	3684 Reunlan Blvd**	153	E	TM	2/25/20	56928	2/25/20	6,139	03/17/20	12,938	3/4"	500	500	75	75	250	350	50	7,939	
48	3702 Reunlan Blvd**	154	E	TM	12/1/19		12/1/19	6,139	12/17/19	12,938	3/4"	500	500	75	75	250	350	50	7,939	
49	3720 Reunlan Blvd**	155	E	TM	12/1/19		12/1/19	6,139	12/17/19	12,938	3/4"	500	500	75	75	250	350	50	7,939	
50	3738 Reunlan Blvd**	156	E	TM	2/25/20	56928	2/25/20	6,139	03/17/20	6,139	3/4"	500	500	75	75	250	350	50	7,939	
51	3756 Reunlan Blvd**	157	E	TM	10/24/19	54910	10/24/19	6,139	11/19/19	12,938	3/4"	500	500	75	75	250	350	50	7,939	
52	3774 Reunlan Blvd**	158	E																	
53	3792 Reunlan Blvd**	159	E																	
54	3810 Reunlan Blvd**	160	E																	
55	3828 Reunlan Blvd**	161	E																	
56	3846 Reunlan Blvd**	162	E																	
57	3864 Reunlan Blvd**	163	E																	
58	3882 Reunlan Blvd**	164	E																	
59	3900 Reunlan Blvd**	165	E																	
60	3918 Reunlan Blvd**	166	E	TM	4/1/20		4/1/20	6,139			3/4"	500	500	75	75	250	350	50	7,939	
61	3936 Reunlan Blvd**	167	E																	
62	3954 Reunlan Blvd**	168	E	TM	12/30/19	55720	12/30/19	6,139	01/24/20	12,938	3/4"	500	500	75	75	250	350	50	7,939	
63	3972 Reunlan Blvd**	169	E	TM	10/24/19	54911	10/24/19	6,139	11/19/19	12,938	3/4"	500	500	75	75	250	350	50	7,939	
Subtotal Section 1							\$ 1,814,318	\$ 2,614,318	\$	\$ 15,000	\$ 15,000	\$ 15,000	\$ 15,000	\$ 15,000	\$ 15,000	\$ 15,000	\$ 15,000	\$ 15,000	\$ 2,644,318	
64	5294 Adam Court	60	E	TM	8/23/17	44283	8/23/17	12,938	10/12/17	12,938	3/4"	500	500	75	75	250	350	50	14,738	
65	5312 Adam Court	61	E	TM	6/23/17	49174	6/23/17	12,938	07/18/17	12,938	3/4"	500	500	75	75	250	350	50	14,738	
66	5330 Adam Court	62	E	TM	12/7/17	44222	12/7/17	12,938	01/04/18	12,938	3/4"	500	500	75	75	250	350	50	14,738	
67	5348 Adam Court	63	E	TM	4/17/18	48312	4/17/18	12,938	06/13/18	12,938	3/4"	500	500	75	75	250	350	50	14,738	
68	5366 Adam Court																			

**Reunion Ranch W.C.F.D.
Lot Schedule**

Lot	Address	Lot Size	Builder	Builder Paid		Water Impact Fee	Impact Fee	Meter Size	Water Tap Fee	WW Tap Fee	Water Tap Insp	WW Tap Insp	WW Final Insp	CrossConn Insp	Grader Insp	Ingration Insp	Backflow Inspection	Security Deposit	Total											
				Orig Date	Orig Date																									
5 112 Adam Court		75 E	TM	12/21/13	41644	10/1/13	12,938	08/20/13	12,938	3/4"	500	500	75	75	250	350	50		14,738											
5 118 Adam Court		75 F	TM	07/21/17	43577	02/21/19	12,938	08/20/15	12,938	3/4"	500	500	75	75	250	350	50		14,738											
5 124 Adam Court		75 F	TM	7/12/19	52720	7/12/19	12,938	08/20/15	12,938	3/4"	500	500	75	75	250	350	50		14,738											
5 130 Adam Court		75 E	TM				12,938	08/20/15	12,938	3/4"	500	500	75	75	250	350	50		14,738											
5 136 Adam Court		75 E	TM	7/25/19	53156	7/25/19	12,938	08/20/15	12,938	3/4"	500	500	75	75	250	350	50		14,738											
5 142 Adam Court		75 E	TM	7/24/17	43819	7/24/17	12,938	08/20/15	12,938	3/4"	500	500	75	75	250	350	50		14,738											
5 148 Adam Court		75 E	TM	08/29/18	49198	08/29/18	12,938	11/20/18	12,938	3/4"	500	500	75	75	250	350	50		14,738											
5 154 Adam Court		75 E	TM	5/25/19	51648	5/25/19	12,938	08/20/15	12,938	3/4"	500	500	75	75	250	350	50		14,738											
5 160 Adam Court		75 E	TM	3/23/18	46341	3/23/18	12,938	08/20/15	12,938	3/4"	500	500	75	75	250	350	50		14,738											
5 166 Adam Court		75 E	TM	4/25/15	51200	4/25/15	12,938	08/20/15	12,938	3/4"	500	500	75	75	250	350	50		14,738											
5 172 Adam Court		75 E	TM	8/23/17	44330	8/23/17	12,938	10/17/17	12,938	3/4"	500	500	75	75	250	350	50		14,738											
5 178 Adam Court		75 E	TM	12/21/17	44675	12/21/17	12,938	08/20/15	12,938	3/4"	500	500	75	75	250	350	50		14,738											
5 184 Adam Court		75 F	TM	7/24/17	43818	7/24/17	12,938	08/20/15	12,938	3/4"	500	500	75	75	250	350	50		14,738											
5 190 Adam Court		75 E	TM	12/7/17	44616	12/7/17	12,938	08/20/15	12,938	3/4"	500	500	75	75	250	350	50		14,738											
Subtotal Section 1																		\$ 223,450	\$ 483,450	\$ 12,960	\$ 12,960	\$ 1,425	\$ 1,425	\$ 4,210	\$ 4,210	\$ -	\$ 1,210	\$ -	\$ -	\$ 344,410
374 Kite Drive - Irrigation Meter Phase 2-2			TM	7/22/16	40969	07/24/16			1,500										1,550											
Wendell Park Water Meter				3/2/16															50											
883 Drury			Natio	5/25/18	34134	5/25/18	12,938	10/18/18	12,938	3/4"	500	500	75	75	250	350	50		14,738											
883 Drury			GBR	4/13/19	2255	4/13/19	12,938	08/20/15	12,938	3/4"	500	500	75	75	250	350	50		14,738											
443 Drury			Natio	4/12/20		4/12/20	12,938	08/20/15	12,938	3/4"	500	500	75	75	250	350	50		14,738											
443 Drury			Natio	12/20/19	35126	12/20/19	12,938	08/20/15	12,938	3/4"	500	500	75	75	250	350	50		14,738											
882 Drury			Natio	4/12/20		4/12/20	12,938	08/20/15	12,938	3/4"	500	500	75	75	250	350	50		14,738											
102 S Oak View			Landart																50											
1181 Oakdale			Landart																50											
1139 Oakdale			Landart																50											
1134 Oakdale			Landart																50											
819 Alhambra			GBR	4/7/15	2254	4/7/15	12,938	08/20/15	12,938	3/4"	500	500	75	75	250	350	50		14,738											
143 Lakota Way			GBR	1/11/19	1201	01/11/19	12,938	08/20/15	12,938	3/4"	500	500	75	75	250	350	50		14,738											
102 Tamaris Way			Landart																50											
TOTALS																		\$ 452,410	\$ 966,910	\$ 13,460	\$ 13,460	\$ 1,425	\$ 1,425	\$ 4,210	\$ 4,210	\$ -	\$ 1,210	\$ -	\$ -	\$ 1,044,160

Reconciliation to Financial Statements		Per Balance Sheet		Per Income Statement						
Water Impact Fee			\$ 4,542,883.00							
Impact Fee Payments			(4,501,188.00)							
Impact Fee Payable			\$ 41,695.00							
Total Tap Fees		2013	2014	2015	2016	2017	2018	2019	2020	Total
Total Inspection Fees		\$ 42,000	\$ 32,000	\$ 42,000	\$ 34,500	\$ 44,000	\$ 44,500	\$ 46,000	\$ 43,000	\$ 244,500
Total Backflow Inspections		138	138	140	124	126	126	126	126	1,014

Debt Service Fund

**Reunion Ranch Water Control & Improvement District
Debt Service Schedule**

Year	Date	Series 2015		Series 2014		Series 2017		Series 2018		Series 2019		Total	
		Interest Rates 1.25% - 4.825%		Interest Rates 1.25% - 4.225%		Interest Rates 2.00% - 4.55%		Interest Rates 2.20% - 4.125%		Interest Rates 2.20% - 4.00%			
		Principal	Interest	Principal	Interest	Principal	Interest	Principal	Interest	Principal	Interest	Principal	Interest
2015/2016	2/15/2016	\$ -	\$ -	\$ -	\$ -	\$ -	\$ -	\$ -	\$ -	\$ -	\$ -	\$ -	\$ -
2015/2016	8/15/2016	-	83,075	-	-	-	-	-	-	-	-	-	83,075
2015/2016	2/15/2017	-	83,075	-	-	-	-	-	-	-	-	-	166,150
2015/2016	8/15/2017	-	82,830	-	80,114	-	-	-	-	-	-	-	162,944
2015/2016	2/15/2018	-	124,888	-	80,114	-	-	-	-	-	-	-	205,002
2015/2016	8/15/2018	80,000	82,830	80,000	89,418	-	133,492	-	-	-	-	170,000	352,710
2015/2016	2/15/2019	80,000	175,660	80,000	139,231	-	133,492	-	-	-	-	170,000	398,583
2015/2016	8/15/2019	85,000	62,135	85,000	68,268	143,000	88,458	173,245	-	-	-	270,000	315,335
2015/2016	2/15/2020	85,000	174,269	85,000	132,531	143,000	126,918	173,245	-	-	-	270,000	361,603
2015/2016	8/15/2020	90,000	41,280	90,000	46,841	145,000	88,058	174,488	-	-	-	270,000	310,446
2015/2016	2/15/2021	90,000	127,560	90,000	133,681	145,000	126,116	174,488	-	-	-	270,000	356,694
2015/2016	8/15/2021	95,000	40,288	95,000	45,418	150,000	84,029	174,488	-	-	-	270,000	310,446
2015/2016	2/15/2022	95,000	120,555	95,000	130,831	150,000	123,528	174,488	-	-	-	270,000	344,064
2015/2016	8/15/2022	100,000	39,080	100,000	43,978	155,000	81,000	175,000	-	-	-	270,000	297,000
2015/2016	2/15/2023	100,000	118,148	100,000	124,951	155,000	120,711	175,000	-	-	-	270,000	341,662
2015/2016	8/15/2023	105,000	37,251	110,000	42,341	160,000	83,530	175,000	-	-	-	270,000	297,000
2015/2016	2/15/2024	105,000	115,410	110,000	124,681	160,000	122,114	175,000	-	-	-	270,000	341,662
2015/2016	8/15/2024	110,000	34,120	115,000	40,891	165,000	81,400	175,000	-	-	-	270,000	297,000
2015/2016	2/15/2025	110,000	112,260	115,000	121,381	165,000	124,819	175,000	-	-	-	270,000	341,662
2015/2016	8/15/2025	115,000	34,425	120,000	39,945	170,000	82,330	175,000	-	-	-	270,000	297,000
2015/2016	2/15/2026	115,000	110,475	120,000	120,546	170,000	123,719	175,000	-	-	-	270,000	341,662
2015/2016	8/15/2026	120,000	32,628	125,000	37,513	175,000	78,419	175,000	-	-	-	270,000	297,000
2015/2016	2/15/2027	120,000	108,148	125,000	114,023	175,000	124,319	175,000	-	-	-	270,000	341,662
2015/2016	8/15/2027	125,000	30,878	130,000	36,819	180,000	79,820	175,000	-	-	-	270,000	297,000
2015/2016	2/15/2028	125,000	105,878	130,000	112,638	180,000	121,419	175,000	-	-	-	270,000	341,662
2015/2016	8/15/2028	130,000	29,403	135,000	35,456	185,000	78,884	175,000	-	-	-	270,000	297,000
2015/2016	2/15/2029	130,000	103,255	135,000	109,913	185,000	124,700	175,000	-	-	-	270,000	341,662
2015/2016	8/15/2029	135,000	28,878	140,000	34,819	190,000	79,820	175,000	-	-	-	270,000	297,000
2015/2016	2/15/2030	135,000	101,325	140,000	107,638	190,000	121,419	175,000	-	-	-	270,000	341,662
2015/2016	8/15/2030	140,000	28,403	145,000	34,456	195,000	79,820	175,000	-	-	-	270,000	297,000
2015/2016	2/15/2031	140,000	99,081	145,000	105,213	195,000	121,419	175,000	-	-	-	270,000	341,662
2015/2016	8/15/2031	145,000	27,921	150,000	33,819	200,000	79,820	175,000	-	-	-	270,000	297,000
2015/2016	2/15/2032	145,000	96,641	150,000	102,028	200,000	121,419	175,000	-	-	-	270,000	341,662
2015/2016	8/15/2032	150,000	27,413	155,000	33,378	205,000	79,820	175,000	-	-	-	270,000	297,000
2015/2016	2/15/2033	150,000	94,525	155,000	100,213	205,000	121,419	175,000	-	-	-	270,000	341,662
2015/2016	8/15/2033	155,000	26,800	160,000	32,945	210,000	79,820	175,000	-	-	-	270,000	297,000
2015/2016	2/15/2034	155,000	92,800	160,000	98,788	210,000	121,419	175,000	-	-	-	270,000	341,662
2015/2016	8/15/2034	160,000	26,400	165,000	32,513	215,000	79,820	175,000	-	-	-	270,000	297,000
2015/2016	2/15/2035	160,000	89,900	165,000	95,628	215,000	121,419	175,000	-	-	-	270,000	341,662
2015/2016	8/15/2035	165,000	26,000	170,000	32,072	220,000	79,820	175,000	-	-	-	270,000	297,000
2015/2016	2/15/2036	165,000	87,800	170,000	93,748	220,000	121,419	175,000	-	-	-	270,000	341,662
2015/2016	8/15/2036	170,000	25,600	175,000	31,513	225,000	79,820	175,000	-	-	-	270,000	297,000
2015/2016	2/15/2037	170,000	85,800	175,000	91,628	225,000	121,419	175,000	-	-	-	270,000	341,662
2015/2016	8/15/2037	175,000	25,200	180,000	31,072	230,000	79,820	175,000	-	-	-	270,000	297,000
2015/2016	2/15/2038	175,000	84,000	180,000	90,128	230,000	121,419	175,000	-	-	-	270,000	341,662
2015/2016	8/15/2038	180,000	24,800	185,000	30,513	235,000	79,820	175,000	-	-	-	270,000	297,000
2015/2016	2/15/2039	180,000	83,200	185,000	89,628	235,000	121,419	175,000	-	-	-	270,000	341,662
2015/2016	8/15/2039	185,000	24,400	190,000	30,072	240,000	79,820	175,000	-	-	-	270,000	297,000
2015/2016	2/15/2040	185,000	82,000	190,000	88,128	240,000	121,419	175,000	-	-	-	270,000	341,662
2015/2016	8/15/2040	190,000	24,000	195,000	29,513	245,000	79,820	175,000	-	-	-	270,000	297,000
2015/2016	2/15/2041	190,000	80,800	195,000	87,628	245,000	121,419	175,000	-	-	-	270,000	341,662
2015/2016	8/15/2041	195,000	23,600	200,000	29,072	250,000	79,820	175,000	-	-	-	270,000	297,000
2015/2016	2/15/2042	195,000	79,200	200,000	85,128	250,000	121,419	175,000	-	-	-	270,000	341,662
2015/2016	8/15/2042	200,000	23,200	205,000	28,513	255,000	79,820	175,000	-	-	-	270,000	297,000
2015/2016	2/15/2043	200,000	78,000	205,000	84,628	255,000	121,419	175,000	-	-	-	270,000	341,662
2015/2016	8/15/2043	205,000	22,800	210,000	28,072	260,000	79,820	175,000	-	-	-	270,000	297,000
2015/2016	2/15/2044	205,000	76,800	210,000	83,128	260,000	121,419	175,000	-	-	-	270,000	341,662
2015/2016	8/15/2044	210,000	22,400	215,000	27,513	265,000	79,820	175,000	-	-	-	270,000	297,000
2015/2016	2/15/2045	210,000	75,600	215,000	82,628	265,000	121,419	175,000	-	-	-	270,000	341,662
2015/2016	8/15/2045	215,000	22,000	220,000	27,072	270,000	79,820	175,000	-	-	-	270,000	297,000
2015/2016	2/15/2046	215,000	74,000	220,000	81,128	270,000	121,419	175,000	-	-	-	270,000	341,662
2015/2016	8/15/2046	220,000	21,600	225,000	26,513	275,000	79,820	175,000	-	-	-	270,000	297,000
2015/2016	2/15/2047	220,000	72,800	225,000	79,628	275,000	121,419	175,000	-	-	-	270,000	341,662
2015/2016	8/15/2047	225,000	21,200	230,000	26,072	280,000	79,820	175,000	-	-	-	270,000	297,000
2015/2016	2/15/2048	225,000	71,200	230,000	77,128	280,000	121,419	175,000	-	-	-	270,000	341,662
2015/2016	8/15/2048	230,000	20,800	235,000	25,513	285,000	79,820	175,000	-	-	-	270,000	297,000
2015/2016	2/15/2049	230,000	70,000	235,000	76,628	285,000	121,419	175,000	-	-	-	270,000	341,662
2015/2016	8/15/2049	235,000	20,400	240,000	25,072	290,000	79,820	175,000	-	-	-	270,000	297,000
2015/2016	2/15/2050	235,000	69,200	240,000	75,128	290,000	121,419	175,000	-	-	-	270,000	341,662
2015/2016	8/15/2050	240,000	19,600	245,000	24,513	295,000	79,820	175,000	-	-	-	270,000	297,000
2015/2016	2/15/2051	240,000	68,000	245,000	74,628	295,000	121,419	175,000	-	-	-	270,000	341,662
2015/2016	8/15/2051	245,000	19,200	250,000	24,072	300,000	79,820	175,000	-	-	-	270,00	

Reunion Ranch W.C.I.D. - DSF
Adjustments Journal
April 2020

Date	Num	Memo	Account	Debit	Credit
04/30/2020	4.1	Record Tax Collections	1150 - A/R - Property Taxes		8,331.53
		Record Tax Collections	2740 - Deferred Revenue-Property Taxes	8,331.53	
		Record Tax Collections	4320 - Property Taxes		8,331.53
		Record Tax Collections	4331 - Penalties & Interest-Tax Accts.		465.99
		Record Tax Collections	2171 - Due to General Fund		1,959.22
		Record Tax Collections	1106 - Texpool Tax Account	10,756.74	
				<u>19,088.27</u>	<u>19,088.27</u>
TOTAL				<u>19,088.27</u>	<u>19,088.27</u>

See Accountant's Report.

Reunion Ranch W.C.I.D. - DSF
General Ledger
As of April 30, 2020

Type	Date	Num	Memo	Amount	Balance
1106 · Texpool Tax Account					141,372.97
Transfer	04/21/2020		Funds Transfer	(100,000.00)	41,372.97
Transfer	04/21/2020		Funds Transfer	(20,300.93)	21,072.04
General Jour...	04/30/2020	4.1	Record Tax Collections	10,756.74	31,828.78
Deposit	04/30/2020		Interest	38.82	31,867.60
Total 1106 · Texpool Tax Account				(109,505.37)	31,867.60
1115 · TexPool Debt Service					1,696,154.33
Transfer	04/21/2020		Funds Transfer	100,000.00	1,796,154.33
Deposit	04/30/2020		Interest	645.01	1,796,799.34
Total 1115 · TexPool Debt Service				100,645.01	1,796,799.34
1131 · TexPool - SR 2019 - Cap Interes					74,688.93
Deposit	04/30/2020		Interest	27.96	74,716.89
Total 1131 · TexPool - SR 2019 - Cap Interes				27.96	74,716.89
1150 · A/R - Property Taxes					26,407.22
General Jour...	04/30/2020	4.1	Record Tax Collections	(8,331.53)	18,075.69
Total 1150 · A/R - Property Taxes				(8,331.53)	18,075.69
2171 · Due to General Fund					(22,795.84)
Transfer	04/21/2020		Funds Transfer	20,300.93	(2,494.91)
General Jour...	04/30/2020	4.1	Record Tax Collections	(1,959.22)	(4,454.13)
Total 2171 · Due to General Fund				18,341.71	(4,454.13)
2740 · Deferred Revenue-Property Taxes					(26,407.22)
General Jour...	04/30/2020	4.1	Record Tax Collections	8,331.53	(18,075.69)
Total 2740 · Deferred Revenue-Property Taxes				8,331.53	(18,075.69)
3000 · Reserved for Debt Service					(897,666.02)
Total 3000 · Reserved for Debt Service					(897,666.02)
Property Tax					(1,222,640.02)
4320 · Property Taxes					(1,220,794.10)
General Jour...	04/30/2020	4.1	Record Tax Collections	(8,331.53)	(1,229,125.63)
Total 4320 · Property Taxes				(8,331.53)	(1,229,125.63)
4331 · Penalties & Interest-Tax Accts.					(1,845.92)
General Jour...	04/30/2020	4.1	Record Tax Collections	(465.99)	(2,311.91)
Total 4331 · Penalties & Interest-Tax Accts.				(465.99)	(2,311.91)
Total Property Tax				(8,797.52)	(1,231,437.54)
5391 · Interest on Temp Investments					(10,566.70)
Deposit	04/30/2020		Interest	(38.82)	(10,605.52)
Deposit	04/30/2020		Interest	(645.01)	(11,250.53)
Deposit	04/30/2020		Interest	(27.96)	(11,278.49)
Total 5391 · Interest on Temp Investments				(711.79)	(11,278.49)

See Accountants' Report.

Reunion Ranch W.C.I.D. - DSF
 General Ledger
 As of April 30, 2020

Type	Date	Num	Memo	Amount	Balance
6330 · Tax Appraisal/Collector Fees					4,394.71
Total 6330 · Tax Appraisal/Collector Fees					4,394.71
7360 · Bond Interest Expense					310,645.64
Total 7360 · Bond Interest Expense					310,645.64
7363 · Fiscal Agent Fees					800.00
Total 7363 · Fiscal Agent Fees					800.00
5400 · Bond Proceeds					(74,388.00)
Total 5400 · Bond Proceeds					(74,388.00)
TOTAL				0.00	0.00

See Accountants' Report.

Capital Projects Fund

Reunion Ranch W.C.I.D.-CPF
Adjustments Journal

April 2020

Date	Num	Memo	Account	Debit	Credit
04/21/2020	4.1	Record Murfee Engineering - Bond Application No. 6 Record Murfee Engineering - Bond Application No. 6	1305 - Prepaid Bond Issue Costs 2105 - Due to GF	11,086.57	11,086.57
				<u>11,086.57</u>	<u>11,086.57</u>
TOTAL				<u>11,086.57</u>	<u>11,086.57</u>

See Accountants' Report.

Reunion Ranch W.C.I.D.-CPF
General Ledger

As of April 30, 2020

Type	Date	Num	Memo	Amount	Balance
1152 · TexPool - SR2017 Capital Projec					6.56
Total 1152 · TexPool - SR2017 Capital Projec					6.56
1153 · TexPool - SR2018 Capital Projec					1,358.82
Deposit	04/30/2020		Interest	0.52	1,359.34
Total 1153 · TexPool - SR2018 Capital Projec				0.52	1,359.34
1154 · TexPool - SR 2019 Cap Project					451,026.86
Deposit	04/30/2020		Interest	168.76	451,195.62
Total 1154 · TexPool - SR 2019 Cap Project				168.76	451,195.62
1305 · Prepaid Bond Issue Costs					9,547.50
General Journal	04/21/2020	4.1	Record Murfee Engineering - Bond Application No. 6	11,086.57	20,634.07
Total 1305 · Prepaid Bond Issue Costs				11,086.57	20,634.07
2105 · Due to GF					(13,021.01)
General Journal	04/21/2020	4.1	Record Murfee Engineering - Bond Application No. 6	(11,086.57)	(24,107.58)
Total 2105 · Due to GF				(11,086.57)	(24,107.58)
3200 · Fund Balance					(35,983.27)
Total 3200 · Fund Balance					(35,983.27)
4050 · Interest Income					(1,961.33)
Deposit	04/30/2020		Interest	(0.52)	(1,961.85)
Deposit	04/30/2020		Interest	(168.76)	(2,130.61)
Total 4050 · Interest Income				(169.28)	(2,130.61)
7000 · Bond Proceeds					(4,925,612.00)
Total 7000 · Bond Proceeds					(4,925,612.00)
8050 · Bond Premium					(16,389.75)
Total 8050 · Bond Premium					(16,389.75)
8100 · Bond Discount					5,593.65
Total 8100 · Bond Discount					5,593.65
8500 · Interest Expense					256,992.00
Total 8500 · Interest Expense					256,992.00
9000 · Capital Outlay - Infrastructure					3,870,776.00
Total 9000 · Capital Outlay - Infrastructure					3,870,776.00
9105 · Bond Issue Exp					338,665.97
Total 9105 · Bond Issue Exp					338,665.97
9106 · Bond Insurance Premium					59,000.00
Total 9106 · Bond Insurance Premium					59,000.00
TOTAL				0.00	0.00

See Accountants' Report.

Expenditures to be Approved

Reunion Ranch W.C.I.D.
Director Fees
June 16, 2020

<u>Date</u>	<u>Num</u>	<u>Source Name</u>	<u>Payroll Item</u>	<u>Amount</u>
06/16/2020	1430	Dennis Daniel	Director Fees	150.00
		Dennis Daniel	Social Security Employee	(9.30)
		Dennis Daniel	Medicare Employee	(2.17)
				138.53
06/16/2020	1431	Eileen Grass	Director Fees	150.00
		Eileen Grass	Social Security Employee	(9.30)
		Eileen Grass	Medicare Employee	(2.17)
				138.53
06/16/2020	1432	Nathan Neese	Director Fees	150.00
		Nathan Neese	Social Security Employee	(9.30)
		Nathan Neese	Medicare Employee	(2.18)
				138.52
06/16/2020	1433	Rick Triplett	Director Fees	150.00
		Rick Triplett	Social Security Employee	(9.30)
		Rick Triplett	Medicare Employee	(2.17)
				138.53
06/16/2020	1434	Thomas J. Rogers	Director Fees	150.00
		Thomas J. Rogers	Social Security Employee	(9.30)
		Thomas J. Rogers	Medicare Employee	(2.18)
				138.52
TOTAL				692.63

Aquatic Features, Inc.

6611 Burnet Lane
Austin, TX 78757



Invoice

Date	Invoice #
6/6/2020	202006416

Bill To
Reunion Ranch MUD c/o Inframark 14050 Summit Drive Austin TX 78728

Info

P.O. No.	Terms	Project

Quantity	Description	Rate	Amount
1	Professional Service Lake: Invoice is for work done in preceding month from invoice date.	550.00	550.00
1	Lake Chemical budget: growth inhibitors: Sonar One	95.00	95.00
8	Pond dye	15.00	120.00
1	Beneficial-engineered microbes to help digest sulfur smell, digestion of leaf/ plant material reduce sludge.	15.00	15.00
0.5	5/13/2020algaerr blvdcaptain xtr.5 gallons	43.00	21.50
	Travis sales tax	8.25%	0.00
By/Date Received: <u>JA 6-1-20</u>			
By/Date Posted: <u>JA 6-9-20</u>			
Approved for Payment: _____			
Hand Delivered to: _____			
Mailed By/Date: _____			
GL#: <u>6650</u>			
Total			\$801.50

Phone #
(512) 301-3199

E-mail	Web Site
scott@aquaticfeaturesinc.com	aquaticfeaturesinc.com

Invoice



Date	Invoice #
5/31/2020	9027

Bill To
Reunion Ranch WCID PO Box 2445 Round Rock, TX 78680

Description	Amount
Monthly Accounting Services - Meeting	2,000.00
By/Date Received: <u>DA 6-1-20</u> By/Date Posted: <u>DA 6-1-20</u> Approved for Payment: _____ Hand Delivered to: _____ Mailed By/Date: _____ GL#: <u>6333</u>	
Thank you for your business!	Total \$2,000.00

PO Box 2445 • Round Rock, TX • 78680
Phone (512) 733-0700 • Fax (512) 733-0704

HAYS CENTRAL APPRAISAL DIST
 Lex Word Building
 21001 North IH 35
 Kyle, TX 78640-5303
 USA
Voice 512-268-2522
Fax: 512-268-1945

Statement

Statement Date
 Jun 1, 2020

Customer Account II
 RRW

Account Of REUNION RANCH WATER DIST
 12912 Hill Country Blvd
 Suite F 232
 Austin, TX 78738

Amount Enclosed

\$

Date	Date Due	Reference	Amount	Balance
5/29/20		2019 REFUND 032	-191.77	-191.77
5/31/20	6/30/20	2020 3ND QTR 032	2,679.18	2,487.41

HAYS CENTRAL ISAL DISTRICT
21001 IH 35
KYLE, T S 78640

By/Date Received: JB 5-26-20

By/Date Posted: JB 6-9-20

Approved for Payment: _____

Hand Delivered to: _____

Mailed By/Date: _____

GL#: 6400 45929

1173 2219.89

4560 (191.77)

Total 2,487.41

PLEASE OTE:

SEC. 6 06 (e) TE PROPE TAX CODE
A payment is de inquent if NOT paid on or before
the due date. A delinquent payment incurs a
PE ALTY of 5% of the amount of the pa ent
and accrues interest at 10% per annum.

0 - 30	31 - 60	61 - 90	Over 90 days
2,487.41	0.00	0.00	0.00



Lower Colorado River Authority
 Questions for domestic use service, call (512) 578-1535
 Questions for firm raw water service, call (512) 730-6757
 www.lcra.org

Previous Balance	\$3,295.28
Payments	\$(3,295.28)
Credits / Adjustments	\$0.00
Balance Forward	\$0.00
Current Charges	\$4,081.82
Account Balance	\$4,081.82



REUNION RANCH WCID
 C/O BOTT & DOUTHITT, PLLC
 ATTN: LISA WALD
 PO BOX 2445
 ROUND ROCK TX 78680

By/Date Received: 05/16/20
 By/Date Posted: 05/19/20
 Approved for Payment: _____
 Hand Delivered to: _____
 Mailed By/Date: _____
 GL#: 6205 1967.24
6150 2114.58

Service Address:

Account Type: Raw Firm (PUA)
 Contract: 800-018-8425-B

Account	Customer	Statement Date	Due Date
00548605	00602793	05/29/20	06/28/20

Service From	Service to	Meter	Days	Previous Read	Current Read	Use (Gal)
04/13/20	05/12/20	66514301	29	49414.00	58203.00	8,789,000.00
04/13/20	05/12/20	LOSS-RR	29	49414.00	58203.00	52,734.00

BILLING DETAILS

Transaction Description	Consumption	Rate	Amount
Previous Balance			\$3,295.28
Payment - Thank You			\$(3,295.28)
Balance Forward			\$0.00
Raw Water			
Monthly Reservation Fee	29.17	\$72.50	\$2,114.58
Raw Water - Firm	27.13	\$72.50	\$1,967.24
Current Charges			\$4,081.82
Account Balance			\$4,081.82

MAQ = 350.00 AF

Consumption History	
Month	Use (AF)
Feb 2020	11.94
Mar 2020	11.82
Apr 2020	16.29
May 2020	27.13
TOTAL	67.18

1 AF = 325,851 gallons

LCRA is offering water conservation rebates, including mulch/compost, rainwater harvesting and irrigation evaluations. To get more detailed information and see how to apply, check out WaterSmart.org.

PAYMENT OPTIONS

Mail:
 PO Box 301589
 Dallas, TX 75303-1589

Online:
 www.lcra.org

In Person:
 Local HEB
 (HEB charges a fee)

ACH:
 JPMorgan Chase Bank of Texas
 ABA #111-000-614
 Account #09922872675

Wire:
 JPMorgan Chase Bank of Texas
 ABA #021-000-021
 Account #09922872675

Accounts may be subject to penalty charges if payment is not received by the due date

Return this portion with your payment. Allow 5 days by mail.

Account	Customer	Statement Date	Due Date	Account Balance
00548605	00602793	05/29/20	06/28/20	\$4,081.82



REUNION RANCH WCID
 C/O BOTT & DOUTHITT, PLLC
 ATTN: LISA WALD
 PO BOX 2445
 ROUND ROCK TX 78680

Remit To:
 LCRA
 PO Box 301589
 Dallas, TX 75303-1589



SOMMERS
MARKETING

**5900 Southwest Parkway
Suite 5-520
Austin, TX 78735
512-330-0500**

5/31/2020

**Reunion Ranch
Jeniffer Concienne
Willatt & Flickinger, PLLC
12912 Hill Country Blvd., Suite F-232
Austin, TX 78738**

Job Code	Invoice #	Terms
	6484	

Description	Amount
May Website Edits for Reunion Ranch WCID	250.00
Edits to site to add May agenda for monthly meeting Edits to site to add May agenda packet Edits to site to update Board of Directors listing Edits to site to add link to recorded May board meeting Edits to site to add April meeting minutes	
Sales Tax - 8.25%	0.00
Ey/Date Received: <u>JB 4-2-20</u> By/Date Posted: <u>JB 4-9-20</u> Approved for Payment: _____ Hand Delivered to: _____ Mailed By/Date: _____ GL#: <u>6700</u>	

The stated price includes Texas sales or use taxes, if applicable

Total	\$250.00
Payments/Credits	\$0.00
Balance Due	\$250.00

Please remit payment to:

**Sommers Marketing + Public Relations
5900 Southwest Parkway, Suite 5-520
Austin, TX 78735**

WILLATT & FLICKINGER, PLLC
ATTORNEYS AT LAW

12912 HILL COUNTRY BLVD., SUITE F-232 • AUSTIN, TEXAS 78738 • (512) 476-6604 • FAX (512) 469-9148

May 29, 2020

VIA ELECTRONIC TRANSMISSION ONLY

Ms. Mary H. Bott, CPA
Bott & Douthitt, PLLC
P.O. Box 2445
Round Rock, Texas 78680-2445

Re: Billing for Professional Services Rendered

Dear Mary:

Enclosed is our bill for services rendered since the date of last billing for various items concerning Reunion Ranch WCID.

Very truly yours,

Matthew W. McPhail

MM/sw
Enclosure

cc: Jessica Benson (Via Email Only)

By/Date Received: JB 4-1-20
By/Date Posted: JB 4-9-20
Approved for Payment: _____
Hand Delivered to: _____
Mailed By/Date: _____
GL#: 6320

WILLATT & FLICKINGER, PLLC
ATTORNEYS AT LAW

12912 HILL COUNTRY BLVD., SUITE F-232 • AUSTIN, TEXAS 78738 • (512) 476-6604 • FAX (512) 469-9148

May 29, 2020

Bott & Douthitt, PLLC
P.O. Box 2445
Round Rock, Texas 78680-2445

FOR PROFESSIONAL SERVICES RENDERED since the date of last billing in connection with Reunion Ranch WCID:

BILL FLICKINGER

- 05/04/20 Continue revising draft agenda for next Board meeting. (0.3 Hours)
- 05/12/20 Finalize agenda for next Board meeting. (0.4 Hours). Continue preparation for next Board meeting. (0.5 Hours).
- 05/13/20 Continue preparation for next Board meeting. (0.5 Hours).
- 05/19/20 Complete preparation for and attend Board meeting. (1.4 Hours).

Attorney BF: 3.1 Hours

MATTHEW MCPHAIL

- 05/11/20 Continue draft of dedication deed for District. (0.5 Hours).
- 05/14/20 Continue draft of dedication deed. (0.9 Hours).
- 05/18/20 Continue preparation for upcoming meeting. (0.7 Hours). Email correspondence with Bob Burton on conveyance of facilities. (0.3 Hours).
- 05/19/20 Continue preparation for and attend Board meeting. (1.5 Hours).

Attorney MM: 3.9 Hours

- 05/04/20 Review bond application as sent by Dennis Lozano. (1.2 Hours). Receive and review Texas by Texas Training Report for completion of cybersecurity training. (0.2 Hours). Receive and review invoice from Sommers Marketing, send to Jessica Benson for payment. (0.2 Hours). Receive and review as-builts for the irrigation system for effluent and potable water from Mike Moyer. Send e-mail

May 29, 2020

Page 2

- to Mike Moyer on recording information for Section 1. (0.5 Hours). Begin drafting proposed agenda for May. (0.5 Hours).
- 05/05/20 Receive and review e-mail from Mike Moyer providing recording information for Section One. Continue drafting Dedication Deed for conveyance of properties. (0.5 Hours). Send draft agenda to all parties for review. Receive and review replies. (0.5 Hours). Send e-mail to Eileen Grass on completion of cybersecurity training. (0.2 Hours).
- 05/06/20 Continue drafting Dedication Deed for conveyance of properties. (0.3 Hours). Send e-mail to Board on cybersecurity completion. (0.2 Hours) Review lab report; send same to Jesse Kennis. (0.2 Hours).
- 05/07/20 Receive and review e-mail from BLX regarding temporary rules on telephonic calls regarding bond hearings. (0.2 Hours).
- 05/11/20 Receive, review and reply to Eileen Grass on cybersecurity training completion. Receive confirmation on same. Update contact information for Eileen Grass. (0.3 Hours). Send e-mail to consultants regarding agenda package. (0.2 Hours). Continue preparing for next board meeting. (0.5 Hours). Review Expedited Certificate as sent by Clayton Chandler. (0.2 Hours). Receive, review and respond to e-mails from Jesse Kennis on quotes for pond maintenance for four ponds. (0.4 Hours). Review electronic copy of bond application documents as filed with the TCEQ. Review confirmation of filing. (0.5 Hours).
- 05/12/20 Continue preparing agenda package. Finalize agenda for posting. (0.9 Hours). Receive and review building metrics from Mike Moyer. (0.2 Hours).
- 05/13/20 Receive and review Aquatic Features proposal for pond maintenance. Prepare tracking number for Form 1295 for pond maintenance proposal and send to Jesse Kennis for completion. (0.4 Hours). Review list of delinquencies provided by Jesse Kennis. (0.2 Hours). Arrange to post agenda with Hays County Clerk. Send agenda to Inframark for posting within the District. (0.4 Hours). Receive, review and respond to Jessica Benson on attendance at next week's meeting. (0.2 Hours). Receive confirmation of posting from Hays County Clerk. (0.2 Hours). Receive and review e-mail from Jesse Kennis on odor complaints. Respond to same. (0.2 Hours). Review manager's report. (0.6 Hours). Send e-mail to Dennis Lozano on engineer's report. (0.2 Hours). Review bookkeeper's report. Send e-mail to Jessica Benson on redactions. Receive revised report. (0.5 Hours). Continue preparing agenda package and arrange to send to all parties. (0.9 Hours). Receive and review completed Form 1295 from Aquatic Features. Acknowledge with TEC and update database on same. Send reminder on HB 89

May 29, 2020

Page 3

- verification. (0.4 Hours). Arrange to post the agenda and entire agenda package on the District's website. (0.3 Hours).
- 05/14/20 Receive and review TCEQ letter advising bond application is administratively complete. Forward same to all parties. (0.2 Hours).
- 05/18/20 Receive and review e-mail from Dennis Lozano on bond application. (0.2 Hours). Continue review of Dedication Deed. (0.3 Hours). Continue preparing for tomorrow's board meeting. Telephone conference with Tom Rogers on same. (1.0 Hour). Receive, review and respond to Nathan Neese on tomorrow's board meeting. (0.2 Hours). Receive and review e-mail from Allen attaching revised Cash Activity Report. Send same to Board for review. (0.3 Hours).
- 05/19/20 Review HCAD notices on director's lot. (0.2 Hours). Telephone conference with Eileen Grass on today's meeting. (0.2 Hours). Continue preparing for same. (0.7 Hours). Review updated information on odor complaints from Jesse Kennis. Receive updated financials from Jessica Benson. Participate in board meeting. Telephone conference with Dennis Daniel on today's action items and last months. (1.6 Hours).
- 05/20/20 Begin reviewing action items from yesterday's board meeting. Arrange for video recording to be posted on website and arrange for update to Board of Directors. Begin revising District Registration Form. (1.0 Hour). Receive, review and respond to Jessica Benson on contact information for Rick Triplett and Eileen Grass. (0.2 Hours). Receive and review e-mail from AJ Gallagher Insurance on coverages. (0.2 Hours).
- 05/21/20 Send e-mail to Dennis Daniel and Tom Rogers on cybersecurity training. (0.2 Hours). Send documents to Nathan Neese for execution. (0.2 Hours). Receive, review and respond to Karin Dyer on website posting. (0.2 Hours). Receive and review signed minutes from Nathan Neese; forward to Dennis Daniel for execution. (0.2 Hours).
- 05/22/20 Receive, review and respond to Bubba Sykes on directors' lot documentation. Send e-mail to Mike Moyer on same. (0.4 Hours).
- 05/26/20 Receive and review e-mail from Dennis Daniel on cybersecurity training. (0.2 Hours). Receive and review completed election documents from Eileen Grass and Rick Triplett. Draft letter to Secretary of State enclosing same for filing. (0.8 Hours). Receive and review quarterly tax invoice; send to Jessica Benson for payment. (0.2 Hours). Draft letter to TCEQ enclosing District Registration Form for filing. (0.5 Hours). Telephone conference with Rick Triplett on last week's meeting. (0.2 Hours).

WILLATT & FLICKINGER, PLLC

May 29, 2020

Page 4

05/27/20 Receive and review signed minutes from Dennis Daniel. Arrange to post on District's website. (0.3 Hours). Review District's insurance coverages. (0.5 Hours). Receive, review and respond to Mike Moyer on directors' lot conveyance back to developer form Bubba Sykes and Vince Terracina. Send deeds for same. (0.5 Hours).

05/28/20 Review e-mail from Mike Moyer on directors' lot documentation. (0.2 Hours).

Legal Assistant JC: 23.3 Hours

Attorney BF: 3.1 Hours @ \$325.00 per hour	\$1,007.50
Attorney MM: 3.9 Hours @ \$325.00 per hour	\$1,267.50
Legal Assistant JC: 23.3 Hours @ \$115.00 per hour	\$2,679.50

CLIENT EXPENSES

137 Photocopies @ \$.20 each	\$27.40
62 Color Photocopies @ \$.50 each	\$31.00

Total Client Expenses \$58.40

TOTAL AMOUNT DUE \$5,012.90

PLEASE REMIT TO:
 Zane Furr
 906 Madrone Drive
 Georgetown, Tx 78628
 (512) 825-7162

Reunion Ranch MUD
 P.O. Box 2445
 Round Rock, Texas 78681
 ATTN: Mary Bott

Invoice Date
 5/26/2020
 Invoice #
 ZF2020-RR-May
 Customer ID #

RR

Service Date	Description	
5/4/2020	Reunion Ranch Mow Drip Irrigation Fields	\$620.00
5/4/2020	Reunion Ranch Mow WWTP	\$85.00
5/11/2020	Reunion Ranch Mow Drip Irrigation Fields	\$620.00
5/11/2020	Reunion Ranch Mow LS #1	\$25.00
5/11/2020	Reunion Ranch Mow LS #2	\$25.00
5/11/2020	Reunion Ranch Mow Drainage Easement 341 Adam Court	\$85.00
5/14/2020	Reunion Ranch Mow Tiffanie Water Detention Pond	\$150.00
5/14/2020	Reunion Ranch Mow Drainage Easement 158 Denise Cove	\$85.00
5/14/2020	Reunion Ranch Mow Reunion Blvd Water Detention Pond	\$250.00
5/15/2020	Reunion Ranch Mow Katie Drive Water Detention Pond	\$150.00
5/15/2020	Reunion Ranch Mow Jacksdaw Water Detention Pond	\$250.00
5/18/2020	Reunion Ranch Mow Drip Irrigation Fields	\$620.00
5/18/2020	Reunion Ranch Pick-up/Remove Fallen Tree Limbs Drip Irrigation Fields	\$200.00
6/22/2020	Reunion Ranch Mow Mary Elise Water Detention Pond	\$150.00
5/26/2020	Reunion Ranch Mow Drip Irrigation Fields	\$620.00
TOTAL DUE UPON RECEIPT		\$3,935.00

All Payments Due Upon Receipt. Late Payment Penalty of 5% Applied to Unpaid Balance After 8/26/2020

By/Date Received: JB 5-26-20
 By/Date Posted: JB 6-9-20
 Approved for Payment: _____
 Hand Delivered to: _____
 Mailed By/Date: _____
 GL#: 6214

LEAF
P.O. BOX 5066
HARTFORD, CT 06102-5066
866-219-7924

Address Service Requested

Please provide address/contact changes on the reverse side.

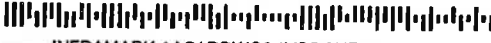
Remittance Section

Contract Number: 100-5255531-001
Invoice Number: 10696826
Invoice Due Date: 06/25/2020
Current Invoice Due:
Total Amount Due: \$4,356.95
Amount Remitted: \$ _____



Payments received after 05/31/2020 are not reflected on this invoice.

Use enclosed envelope and make payable to:

7688010432 PRESORT PBPS028

 INFRAMARK AAO/ RRWC& IMPROVEME
ATTN: NATHAN
STE 100
PO BOX 2445
ROUND ROCK TX 78680-2445

LEAF
P.O. BOX 5066
HARTFORD, CT 06102-5066



011005255531001000105965300106968260004356952

Keep lower portion for your records - Please return upper portion with your payment

LEAF
P.O. BOX 5066
HARTFORD, CT 06102-5066

Account Name: Inframark AAO/ RRWC& Improveve Contract Number: 100-5255531-001
Invoice Date: 05/31/2020 Invoice Number: 10696826
Invoice Due Date: 06/25/2020 Total Due: \$4,356.95

Important Messages

Visit the New MyLEAFNow!

We've updated MyLEAFNow to make paying invoices and managing your accounts faster and easier than ever.

Spend less time managing accounts and more on growing your business! Visit MyLEAFNow.com today.

Thanks for your business!

CONTRACT NUMBER	DESCRIPTION	CONTRACT PAYMENT	SALES/USE TAX	LATE CHARGES	TOTAL
100-5255531-001	Flo Trend Pump System DATE DUE 06/25/20	\$4,298.08			\$4,298.08
	INSURANCE DATE DUE 06/25/20	\$58.87			\$58.87
PLEASE PAY THIS AMOUNT					\$4,356.95

By/Date Received: 06-15-20
By/Date Posted: 06-19-20
Approved for Payment: _____
Hand Delivered to: _____
Mailed By/Date: _____
GL#: 6200

If you have questions regarding your bill, or if you would like to pay by phone please give us a call and we will be happy to assist you.
Pay Online Today at www.e-payadmin.com 866-219-7924



West Travis County Public Utility Agency
www.wtcpuia.org
 (512) 263-0125

Previous Balance	35,103.78
Payments	(35,103.78)
Credits/Adjustments	0.00
Balance Forward	0.00
Previous Interest Accrual	
Penalty Interest Accrual	0.00
Previous Late Fee Charges	
Late Fee (5%)	0.00
Current Charges	24,542.94
Total Amount Due	\$24,542.94

Reunion Ranch WCID
 c/o Boff & Douthitt, PLLC
 Attn: Jessica Benson
Jessica@boffdouthitt.com

Invoice Number	Account Number	Billing Date	Due Date
25095	523-00061-00	6/5/2020	7/5/2020

Account Type: Wholesale Water

Meter Number	Previous Read Date	Current Read Date	Days	Previous Read	Current Read	Usage	Rate*
66514301	April 15, 2020	May 15, 2020	30	49414.00	58203.00	8,789,000.00	1.65
						Total	8,789,000.00

*New rates effective October 1, 2019

BILLING DETAILS

Description	Consumption	Rate	Amount
Wholesale Water			
Monthly Charge			\$10,041.09
Wholesale Treated Water	8789.00	1.65	\$14,501.85
Total Current Charges			\$24,542.94

*Per agreement the district shall pay interest on the unpaid balance at the rate of 12% per annum
 **Per agreement past due payments will require one-time fee of 5% of the unpaid balance

By/Date Received: JB 6-9-20
 By/Date Posted: JB 6-9-20
 Approved for Payment: _____
 Hand Delivered to: _____
 Mailed By/Date: _____
 GL#: 6155 10041.09
4205 14501.85

Accounts may be subject to penalty charges if payment is not received by the due date



Reunion Ranch WCID
 c/o Boff & Douthitt, PLLC
 Attn: Usa Wald
 P.O. Box 2445
 Round Rock, TX 78680

Invoice Number	Account Number	Billing Date	Due Date
25095	523-00061-00	6/5/2020	7/5/2020

Amount Due
\$24,542.94

REMIT TO:
 West Travis County Public Utility Agency
 13215 Bee Cave Pkwy.
 Bldg. B, Ste. 110
 Bee Cave, TX 78738

Bookkeeper's Account Expenditures

REUNION RANCH W.C.I.D. / BOOKKEEPERS ACCOUNT

1428

AT&T

Date Type Reference
5/31/2020 Bill 512-288-5641 05/20

Original Amt.
157.85

Balance Due
157.85


5/20/2020
Discount

Check Amount

Payment
157.85
157.85

First Citizens - Bookke Telephone - May 2020

157.85



AT&T

REUNION RANCH
PO BOX 2445
ROUND ROCK TX 78680 - 2445

Page 1 of 2
Account Number 512 288-5641 322 9
Billing Date May 3, 2020

Web Site att.com

Monthly Statement

Bill-At-A-Glance

Previous Bill	157.84
Payment Received 4-23 Thank you!	157.84CR
Adjustments	.00
Balance	.00
Current Charges	157.85
Total Amount Due	\$157.85
Amount Due in Full By	May 27, 2020

Billing Summary

Online: att.com/myatt	Page	
Plans and Services	1	157.85
1 800 321-2000		
Service Changes:		
1 800 321-2000		
Repair Services:		
1 800 286-8313		
Total Current Charges		157.85

By/Date Received: 05-18-20
 By/Date Posted: 05-20-20
 Approved for Payment: [Signature]
 Hand Delivered to: _____
 Mailed By/Date: 05-21-20
 GL#: 4230

News You Can Use Summary

- PREVENT DISCONNECT
- PROMPT PAYMENT ACT
- FEE DESCRIPTIONS
- LONG DIST. PROVIDERS
- COST ASSESSMENT CHRG
- STILL GETTING PAPER?

See "News You Can Use" for additional information

Plans and Services

Monthly Service - May 3 thru Jun 2

1. Bus Local Calling Unlimited B	127.00
Business Line (Measured Rate)	
Caller ID Name Delivery	
Caller ID Number Delivery	
Expanded Local Calling Service	
Touchtone	
Unlimited Local Usage	

Surcharges and Other Fees

2. Federal Subscriber Line Charge	5.83
3. 911 Fee	.50
4. State Cost-Recovery Fee	.25
5. Federal Universal Service Fee	1.10
6. Texas Universal Service	4.39
7. Cost Assessment Charge	6.12
Total Surcharges and Other Fees	17.99

Taxes

8. Federal	3.10
9. State and Local	9.76
Total Taxes	12.86

Total Plans and Services

Amount Subject to Sales Tax: 144.49

157.85

News You Can Use

PREVENT DISCONNECT

Thank you for being a valued customer. Please be aware that all charges must be paid each month to keep your account current and prevent collection activities. We are required to inform you that certain charges such as your telephone line, and fees and surcharges MUST be paid in order to prevent interruption of basic local service. These charges are already included in the Total Amount Due and are \$157.85. Also, neglecting payment for other charges, such as long distance, voice mail, InLine®, wireless, and Internet may result in those services being interrupted.

LONG DIST. PROVIDERS

Our records show that you have not selected a primary local toll or long distance carrier. Please contact us if this does not agree with your records.

Local Services provided by AT&T Arkansas, AT&T Kansas, AT&T Missouri, AT&T Oklahoma, or AT&T Texas based upon the service address location.

GO GREEN - Enroll in paperless billing.

REUNION RANCH W.C.I.D. / BOOKKEEPERS ACCOUNT

AT&T

Date	Type	Reference
5/31/2020	Bill	144878477 05/20

Original Amt.
77.08

Balance Due
77.08

5/28/2020

Discount

Check Amount

Payment
77.08 ✓
77.08

1429

First Citizens - Bookke Internet - May 2020

77.08



RUINION RANCH WATER CONTROL
 PO BOX 2445
 ROUND ROCK TX 78680-2445

Page: 1 of 2
 Issue Date: May 12, 2020
 Account Number: 144878477


Your bill is available online at att.com. You can also safely and conveniently make payments. Don't have an online account? Go to att.com to register for one.

Total due
\$77.08
 Please pay by:
 Jun 02, 2020

Account summary

Your last bill	\$77.08
Payment, May 06 - Thank you!	-\$77.08
Remaining balance	\$0.00

Service summary

 Internet	<i>Page 2</i>	\$77.08
Total services		\$77.08

Total due **\$77.08** ✓
 Please pay by Jun 02, 2020

By/Date Received: DL 5-27-20
 By/Date Posted: 13 5-28-20
 Approved for Payment: [Signature]
 Hand Delivered to: _____
 Mailed By/Date: 13 5-28-20
 GL#: 4230

Ways to pay and manage your account:

 **myAT&T app**
 iPhone and Android

 att.com/pay

 **Ordering, billing or support**
800.321.2000
 TTY: 800.651.5111